All Counties Rise Together

What is Demographic Dividend (DD)?

- In countries around the world, Demographic Dividend led to breakthrough economic and social development.
- In simple terms, Demographic Dividend (DD) can turn the youth bulge into an opportunity.

By learning from experience of coutries in Asia, Kenya can find a path to long term inclusive growth. The Demographic Dividend is a one-off opportunity to transform Kenya's wealth by harnessing the energy of the youth bulge.

To implement a Demographic Dividend programme:

- Reduce birth rate – to decrease number of dependents supported by employed adults.
- Releases resources to invest in education and health in particular.
- Develop quality jobs through economic policy.
- Ensure the education system meets the skills needs for quality jobs.

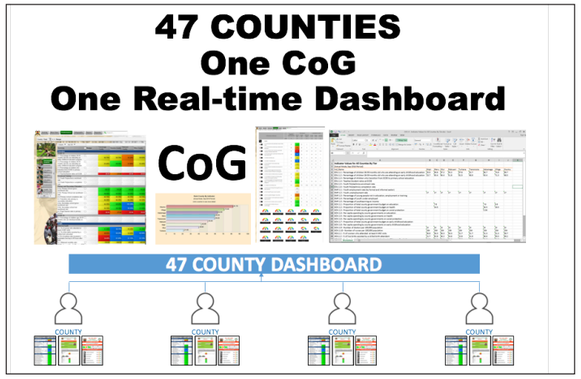

Why implement a Demographic Dividend programme in your county?

Demographic Dividend is good for citizens, good for the county and good for Kenya. This means it is good for the Governor and County Government.
Demographic Dividend projects benefit citizens directly in areas including:

- ✓ Health
- ✓ Education
- ✓ Good jobs
- ✓ Governance

Which is what citizens want. And what the Demographic Dividend can deliver.

Can Demographic Dividend work for my county?

What does the data say from research in our Counties?
YES counties can benefit from Demographic Dividend.

What about policy and technical capacity?
Counties can learn together, share knowledge and re-use policy tools to build capacity.

What about implementation?
Counties can build capacity to implement by strengthening M&E, performance management and by implementing a County Delivery System.

What could counties do from here?

- Develop a Demographic Dividend policy that counties can adopt.
- Develop and share ready-made Demographic Dividend project examples that counties can use.
- Report Demographic Dividend indicators to measure: is Demographic Dividend working?
- Implement a dashboard tracking tool for evidence-based decision making.
- County Delivery System – to implement the programme.
- Put in place a Delivery Unit to drive forward the Governor's agenda.

Contact: To learn more about the Governor's Dashboard email: Info@cog.go.ke

A County Dashboard for Demographic Dividend

Benefits of Governor's Dashboard

For the Governor:

- ☑ Deliver your manifesto
- ☑ Build trust of citizens
- ☑ Get re-elected
- ☑ Make devolution work
- ☑ Leave a legacy

For County Officials:

- ☑ Save time
- ☑ Simplify work
- ☑ Skills for promotion
- ☑ Build your reputation
- ☑ Leave a legacy

How do you want to track results?

Use Dashboard for:

- ☑ Data Collection
- ☑ Real-time M&E
- ☑ Legislated reporting
- ☑ Performance Management
- ☑ Citizen Engagement
- ☑ Knowledge Sharing
- ☑ Scaling what works

Working Together:

- ☑ Governor's Office and Executive
- ☑ Governor's Office and County Assembly
- ☑ County clusters and economic blocks
- ☑ Assess and benchmark
- ☑ Learn from what works
- ☑ County and development partners
- ☑ National government & agencies

Council of Governors

Governor's Dashboard Ticks the Boxes!

The Dashboard makes it easier to monitor progress, delegate tasks and deliver manifesto promise.

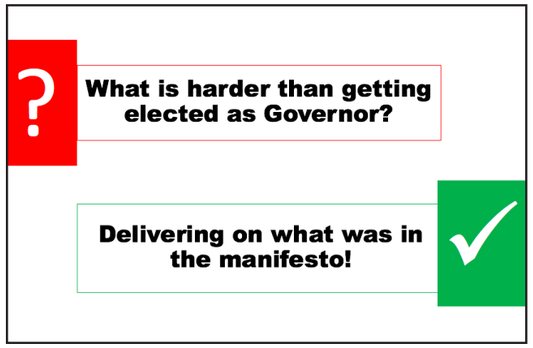

Makes it easier to track and understand results.

The Dashboard simplifies work for officials.

Access the Dashboard any place any time with 3G.

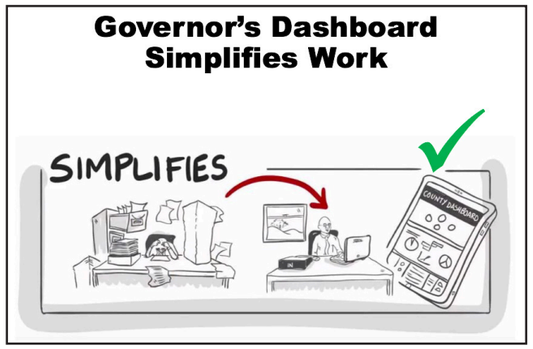

Use the tool to turn county plans into results.

Real time reporting, not months of waiting.

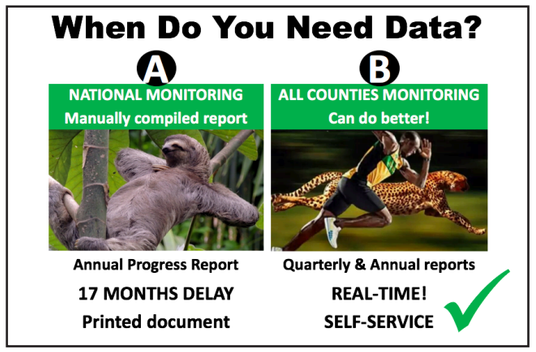

Instant Reporting for County Results

Without colour coding data is hard to understand.

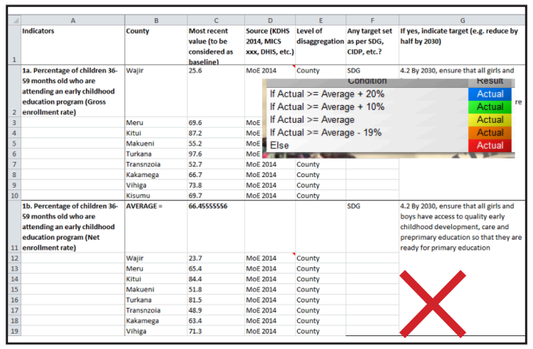

The Dashboard colour codes automatically.

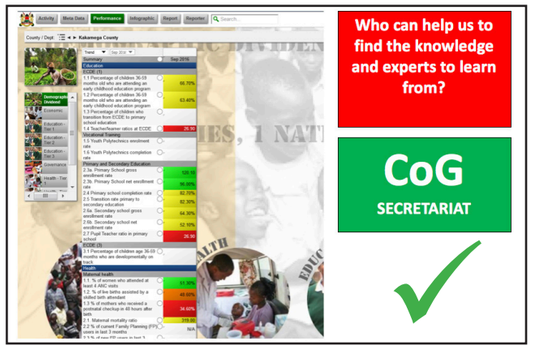

Benchmarking counties shows what is working.

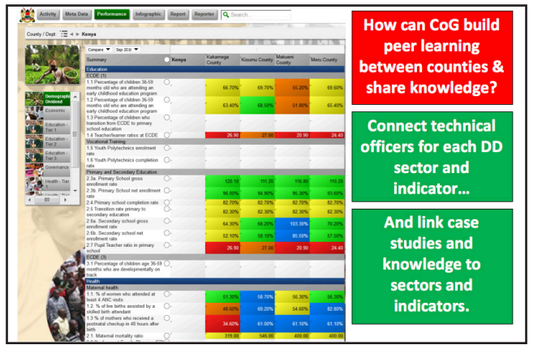

Infographics help with reporting to citizens.



Setting up a Governor's Delivery Unit for Results

- Identify priority projects from the Annual Development Plan.
- Put in place the Governor's Delivery Unit: a smart, motivated team to unblock procurement, budget and capacity for high priority projects backed by the authority of the Governor.
- Identify Delivery Officers accountable to plan and implement each priority project reporting constantly to the Dashboard.
- Quarterly reporting to the Governor and citizens keeps projects on track. Find and fix problems when they occur based on real time data.

Reporting to CoG and Learning Between Counties

- Real time information sharing with CoG and automated reporting for citizens.
- Sharing information and knowledge between counties.
- Building communities of practice for key technical departments.
- Strengthening all counties knowledge and capacity.
- Working together to advance development across all 47 counties to achieve development for all Kenyans.
- Supports the case for 45% based on better county decision mkaing and governance.