REPUBLIC OF KENYA

ISIOLO COUNTY INTEGRATED DEVELOPMENT PLAN, CIDP 2018-2022

March, 2018

Making Isiolo Great

Our Vision

A secure, just, integrated and prosperous county where all enjoy full potential and high quality of life.

Our Mission

Facilitation of an inclusive participatory and vibrant engagement in development that allows optimal utilization of available resources

Our Core Values

- **Inclusive Engagement - We practice equity and equality andengage all stakeholders in establishing the development needs and priorities to inform the county programmes, projects and initiatives.**
- **Social Responsibility: We care for the citizens and the natural environment.**
- **Integrity- We act in an honest, accountable and transparent manner in all our undertakings.**
- **Ownership- We seek to have the citizens embrace a shared county development agenda and take centre-stage in the formulation, implementation, monitoring & evaluation of county policies and plans.**
- **Leadership- We are committed as county public officers to act with a sense of urgency to address citizens' needs and make qualified decisions in a timely manner.**
- **Openness and Innovativeness - We promote an open and innovative mind-set that strive to apply ingenuity thinking and creativity to everything we do. Our county is open to new ideas and methods and we encourage individuals to explore new opportunities to improve our service delivery.**

Theme: Making Isiolo Great!

TABLE OF CONTENTS

LIST OF TABLES VIII

LIST OF FIGURES IX

LIST OF PLATES (CAPTIONED PHOTOS) ..... *x*

ABBREVIATIONS AND ACRONYMS XI

GLOSSARY OF COMMONLY USED TERMS XIII

FOREWORD XV

ACKNOWLEDGEMENTS XVII

EXECUTIVE SUMMARY XVIII

CHAPTER ONE: 1

COUNTY GENERAL INFORMATION 1

1.0 COUNTY OVERVIEW 1

1.1 POSITION AND SIZE 1

1.2 PHYSIOGRAPHIC AND NATURAL CONDITIONS 2

1.2.1 Physical &Topographic Features 3

1.2.2 Ecological Conditions 3

1.2.3 Climatic Conditions 3

1.3. ADMINISTRATIVE AND POLITICAL UNITS 4

1.3.1. Administrative Subdivision (Sub-Counties and Wards) 4

1.4. POLITICAL UNITS (CONSTITUENCIES AND WARDS) 5

1.5. DEMOGRAPHIC FEATURES 5

1.5.1 Population Size and Composition 6

1.5.2. Population Density and Distribution 7

1.5.3 Population Projections for Special Age Groups 8

1.5.4. Demographic Dividend 9

SOURCE: KENYA NATIONAL BUREAU OF STATISTICS, 2009 10

1.6. HUMAN DEVELOPMENT APPROACH 10

1.6.1 Human Development Index (HDI) 10

1.7 INFRASTRUCTURE DEVELOPMENT 10

1.7.1 Road and Rail Network, Airports and Airstrips 10

1.7.2 Posts and Telecommunications: Post Offices, Mobile Telephony, Landline 12

1.7.3 Energy Access (Main Sources of Energy, Electricity Coverage) 12

1.7.4 Housing Types 13

1.8. LAND AND LAND USE 13

1.8.1. Land ownership categories/ classification 13

1.8.2. Mean holding size 13

1.8.3. Percentage of land with title deeds 13

1.8.4. Incidence of landlessness 13

1.9. EMPLOYMENT 13

1.9.1 Wage Earners 14

1.9.2 Self-Employed 14

1.9.3 Labour force by sector *14*

1.9.4 Unemployment Levels *14*

1.10. IRRIGATION INFRASTRUCTURE AND SCHEMES **14**

1.10.1. Irrigation potential *14*

1.10.2. Irrigation schemes *14*

1.11. CROP, LIVESTOCK, FISH PRODUCTION AND VALUE ADDITION **14**

1.11.1. Main crops produced *14*

1.11.2. Acreage under food and cash crops *15*

1.11.3. Average farm sizes *15*

1.11.4. Main storage facilities *15*

1.11.5. Agricultural extension, training, research and information services *15*

1.11.6. Main livestock breeds and facilities *15*

1.11.7. Ranching *16*

1.11.8. Apiculture *16*

1.12. OIL AND OTHER MINERAL RESOURCES **16**

1.12.1. Mineral and Oil potential *16*

1.12.2. Ongoing mining and extraction activities *16*

1.13. TOURISM AND WILDLIFE **17**

1.13.1. Main tourist attractions and activities *17*

1.13.2. Major hotels in the County *17*

1.13.3. Main wildlife *17*

1.13.4. Wildlife conservation areas (game parks, reserves, conservancies, game ranches) *17*

1.13.5. Total Number of Tourists *18*

1.14. INDUSTRY AND TRADE **18**

1.14.1. Markets *18*

1.14.2. Industrial parks (including Jua Kali sheds) *18*

1.14.3. Major industries *18*

1.14.4. Micro, Small and Medium Enterprise (MSME) *19*

1.15. THE BLUE ECONOMY (INCLUDING FISHERIES) **19**

1.15.1. Main fishing activities, types of fish produced, landing sites *19*

1.16. FORESTRY, AGRO FORESTRY AND VALUE ADDITION **19**

1.16.1 Main Forest Types and Gazetted Forests *19*

1.16.2. Main Forest products *19*

1.16.3. Agro-forestry *19*

1.16.4. Value Chain Development of Forestry Products *20*

1.17. FINANCIAL SERVICES **20**

1.17.1. Number of banks, Micro finance institutions, mobile money agents and SACCOs with FOSAs *20*

1.17.2. Distribution /Coverage of Financial Services By Sub-County *21*

1.18. ENVIRONMENT AND CLIMATE CHANGE **21**

1.18.1. Major degraded areas / hotspots and major contributions to environmental degradation *21*

1.18.2. Environmental Threats *21*

1.18.3. High Spatial and Temporal Variability of Rainfall *21*

1.18.4. Change in Water Levels or Glacier *21*

1.18.5. Climate Change Mitigation Measures and Adaptation Strategies *21*

1.18.6. Solid Waste Management Facilities *22*

1.19. WATER AND SANITATION **22**

1.19.1 Water resources *22*

1.19.2. Water supply schemes *23*

1.19.3. Water sources and access *24*

1.19.4. Sanitation *24*

1.20. HEALTH ACCESS AND NUTRITION **25**

1.20.1 Health Access *25*

1.20.2. Morbidity: Five Most Common Diseases in Order of Prevalence *28*

1.20.3. Nutritional Status *28*

1.20.4. Immunization coverage *28*

1.20.5. Maternal Health Care *29*

1.20.6. Access to family planning services/contraceptive prevalence *30*

1.20.7. HIV and AIDS prevalence rates and related services *30*

1.21. EDUCATION, SKILLS, LITERACY AND INFRASTRUCTURE **30**

1.21.1 Pre- School Education (Early Childhood Development Education) *30*

1.21.2. Primary Education *31*

1.21.3. Non-formal Education *31*

1.21.4. Youth polytechnics *31*

1.21.5. Secondary Education *31*

1.21.6. Tertiary Education *31*

1.21.7. Adult and continuing Education *32*

1.21.8. Technical, Vocational Education and Training *32*

1.22. SPORTS, CULTURE AND CREATIVE ARTS **32**

1.22.1. Museums, Heritage and Cultural sites *32*

1.22.2. Talent Academies *32*

1.22.3. Sports facilities *32*

1.22.4. Libraries /information documentation centre/ citizen Service centre's *32*

1.23 COMMUNITY ORGANIZATIONS/NON-STATE ACTORS **32**

1.23.1 Cooperative Societies *32*

1.23.2.Public Benefits Organizations *33*

1.23.3 Development partners e.g. UN Agencies, USAID, World Bank, etc *33*

1.23.4. Youth Empowerment and Social Inclusion (Youth Empowerment Centres) *33*

1.24. SECURITY, LAW AND ORDER **34**

1.24.1 Number of Police Stations and Posts by Sub-County *34*

1.24.2 Types, Trends and Crime Prone Areas *34*

1.24.3 Types and Number of Courts *34*

1.24.4. Prisons and Probation Services *34*

1.24.5 Number of Public Prosecution Offices *34*

1.24.6 Number of Prosecutions over the Years *35*

1.24.7 Community Policing Activities *35*

1.24.8 Immigration Facilities *35*

1.25. SOCIAL PROTECTION 35

1.25.1 Number of Orphans and Vulnerable Children (OVC) *36*

1.25.2 Cases of Street Children *36*

1.25.3 Child care facilities and Institutions by sub-county *36*

1.25.4 Social Net Programmes in the County *36*

2.1 INTRODUCTION 37

2.2 LINKAGE OF THE CIDP WITH THE KENYA VISION 2030, ITS MEDIUM TERM PLANS AND OTHER PLANS, POLICIES AND STRATEGIES 37

2.2.1 CIDP linkages with the Kenya Vision 2030 and its Medium Term Plans 2018-2022 ..... *37*

2.2.2 Linkage of the CIDP and the 'Big Four' Plan for Economic Development *39*

2.2.3 Linkage with Sectoral Plans and Township Plans *40*

2.2.4 Linkage with County Spatial Plan *40*

2.2.5 Integration of the Sustainable Development Goals (SDGs) Into the CIDP *40*

2.2.6 Linkage of the CIDP with Agenda 2063 ..... *43*

CHAPTER THREE 45

REVIEW OF IMPLEMENTATION OF COUNTY INTEGRATED DEVELOPMENT PLAN 2013-17 45

3.1 INTRODUCTION 45

3.2.1 Analysis of the County Revenue Streams *45*

3.2.2 County Government Expenditure Analysis Budgeted versus Actual by Sector/ subsector 2013-2017 ..... *48*

3.2.3. Summary of Key Achievements Versus Planned Targets for 2013-2017 ..... *53*

3.2.4 Challenges in the implementation of the CIDP 2013-17 ..... *56*

3.2.5 Lesson learnt *58*

CHAPTER FOUR: 60

COUNTY DEVELOPMENT PRIORITIES AND STRATEGIES 60

4.1 INTRODUCTION 60

4.2 SPATIAL DEVELOPMENT FRAMEWORK 60

4.2.1 Significance of the Spatial Plan to County Development *60*

4.3 NATURAL RESOURCE ASSESSMENT 65

4.4 DEVELOPMENT PRIORITIES AND STRATEGIES 67

4.4.1 Agriculture, Livestock and Fisheries *67*

FISHERIES SUB SECTOR 73

4.4.2. Water, Sanitation, Energy, Environment, Natural Resource and Climate Change *76*

4.4.3 Health Services *81*

4.4.4. Lands, Physical Planning, Roads, Works and Urban Development *87*

4.4.5 Tourism,wildlife promotion and development, Trade, Cooperative, Industry and Enterprise Development *94*

4.4.6 Education, Youth, Sports, Gender, Culture and Social Services *105*

4.4.7 Finance and Economic Planning *115*

4.4.9 Special Programmes and ICT *126*

4.4.10 County Public Service Board *129*

4.4.11 County Assembly *131*

CHAPTER FIVE: 138

IMPLEMENTATION FRAMEWORK 138

5.1 INTRODUCTION 138

5.2 INSTITUTIONAL FRAMEWORK 138

5.2.1 Organizational Flowchart *138*

5.2.2 Stakeholders in the County *139*

5.3 Resource Requirement by Sector *140*

5.4.1 Budget Projection and Resource Availability *141*

5.4.2 Strategies for Raising Revenue *141*

5.4.3 Assets and Financial Management and Accountability *143*

5.5 ESTIMATED RESOURCE GAP AND MEASURES TO ADDRESS 145

5.5.1 Measures to Address Resource Gap *145*

CHAPTER SIX: 147

MONITORING AND EVALUATION FRAMEWORK 147

6.1 INTRODUCTION 147

6.2 DATA COLLECTION, ANALYSIS, AND REPORTING 149

6.4 M&E STRUCTURE IN THE COUNTY 151

6.3 M&E Outcome Indicators *153*

ANNEX 1.1 AGRICULTURE LIVESTOCK AND FISHERIES PROJECTS 178

ANNEX 1.2: WATER, SANITATION, ENERGY, ENVIRONMENT &NATURAL RESOURCES AND CLIMATE CHANGE PROJECTS 193

SUB-SECTOR NAME: ENVIRONMENT, NATURAL RESOURCES, ENERGY AND CLIMATE CHANGE 205

ANNEX 1.3: HEALTH SERVICES SECTOR PROJECTS 210

ANNEX 1.4: LANDS, PHYSICAL PLANNING, ROADS, PUBLIC WORKS AND URBAN DEVELOPMENT PROJECTS 224

ANNEX 1.5: TOURISM, WILDLIFE, TRADE, COOPERATIVE AND ENTERPRISE AND INDUSTRIALIZATION DEVELOPMENT PROJECTS 237

ANNEX 1.6: EDUCATION, YOUTH, SPORTS GENDER, CULTURE AND SOCIAL SERVICES PROJECTS 246

ANNEX 1.7: FINANCE AND ECONOMIC PLANNING PROJECTS 252

ANNEX 1.8: GOVERNANCE, ADMINISTRATION, PUBLIC SERVICE MANAGEMENT SECTOR PROJECTS 255

ANNEX 1.9: SPECIAL PROGRAMMES AND ICT PROJECTS 260

Sub Sector: County ICT *261*

ANNEX 1.10: COUNTY PUBLIC SERVICE BOARD PROJECTS 263

ANNEX 1.11: COUNTY ASSEMBLY PROJECTS 265

ANNEX 2: COUNTY URBAN INSTITUTIONAL DEVELOPMENT STRATEGY 267

LIST OF TABLES

Table 1: Isiolo Station Rainfall Statistics, 2014-2016 3
Table 2: Administrative Subdivision 4
Table 3: Area by Sub-county and Ward 4
Table 4: County's Electoral Wards by Constituency 5
Table 5: Population Projections by cohorts 5
Table 6: Population Projections for Special Age Groups 8
Table 7: Demographic Dividend Potential 9
Table 8: Comparison between Isiolo County and National HDI Values 10
Table 9: Tourist Attractions and Activities 17
Table 10: Financial Institutions, 2018 20
Table 11: Major Water supply schemes in the County 23
Table 12: Households with Access to Water and Sanitation, 2014 - 2016 25
Table 13:Health Facilities and their Distribution by Sub County 25
Table 14: Health Work Force 27
Table 15: Immunization Coverage in the County 29
Table 16: Number Adult Education centres across the county 32
Table 17: Cooperative Socities in the county 32
Table 18: Registered Self Help Groups and Membership by Sex 2014-2016 33
Table 19: Police Stations and Posts by Sub County 34
Table 20: Types of Crimes and Crime Prone Areas 34
Table 21: Actual Internal Revenue and External Share for Financial Years 2013/14 - 2016/17 45
Table 22: Local Revenue Collection from Financial Year 2013/14 to Financial Year 2016/17 46
Table 23: Analysis of the Overall County Revenue Streams 46
Table 24: County Government Expenditure Analysis: budgeted versus actual by type for FYs 2013-2017 48
Table 25: County Expenditure Analysis by Sector/ subsector budgeted versus actual 51
Table 26: County Spatial Development Strategies by Thematic Areas 61
Table 27: Natural Resource Assessment 65
Table 28: Agriculture, Livestock and Fisheries Programmes 67
Table 29: Water, Sanitation, Energy, Environment and Natural Resource Sector Programmes 78
Table 30: Health Services Programmes 82
Table 31: Lands And Physical Planning; Roads and Public Works; Housing and Urban Development Sector Programmes
Table 32:Tourism, Wildlife, Trade, Cooperative, Industry and Enterprise Development Sector Programmes 96
Table 33: Education, Youth, Sports, Gender, Culture and Social Services Sector Programmes 109
Table 34: Finance and Economic Planning programmes 117
Table 35: Governance, Administration, Public Service Management Programmes 123
Table 36: Special Programmes and ICT Sector Programmes 127
Table 37: County Public Service Board Programmes 130
Table 38: County Assembly Programmes 132
Table 39: Flagship and County Transformative Projects 133
Table 40: Summary of Proposed Budget by Sector 140
Table 41: Revenue Projections 141
Table 42: Summary of M&E Outcome indicators 154

LIST OF FIGURES

Figure1: Isiolo County Total Population Projections 6
Figure 2: Population Projections by Age Cohort 6
Figure 3: Total Urban Population 7
Figure 4: Urban Centres Population Projection by Age 7
Figure 5: Completed 1.4km Runway in the first Phase of Isiolo International Airport, 2018 11
Figure 6: Section of paved Isiolo- Moyale Road, 2018 12
Figure 7: Cooking energy sources by percentage use 12
Figure 8: Lighting energy sources by percenatage use 13
Figure 9: River Ewaso Ngiro during rain season.....
Figure 10: Sources of Water during the Dry and Wet Seasons 24
Figure 11:Trends of Local Revenue 2013/14 to 2016/17 46
Figure 12: Actual and Revised Budget Estimates 2013-2017 49

LIST OF MAPS

Map 1: Position of the County on the Map of Kenya 2
Map 2: Shows County's Administrative and Political Units..... 4
Map 3: LAPSSET Transport Corridor Development Plan 39

LIST OF PLATES (CAPTIONED PHOTOS)

Photo 1: H.E. the Governor, Dr. Mohamed Kuti flagging off a project……i

Photo 2: Livestock Market in Belgesh, Isiolo County……16

Photo 3: Isiolo Shaba Wildlife Game Reserves……18

Photo 4: Protected Natural Spring in Gotu……..25

ABBREVIATIONS AND ACRONYMS

AI	Artificial Insemination
AIDS	Acquired Immune Deficiency Syndrome
ALRMP	Arid Land Resource Management Programme
ART	Anti-Retroviral Treatment
CALEO	County Agricultural and Livestock Extension Officer
CATC	County Aids Technical Committee
CBO	Community Based Organisation
CBPP	Contagious Bovine Pleural Pneumonia
CDC	County Development Committee
CDP	County Development Profile
CDP	County Development Profile
CEC	County Executive Committee
CGI	County Government of Isiolo
CHW	Community Health Worker
CIDC	County Information and Documentation Centre
CIDP	County Integrated Development Plan
CIGs	Common Interest Groups
CMEC	County Monitoring and Executive Committee
CPMU	County Planning and Monitoring Unit
CSDO	County Social Development Officer
CSHSF	Civil Servant Housing Scheme Fund
CSO	Community Civil Organisation
CVO	County Veterinary Officer
CWO	County Works Officer
ECD	Early Childhood Development
EIA	Environment Impact Assessment
ENNDA	Ewaso Ngiro North Development Authority
FBO	Faith Based Organisation
FGM	Female Genital Mutilation
GoK	Government of Kenya
Ha	Hectare
HBC	Home Based Care
HG	High Grade
HH	House Hold
HIV	Human Immunodeficiency Virus
HQ	Head Quarter
ICC	Isiolo County Council
ICT	Information Communication Technology
IGA	Income Generating Activity
IT	Information Technology

KAA	Kenya Airports Authority
KALRO	Kenya Agricultural and livestock Research Institute
KEWI	Kenya Water Institute
KPLC	Kenya Power & Lighting Company
KWS	Kenya Wildlife Service
LATF	Local Authority Transfer Fund
LG	Low Grade
LMD	Livestock Marketing Division
M&E	Monitoring and Evaluation
MOH	Ministry of Health
MTAP	Medium Term ASAL Programme
MTEF	Medium Term Expenditure Framework
NALEP	National Agricultural and Livestock Extension Programme
NDMA	National Drought Management Authority
NEMA	National Environment Management Authority
NG	National Government
NGCDF	National Constituencies Development Fund
NGO	Non-Governmental Organisation
NHC	National Housing Corporation
NIB	National Irrigation Board
NSIS	National Security Intelligence Service
NWCPC	National Water Conservation & Pipeline Corporation
O&M	Operation and Maintenance
OOP	Office of the President
OVC	Orphan and Venerable Children
PHC	Primary Health Care
PLWA	People Living With HIV/AIDS
PMCT	Prevention of Mother to Child Transmission
RMFLF	Road Maintenance Fuel Levy Fund
SIDA	Swedish International Development Agency
SWOT	Strength, Weakness, Opportunity and Threat
TLU	Total Land Unit
TOWA	Total War on Aids
VCT	Voluntary Counselling and Testing
VIP	Ventilated Improved Pit
WAMA	Water Resource Authority
WSTF	Water SectorTrust Fund

GLOSSARY OF COMMONLY USED TERMS

Baseline: an analysis describing the initial state of an indicator before the start of a project/programme, against which progress can be assessed or comparisons made

County Assembly Public Service Board: a body charged with the responsibility of developing and implementing human resource policies and framework for the county government in line with the relevant laws. The CPSB handles all human resource issues in the county.

County Assembly: the legislative arm of the county government which makes laws to govern certain operations. The assembly also has oversight responsibilities on the county's operational activities. The county assembly consists of members of county assembly (MCAs), clerk and the speaker elected by the county assembly.

County Budget and Economic Forum: consist of the governor, CEC members, a number of representatives, not being county public officers, equal to the number of executive committee members appointed by the governor from persons nominated by organizations representing professionals, business, labour issues, women, persons with disabilities, the elderly and faith based groups at the county level. They are consulted by the county government on preparation of county plans, the County Fiscal Strategy Paper and the Budget Review and Outlook Paper for the county and matters relating to budgeting, the economy and financial management at the county level.

County Executive Committee: consists of the county governor and the deputy county governor; and members appointed by the county governor, with the approval of the assembly, from among persons who are not members of the assembly.

County Government: the unit of devolved government.

Demographic Dividend: the demographic dividend is the accelerated economic growth that may result from a decline in a country's mortality and fertility and the subsequent change in the age structure of the population. It is evident in Kenya that demographic transition is taking place at both national and county level creating a demographic window of opportunity to harness the demographic dividend.

Development: the process of economic and social transformation that is based on complex cultural and environmental factors and their interactions.

Devolution: the statutory delegation of powers from the central government of a sovereign state to govern at a subnational level, such as a regional or local level. Devolution in Kenya is the pillar of the Constitution and seeks to bring government closer to the people, with county governments at the centre of dispersing political power and economic resources to Kenyans at the grassroots.

Flagship and Transformative Projects: these are projects with high impact in terms of employment creation, increasing county competitiveness, revenue generation etc. They may be derived from the Kenya Vision 2030 (and its MTPs) or the County Transformative Agenda.

Government: is a means by which state policies are enforced, as well as a mechanism for determining the policy.

Green Economy: the green economy is defined as an economy that aims at reducing environmental risks and ecological scarcities, and that aims for sustainable development without degrading the environment. Green economy considerations are envisaged by mainstreaming cross-cutting issues such as climate change; Environmental degradation; HIV and AIDS; Gender, Youth and Persons with Disability (PWD); Disaster Risk Management (DRM), Ending Drought Emergencies (EDE) among others.

Human Development Index (HDI): is a composite measure that incorporates mostly indicators derived from social sectors e.g life expectancy, years of schooling, and the general standard of living in the region or country.

Indicator: an indicator is a sign of progress /change that result from your project. It measures a change in a situation or condition and confirms progress towards achievement of a specific result. It is used to measure a project impact, outcomes, outputs and inputs that are monitored during project implementation to assess progress.

Integration: combining or coordinating separate county programmes and projects to provide a harmonious, interrelated plan in an organized or structured manner to form a constituent unit that function cooperatively.

Outcome Indicator: this is a specific, observable, and measurable characteristic or change that will represent achievement of the outcome. Outcome indicators include quantitative and qualitative measures. Examples: enrolment rates, transition rates, mortality rates etc.

Outcome: measures the intermediate results generated relative to the objective of the intervention. It describes the actual change in conditions/situation as a result of an intervention output(s) such as changed practices as a result of a programme or project.

Output: immediate result from conducting an activity i.e. goods and services produced

Performance indicator: a measurement that evaluates the success of an organization or of a particular activity (such as projects, programs, products and other initiatives) in which it engages.

Programme: A grouping of similar projects and/or services performed by a Ministry or Department to achieve a specific objective; the programmes must be mapped to strategic objectives.

Project: A project is a set of coordinated activities implemented to meet specific objectives within defined time, cost and performance parameters. Projects aimes at achieving a common goal from the programme.

Public Participation: An action or a series of actions a person takes to involve themselves in affairs of government or community that directly engages the public in decision-making and gives full consideration to public input in making that decision. These activities include voting, attending meetings, participating in public or private political discussion or debate on issues, signing a petition on a desired government action or policy, volunteering in community activities and contributing money to a political party or candidate of one's choice among other similar activities.

Spatial Development: techniques used by planners and other actors of decision making to facilitate integrated balanced development.

Target: it is a planned level of an indicator achievement.

FOREWORD

This is the place. This is the time. We can no longer wait for, nor rely upon largesse from outside to direct our future. We cannot wait for incremental resources or another stimulus to save the day. We must decide what we want our county to be and how we are going to get there. Now is the right time for Isiolo County to have an aggressive, multi-sectoral and focused economic development blue print plan that will leverage county assets, build off of long-standing strengths, and take advantage of decentralization to drive growth.

The unveiling of the second Isiolo County Integrated Development Plan (CIDP) is a historic milestone in our county development pathway. It represents a comprehensive effort by the County Government of Isiolo to drive its economic growth and development. This plan builds off the successes, experiences and programs of the county's valued economic development vision in the first Plan.

This second generation CIDP adopts a sectoral planning approach to facilitate allocation of resources to related activities in order to accelerate the desired growth by linking specific sectoral programmes/projects to outcomes. These priorities have been aligned to well-defined programmes, corresponding outcomes and targets for the planning period. This approach will provide a mechanism for feedback on the effectiveness and efficiency in the implementation of the programmes and projects.

The preparation of the CIDP is anchored on the Sustainable Development Goals (SDGs) and the Kenya Vision 2030. To maximize our county's economic growth our county's plan is aligned to take advantage of the region's economic strategies embodied in Vision 2030 such as the LAPPSET projects. In the recent years, the region has become aware that economic development is a team sport, and no one player is able to make much impact without partnerships, alignment and collaboration.

The most important collaboration to determine our ultimate success will be strong public-private-Non-profit sector interaction, beginning with each sector doing what it does best: the public sector creating the environment for economic growth and filling market gaps with programs for the general welfare of its citizens, the private sector creating economic value that supports job creation, and the Non-profit sector creating knowledge, providing resources and in other ways creating social value.

The investments in this plan will be designed to; create high-quality, well-connected places that provide our residents with great setting to live, work, play and learn; and accelerate business growth by connecting existing and new companies to county resources that will help them invent, commercialize, make and sell new products to growing markets.

The county utmost importance will measure and evaluate programs and investments on their ability to deliver the outcomes espoused in this plan. Funding source or compliance will no longer be the driving force behind what and how we will measure. Rather, we will seek to measure "who" received the investment, who benefited, and "where" that investment took place. This will also provide us with a tool to determine our future successes, and will serve as a guideline to where improvements may need to be made. In addition to our current efforts, we will expand our programs by creating additional partnerships and outreach efforts to ensure that all of our available resources are distributed county-wide to all socio-economic and cultural areas in accordance with the law, keeping in mind that fairness and justice are paramount.

Finally, I thank the people of Isiolo County, development partners, professionals and the elected leaders whose inputs made this plan successful.

Dr. Mohamed Abdi Kuti
Governor, Isiolo County

ACKNOWLEDGEMENTS

The Isiolo County Integrated Development Plan 2018-2022 has been developed through the efforts of many stakeholders. In this regard, we wish to appreciate the role played by various individuals and institutions in its development. . Special thanks go to Isiolo County Governor, Dr Mohamed Kuti; Deputy Governor,Dr Abdi Issa, County Secretary, Dr Ahmed Galgalo and County Executive Committee members; Ms Josephine Eregei, Ms Tiya Galgalo, Mr Mohamed Sime, Mr Mahamoud Hajji and Mr Yussuf Daud.

We thank the government departments, Ministry of Devolution and Planning for providing the guidlines for preparation of this document, Civil Society Organizations (CSOs), community groups and the members of the private sector for providing inputs for the development of this document.

We are equally grateful to USAID-AHADI Kenya for facilitating the process and for providing technical and financial resources that were useful at all stages of the CIDP development. More specifically, we recognize the AHADI technical facilitation team led by Waceke Wachira (Country Director), Angela Kabiru (Head of Governance), Lucy Kimani (Programme Officer), Zachary Kaimenyi (Regional Coordinator), Dhahabo Daudi (Liaison Officer, Isiolo County), Dr. Joshua Wathanga (Consultant), Dr. Peter Okoth (Consultant), David Omwambia (Consultant), Mr. Jesson Oyugi Paul Kamaku and Gorety Apondi (Consultant).

We wish to further appreciate the role played by our County Development Planning Officer, Mr. Gabriel Manyinsa and his secretariat, for their administrative and technical inputs in preparation of this plan.

We also thank the Speaker of the County Assembly, the Clerk and all members of the County Assembly for their involvement during public forums, workshops and contributions in enriching the document.

Last but not least, we are grateful to the members of the public for providing the fodder on the dream of Isiolo County during the ward and sub-county public participation forums.

To everyone, Lets Make Isiolo Great!

Mr. Mwenda Thiribi

CEC –Finance and Economic Planning.

CEC Finance
Isiolo County Government
P. O. Box 36
ISIOLO

EXECUTIVE SUMMARY

The County Integrated developmentPlan (CIDP), 2018-2022 is a five year plan prepared by the County Government of Isiolo through wide stakeholder participation to provide an overall framework for development.

It mainly provides the platform to guide, harmonize and facilitate coordinated development within the county through a framework upon which all stakeholders in the county will base their development programmes and activities set for the benefit of local communities. The CIDP has six chapters, as outlined below:

Chapter one of the CIDP provides a background overview of the county, situation analysis in terms of population; resource endowments; main economic activities; major development challenges and constraints; previous development initiatives and their achievements, and challenges.

Chapter two describes the linkages of the CIDP with other plans with the Kenya Vision 2030, its third Medium Term Plan which include national programmes and projects in the county such as LAPPSET project, Flagship projects of Vision 2030 in the county. Other devolution instruments include policies, strategies; sector plans strategies and international commitments made by the government such the SDGS.

Chapter three provides a brief review on implementation of the previous CIDP in terms of county revenue streams, county expenditure analysis by sector/ subsector, sectorial key achievements versus planned targets focusing on outcomes, challenges in the implementation of the 2013-17 CIDP and Lessons learnt to remedy the current CIDP.

Chapter four discusses spatial development framework, key county development priorities and strategies, and programmes with their outcomes, performance indicators and budgets and transformative projects as identified by stakeholders during this CIDP preparation and MTP III.

Chapter five gives an overview on the CIDP implementation framework. The chapter discusses the framework which includes institutions responsible for the actualization of the plan, organizational flow, resource requirements and mobilization framework, mechanisms and strategies for revenue raising, asset management, financial management and capital financing required for implementing the County Integrated Development Plan.

Chapter six gives a brief description of the Monitoring & Evaluation structure in the county and how it is linked to the County Monitoring and Evaluation Framework as outlined in the Guidelines for Preparation of County Integrated Monitoring and Evaluation System (CIMES); mechanisms for data collection, analysis, and reporting, dissemination and citizen engagement. The CIDP Results Matrix summarizes the programme outcome indicators and targets that will allow implementers and decision-makers alike to assess progress towards the various county development priorities.

Annex 1 provides details of sector projects derived from programmes for implementation in the county by sectors in the period 2018-2022.

CHAPTER ONE:

COUNTY GENERAL INFORMATION

1.0 County Overview

Isiolo County is poised to become an economic elephant, an industrial hub and international trading center. Across the beautiful hills, valleys, acacia trees and the savannah grasslands of the county, winds of change are blowing. Isiolo is a virgin space, a wonderful piece of creation. The Isiolians and Kenyans alike are up-beat on how they are going to fit into the Isiolo County and its ecosystem. Isiolo sits at the center of the world that is watching keenly at the unfolding developments taking place there. Isiolo's strategic position is irresistible and attractive to local and international investors. The county boast of abundant land, tourist attraction sites and minerals which are held dear by the residents as major economic resources. Livestock production remains the biggest economic activity with approximately 80% of the population relying on it. The county has its fare share of natural wealth being endowed with three national game reserves namely, Shaba, Buffalo Springs and Bisanadi.

Chapter one of this plan gives the snapshot background information on the county socio economic status and physical infrastructure that has a bearing on the development of the county. The chapter also provides a description of the county in terms of the location, size, physiographic and natural conditions, demographic profiles as well as the administrative and political units.

1.1 Position and Size

Isiolo County borders Marsabit County to the north, Samburu and Laikipia Counties to the west, Garissa County to the south east, Wajir County to the north east, Tana River and Kitui Counties to the south and Meru and Tharaka Nithi Counties to the south west. It covers an area of approximately 25,700 km^2. It is located between Longitudes 36° 50' and 39° 50' east and latitude 0° 05' south and 2^0 north. Isiolo town lies 285 kilometres north of Nairobi, the capital city of Kenya by road.

Map 1: Position of the County on the Map of Kenya

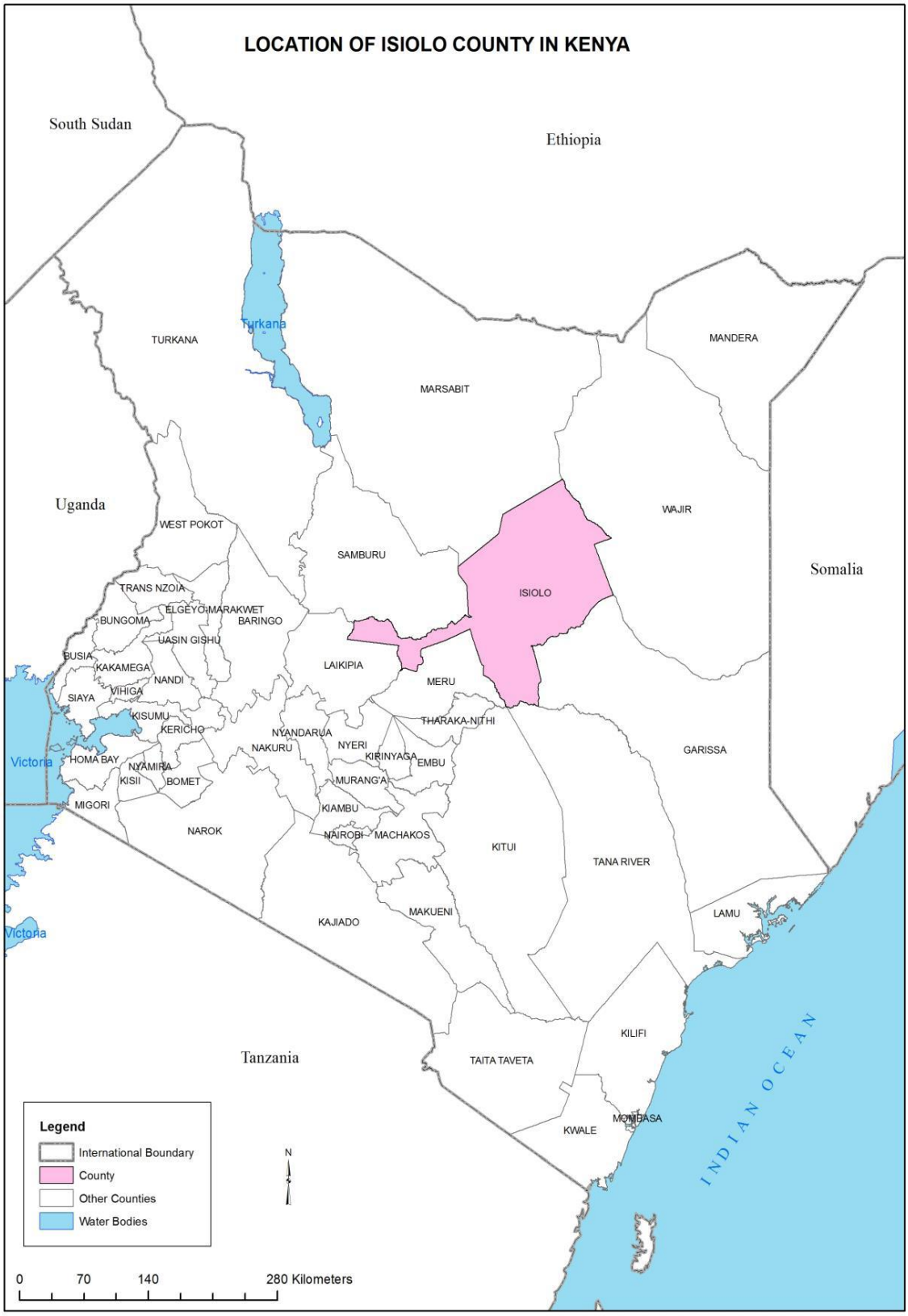

Prepared by: The Kenya National Bureau of Statistics: Cartography\GIS Section:
Source: 2009 Population Census

This map is not an authority on delineation of boundaries

1.2 Physiographic and Natural Conditions

1.2.1 Physical &Topographic Features

Most of the land in the Isiolo County is flat low lying plain. The plains rise gradually from an altitude of about 200 M above sea level at Lorian swamp (Habaswein) 300M above sea level at Merti Plateau and 1100 M above the sea level at Isiolo town.

There are six perennial rivers in the county namely; Ewaso Ngiro North, Isiolo, Bisan-gurach, Bisanadi, Likiundu and Liliaba rivers. Ewaso Ngiro North River has its catchments area in the Aberdare ranges and Mount Kenya. It also serves as a boundary mark between Isiolo North and Isiolo South constituencies. Isiolo River originates from Mount Kenya and drains into Ewaso Ngiro River. Bisan- gurach and Bisanadi Rivers are found in the southern part of the county and drains into the Tana River. Likiundu and Liliaba originate from Nyambene hills and drains into Ewaso Ngiro North River.

The county has a combination of metamorphic rocks and other superficial rock deposits. Tertiary rocks (Olive Basalt) are found in the northern parts of the county, where oil exploration has been going on. The areas covered with tertiary marine sediments have a high potential for ground water harvesting.

1.2.2 Ecological Conditions

The county lies in two ecological zones namely semi-arid and arid. The semi-arid zone has medium potential. It has become an area of sedentarized agro-pastoral activities that covers part of Wabera Ward, Bulla Pesa Ward and some parts of Burat Ward in Isiolo North Constituency. It also covers some southern part of Kinna Ward in Isiolo South Constituency. The county receives rainfall ranging between 400 – 650 mm annually. Arid zone covers Oldonyiro, Ngare Marasome parts of Burat, Chari and Cherab Wards in Isiolo North Constituency and Garbatulla, Sericho Ward and northern part of Kinna Ward in Isiolo South Constituency.

1.2.3 Climatic Conditions

The county is hot and dry in most months in the year with two rainy seasons. The short rain season occurs between October and December with the peak in November while the long rain occurs between March and May with the peak in April. The topography of the landscape influences the amount of rainfall received. The higher ground areas near Mount Kenya and Nyambene Hills (Bulla Pesa, Burat and Kinna wards) receive between 500-670mm of rainfall per year. The drier eastern and northern part of the county receive less than 300mm.
High temperatures are recorded in the county throughout the year, with variations in some places due to differences in altitude. The mean annual temperature in the county is 29 degrees centigrade. The county records more than nine hours of sunshine per day and has a huge potential for harvesting and utilization of solar energy. Monsoon winds blow across the county throughout the year and attain their peak during the months of July to August, sweeping away all the moisture. The strong winds provide a huge potential for wind generated energy.

Table 1 below shows the amount of rainfall received in Isiolo in the period of three years.

Table 1: Isiolo Station Rainfall Statistics, 2014-2016

Month	2014		2015		2016	
	Rainy days	Amount (mm)	Rainy days	Amount (mm)	Rainy days	Amount (mm)
Jan	1	1.2	-	0	6	58.8
Feb	-	0	1	3	3.00	24.3
March	4	71.6	6	78.9	7	60.1
April	7	37.8	7	119.3	11	87.6
May	1	6.5	2	12	0	0
June	0	0	1	7	0	0
July	0	0	0	0	0	0
August	0	0	0	0	0	0
September	1	43.7	0	0	1	4
October	1	3	5	28.5	1	76
November	7	94.7	12	140.7	12	157.3
December	3	33	10	146.5	2	14.4

Month	2014		2015		2016	
	Rainy days	Amount (mm)	Rainy days	Amount (mm)	Rainy days	Amount (mm)
TOTAL		**291.5**		**535.9**		**482.5**

Source: Meteorological Department, Isiolo County 2016

1.3. Administrative and Political Units

1.3.1. Administrative Subdivision (Sub-Counties and Wards)

The County has two constituencies, three sub-counties and ten wards

Table 2: Administrative Subdivision

Constituency	Sub-County	Wards
Isiolo North	Isiolo	4
	Merti	3
Isiolo south	Garbatula	3
Total		**10**

Source: County Commissioner, Isiolo County, 2009

Map 2: Shows County's Administrative and Political Units.

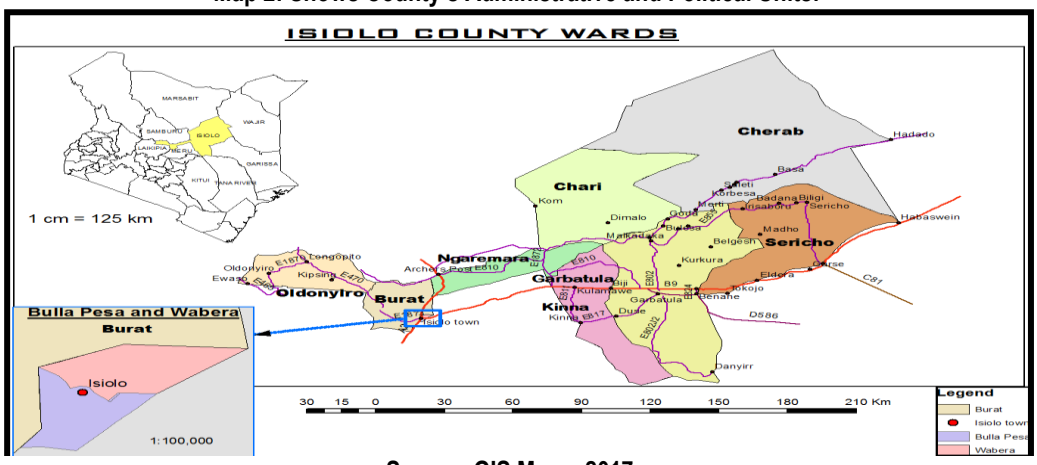

Source: GIS Maps, 2017

Table 3: Area by Sub-county and Ward

Constituency	Sub-County	Area(Sq. Km)	Ward
Isiolo North	Isiolo	3,269	Wabera
			Bulla Pesa
			Burat
			Ngaremara
			Oldonyiro
	Merti	12,612	Chari
			Cherab
Isiolo South	Garbatulla	9,819	Kinna
			Garbatulla
			Sericho
Total: 2	**3**	**25,700**	**10**

Source: Kenya National Bureau of Statistics, 2009

Isiolo North constituency has the highest number of wards (seven) while Isiolo South has three wards. Isiolo North constituency is the largest in area coverage of 15,881 Km^2 while Isiolo South constituency has area coverage of 9,819 Km^2.

1.4. Political units (Constituencies and Wards)

The county has two constituencies, namely, Isiolo North and Isiolo South. The county has 10 County Assembly wards as shown in Table 4 below.

Table 4: County's Electoral Wards by Constituency

Constituency	Wards	Total Ward Population (2009)	Projection Ward Population (2018)	Projection Ward Population (2020)	Projection Ward Population (2022)
	Wabera	17,431	19,307	19,679	20,065
	Bulla Pesa	22,722	25,167	25,652	26,156
	Chari	4781	5,296	5,398	5,504
	Cherab	15,560	17,235	17,567	17,911
	Ngare Mara	5,520	6,114	6,232	6,354
	Burat	18,774	20,795	21,195	21,611
	Oldonyiro	15,388	17,044	17,372	17,714
Isiolo North	**Sub Total**	**100,176**	**110,957**	**113,095**	**115,315**
	Garbatulla	16,401	18,166	18,516	18,880
	Kinna	14,618	16,191	16,503	16,827
	Sericho	12,099	13,401	13,659	13,927
Isiolo South	**Sub Total**	**43,118**	**47,759**	**48,678**	**49,634**
	Grand Total	**143,294**	**158,716**	**161,773**	**164,949**

Source: Kenya National Bureau of Statistics 2009

Bulla pesa ward has the highest population while chali has the lowest population.

Table 5: Population Projections by cohorts

	2018 Projection			2020 Projection			2022 Projection		
Age	**Male**	**Female**	**Total**	**Male**	**Female**	**Total**	**Male**	**Female**	**Total**
0-4	13,488	12,173	25,662	13,797	12,360	26,157	14,109	12,562	26,671
5-9	12,136	11,254	23,389	12,413	11,426	23,839	12,693	11,613	24,307
9-14	11,075	10,066	21,140	11,328	10,220	21,548	11,584	10,387	21,971
15-19	9,074	8,425	17,500	9,282	8,554	17,836	9,492	8,694	18,186
20-24	7,692	7,643	15,335	7,868	7,760	15,628	8,046	7,887	15,933
25-29	6,377	6,146	12,523	6,523	6,240	12,763	6,670	6,342	13,013
30-34	4,835	4,293	9,128	4,945	4,359	9,304	5,057	4,430	9,487
35-39	3,823	3,483	7,305	3,910	3,536	7,446	3,998	3,594	7,592
40-44	3,165	2,786	5,951	3,237	2,829	6,066	3,310	2,875	6,185
45-49	2,798	2,372	5,170	2,862	2,408	5,270	2,927	2,447	5,374
50-54	2,518	1,998	4,517	2,576	2,029	4,605	2,634	2,062	4,696
55-59	1,547	1,133	2,679	1,582	1,150	2,732	1,618	1,169	2,787
60-64	1,384	1,233	2,617	1,416	1,252	2,668	1,448	1,272	2,720
65-69	806	631	1,438	825	641	1,466	844	651	1,495
70-74	878	855	1,733	898	868	1,766	919	882	1,801
75-79	464	378	843	475	384	859	486	390	876
80+	793	994	1,787	811	1,009	1,820	829	1,025	1,855
Total	**82,854**	**75,862**	**158,716**	**84,748**	**77,025**	**161,773**	**86,663**	**78,286**	**164,949**

Source: Kenya National Bureau of Statistics 2009

The population is projected to increase to 161,773 persons comprising 84,748 males and 77,025 females by 2020 and further to 164,949 persons comprising 86,663 males and 78,286 females by 2022. The county has a sex ratio of 100:92. Currently, 72.6 per cent of the population in the county is between 0-24 years. This is an indicator of a young growing population and the county therefore expects greater pressure on resources in future if the trend continues.

1.5. Demographic Features

1.5.1 Population Size and Composition

According to the 2009 Population and Housing Census, Isiolo County recorded a total population of 143.29 thousand. County average Growth rate between 1999 and 2009 was about 3.7% although with the demographic dynamics such as in-migration, increasing adoption of fertility rates, family planning control measures, mortality rates, life expectancy etc, the growth rate is expected to be different.

By the year 2022, the total population is expected to surpass the current KNBS projections of 165 thousand. This is as result of ripple effect of the national projects such as the LAPSSET, the Resort City and the upgrading of Isiolo Airport to an International Airport. The total population of Isiolo County is therefore expected to be about 280 thousand.

The population consists largely of Oromo-speaking Borana and Sakuye and the Turkana, Samburu, Meru, Somali and other immigrant communities from other parts of the country. The planned massive capital investments under development of the LAPSSET corridor including International Airport, Resort City, and oil storage facilities are expected to boost rapid population growth in the county.

Figure1: Isiolo County Total Population Projections

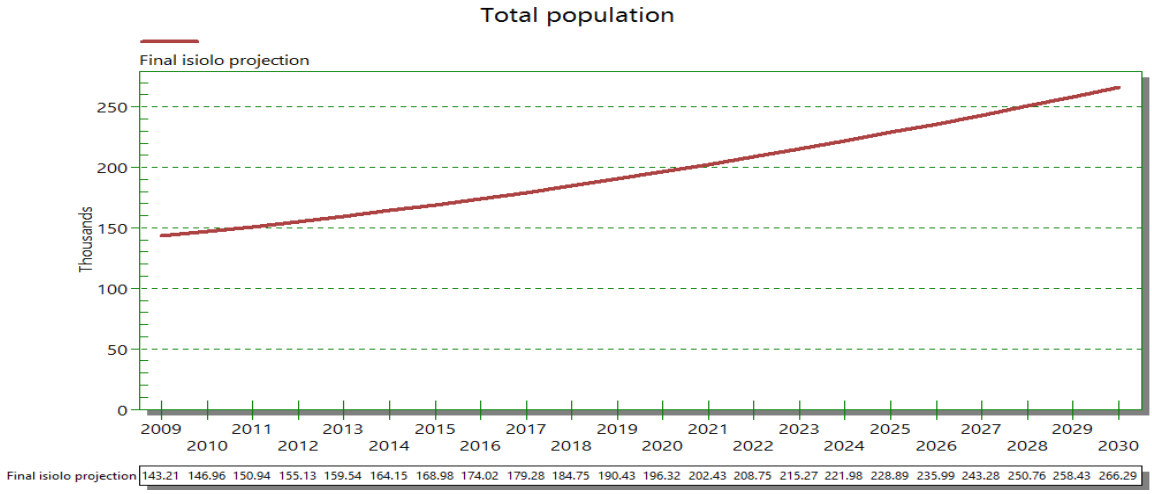

Source: Spectrum 2015 (Projection includes immigrants)

Figure 2: Population Projections by Age Cohort

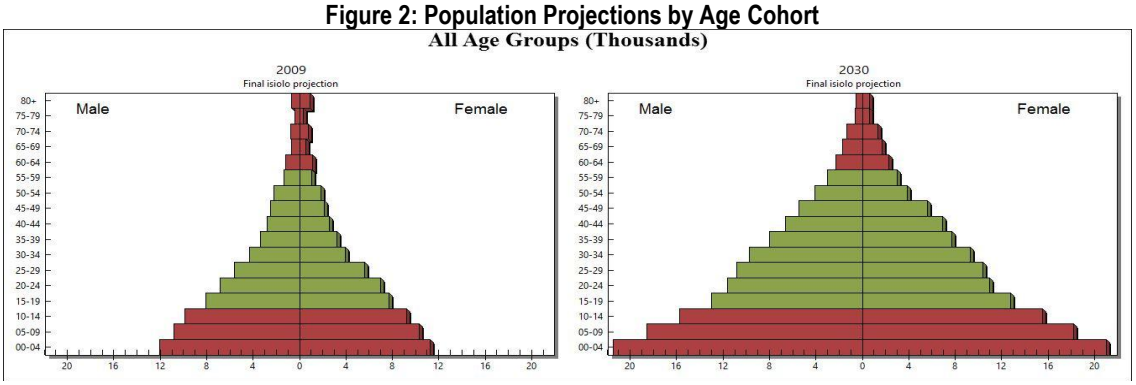

Source: Spectrum, 2015

From the population pyramids, we find that majority of the population is comprised of persons below the age of 20. This can be attributed to factors such as migration due to prospects of LAPPSET and Isiolo County having a resort city. This means that by 2030, the population is expected to be 280,000.

1.5.1.1 Population Projections by Urban Centre

According to the 2009 population census, the county's urban centres had a total population of 58.72 thousand and Isiolo Municipal town had the largest population accounting for over 74 percent of the total urban population. The least populated was Garbatulla urban centre which accounted for only six percent of urban population. The figure below shows that urban population is projected to increase by 86.72 thousand by the year 2017 and 110.14 percent by 2022.

By 2030, urban population is expected to grow to 159.77 thousand. This high population growth is attributed to the resort city, already operational international airport, and implementation of other projects under the LAPSSET transport corridor. This therefore calls for comprehensive long term planning for existing urban centres and upcoming ones.

Figure 3: Total Urban Population

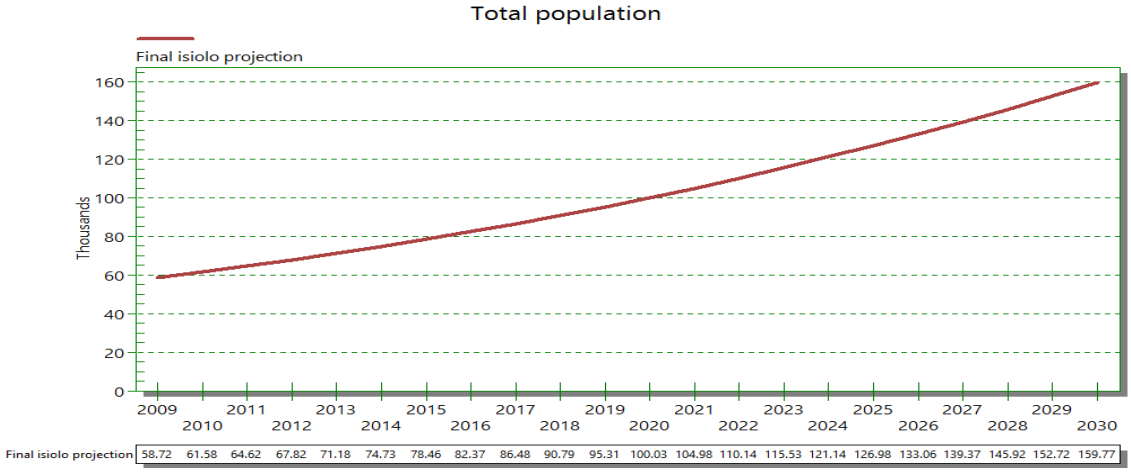

Figure 4: Urban Centres Population Projection by Age

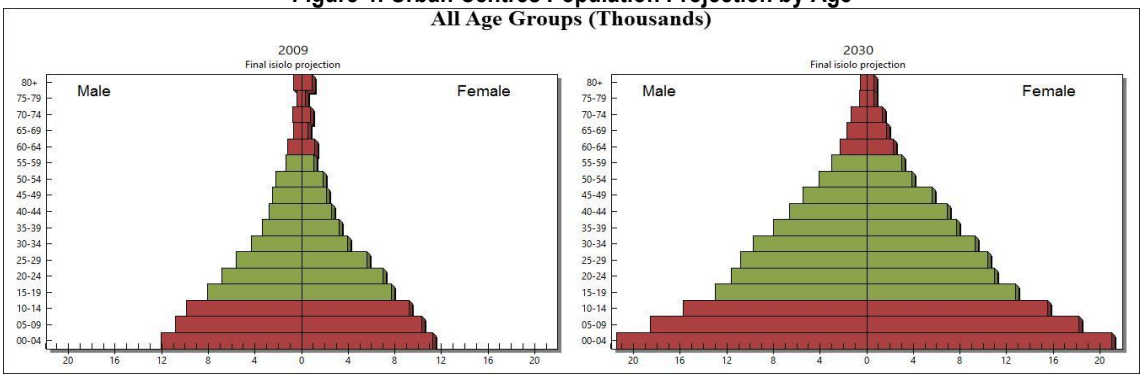

Source: Spectrum, 2017

The pyramid above shows the urban population projection pyramid from 2009 to 2030. The green section shows the working population. This is ideal for Isiolo as it implies adequate workforce.

1.5.2. Population Density and Distribution

The vastness of the county makes population density relatively small. Going by administrative units, Isiolo Sub-County has a total population of 79,835 as per 2009 census report distributed as follows: Wabera ward with a population of 17,431; Bulla Pesa ward 22,722; Burat ward 18,774; Ngare Mara ward 5,520; and Oldonyiro ward 15,388. The 2009 census results also showed that Isiolo Sub-County had a population density of 24 persons per square Kilometre. The sub-county total population is projected to grow to 88,427, 90,130, and 91,900 in the years 2018, 2020, and 2022 respectively. The population density is projected to be at 27 persons per Km^2 in the year 2018 and 28, persons per Km^2 by the year 2020 and 2022.

Merti Sub-County had a total population of 20,341in the 2009 census distributed as follows: Chari wards 4,781 and Cherab ward 15,560. The sub-county had a population density of 2 persons per Km^2.The sub-county total population is projected to grow to 22, 530, 22964, 23415 in the years 2018, 2020, and 2022 respectively. The population density will continue stagnating at two persons per Km^2. by the years 2020 and 2022.

Garbatulla Sub-County had a total population of 43,118 in the 2009 census distributed as follows: Garbatulla ward with a population of 16,401; Kinna ward 14,618; and Sericho ward 12,099. The sub-county had a population density of four persons per Km^2. The sub-county total population is projected to grow to 47,759, 48,678, and 49,634 in the years

2018, 2020, and 2022 respectively. The projected population density is also projected to be at five persons per Km^2 by the year 2020and 2022

Table 5: Population distribution and density by Administrative Sub-county

Sub-county	Population	Density	Population	Density	Population	Density	Population	Density
	2009		2018 Projection		2020 Projection		2022 Projection	
Isiolo	79,835	24	88,427	27	90,130	28	91,900	28
Garbatula	43,118	4	47,759	5	48,678	5	49,634	5
Merti	20,341	2	22,530	2	22,964	2	23,415	2
Total	**143,294**	**6**	**158,716**	**6**	**161,773**	**6**	**164,949**	**6**

Source: Kenya National Bureau of Statistics, 2009

1.5.3 Population Projections for Special Age Groups

Table 6: Population Projections for Special Age Groups

Age Groups	2018 Projection			2020 Projection			2022 Projection		
	Male	**Female**	**Total**	**Male**	**Female**	**Total**	**Male**	**Female**	**Total**
Under 5-Pre-school going age	13,488	12,173	25,662	13,797	12,360	26,157	14,109	12,562	26,671
6-13-Primary school going age	20,995	19,306	40,301	21,198	19,430	40,627	21,403	19,564	40,966
14-17 Secondary school going age	7,660	7,068	14,728	7,835	7,176	15,011	8,012	7,294	15,306
15-35-Youth Population	27,978	26,507	54,485	28,618	26,913	55,531	29,264	27,354	56,619
15-49-Female reproductive age		35,147	35,147		35,686	35,686		33,823	33,823
15-64 Labour force	43,214	39,511	82,725	44,201	40,117	84,318	45,200	40,774	85,974
65+ the Aged population	2,942	2,858	5,800	3,009	2,902	5,911	3,078	2,948	6,027

Source: Kenya National Bureau of Statistics, 2009

Under 5 years: This is the pre-primary age group and below and it comprised of 23,303 children in 2009.The age cohort population projection by 2018 is 25,662 persons, comprising 13,488 boys and 12,173 girls. This translates to 16.34 per cent of the county population. The under 5 total population is projected to increase to 26,157and 26,671 by 2020 and 2022 respectively. The group will require that special efforts be put in place for improving their health. Such efforts include scaling up antenatal care, increasing immunization/vaccination coverage and improving child nutrition. This is also preparatory stage to schooling, which should be given much attention. The high population of this age group calls for development of more Early Childhood Development (ECD) Centres. The age group also forms a base where most immunization are undertaken. Nutritional programmes for this population are also necessary.

Primary School Age (6-13 years): The 2018 projected population of this age group is 40,301 comprising 20,995 males and 19,306 females. This translates to 25.4 per cent of the total population. This population is projected to increase to 40,627 by 2020 and 40,966 by 2022. The increase in primary school-going children calls for the establishment of more educational facilities, provision of learning and teaching materials and increase in the number of education personnel.

Secondary School Age (14 -17 years): The population in this cohort is projected to be 14,728 in 2018, comprising 7,660 males and 7,068 females, representing 9.28 per cent of the county population. This is expected to increase to 15,011 by 2020 and 15,306 by 2022. The increase of this population implies that there will be increased demand for secondary school places and therefore the need to put up more facilities. Efforts should therefore be made to establish tertiary learning institutions such as technical colleges, polytechnics and university colleges to cater for those completing their secondary school education. Employment and income generating opportunities should be explored to take care of school-leavers by making them productive, hence contributing to poverty reduction in the county.

Youth Population (15 – 35 years): This population is projected to increase to 55,054 and 55,531 and 56,619 by 2018, 2020 and 2022 respectively. Being slightly more than a third of the entire county population, the youth can be empowered to influence decision-making in the county. It is therefore necessary to involve them in participatory and development-based activities. This calls for establishment of training and learning centers for the youth, development of youth volunteer schemes, creation of employment avenues, enforcement of youth enterprise programmes and sensitization on family planning.

Reproductive Age (Female 15 - 49 years): The projected population was at 35,147 in 2018 and is projected to increase to 35,686 in 2020 and further to 33,823 in 2022. This increase calls for programmes aimed at improving reproductive health services like maternal and child health care services.

Labour Force (15 - 64 years): This is the economically active group of the county. According to the 2009 census the county had a total labour force of 74,425 comprising of 36,137 females and 38,288 males. The 2018 projected total labour force stands at 82,725 persons, comprising 43,214 males and 39,511females. This number translates to 52.12 per cent of the county population, which is more than half of the entire population. This population is expected to rise to 84,318 by 2020 and 85,974 by 2022. This is the population that the county will depend on to meet its production requirements. However, the bulk of this labour force is either unskilled or semi-skilled and mostly engages in livestock activities hence not well utilized. The county needs to beef up efforts to improve the skills of this labour force, through increased investments in vocational and technical training, developing volunteer and career placement schemes, create an environment conducive to investment, employment creation and provision of business development services.

Aged Population (65+): This group represents the number of aged population in the county. The total aged population was 5,228 by 2009 census and projected to increase to about 5800 by 2018 comprising 2,942 males and 2,858 females. This population is projected to increase to 5911 in 2020 and 6027 in 2022. Special needs for this population which the county should focus on include provision of accessible and affordable health programmes and scaling up of the social protection programs for the aged.

1.5.4. Demographic Dividend

Demographic dividend refers to the temporary opportunity to achieve a sustained faster economic development resulting from a decline in the fertility levels, a huge population of young persons, and strategic investments in health, education, economic, and governance sectors. This means that for a county to achieve a high demographic dividend, the dependency ratio must decline over time while the number of workers increases over the same period. When the increasing number of workers is healthy, educated, skilled, and have adequate income and employment opportunities, then a county has the opportunity to increase its wealth and improve the quality of life for its citizens.

Table 7: Demographic Dividend Potential

Category	2009*	2014	2017	2022	2030
Population Size	143,294	152,027	157,082	164,949	
Population below 15 (%)	44.35	44.22	44.22	44.23	
Population 15-64 (%)	51.94	52.12	52.12	51.12	
Population above 65 (%)	3.71	2.75	3.65	3.65	
Dependency ratio	92.52	90.12	91.85	91.86	
Fertility rate	46.18	46.33	46.33	45.93	

Source: Kenya National Bureau of Statistics, 2009

1.6. Human Development Approach

The human development approach examines broader human development issues and is concerned with both building up human capabilities and with utilizing these capabilities fully. It recognizes that there is no automatic link between economic growth and human development. The link has to be made through deliberate policies at all levels. The Human Development Index (HDI) measures average achievements in three dimensions, namely, life expectancy, educational attainment and standard of living. The overall index is computed as the geometric mean of the three dimensional indices. The Constitution of Kenya 2010 in Article 27 recognizes that measures should be put in place to encourage affirmative action programmes and policies to address past inequalities. Economic and social rights to all are also recognized in Article 43. These include the right to health care services, adequate housing and sanitation, adequate food of acceptable quality, clean and safe water and appropriate social security to vulnerable groups in the society

1.6.1 Human Development Index (HDI)

Table 8: Comparison between Isiolo County and National HDI Values

Indicator	Isiolo County Values			National Values		
	Male	Female	All	Male	Female	All
Life expectancy at birth (Years)	54.3	60.9	57.6	62.8	6581	64.3
Literacy (percent)	52.6	47.1	49.0	85.2	86.6	85.9
School Enrollment rate (percent)	51.8	46.1	49.0	76.5	68.8	74.8
GDP per Capita (USD)	-	-		-	-	1,678

Source: Kenya National Human Development Report, 2015.

Isiolo has an overall GII of 0.45 which is below the National overall GII of 0. 555 as per human development report. This however, masks county disparities that continue showing Isiolo as having high Gender Inequality Indices. In addition, there are certain groups which are more likely to experience poverty. These vulnerable groups include children living in poor households, the disabled and the youth. Improving equity in gender issues and reducing gender disparities will benefit all sectors and thus contribute to sustainable economic growth, poverty reduction and social injustices. Recognizing that HDI in the county has to be improved to reflect improved welfare of the people, the county government has put in place several initiatives especially on health, education and income generation. According to the Gender Inequality Index (GII) the Human Development Index (HDI) 2016 report Kenyan's life expectancy at birth has increased to 62.2 years.

The policies, programmes and projects that will be implemented over the five-year period of this CIDP are geared to achieve improvements in all the three indicators, namely HDI, YDI and GII and in other indicators of development to ensure that all segments of society in the county are enabled and enjoy improved living standards and quality of life.

1.7 Infrastructure Development

1.7.1 Road and Rail Network, Airports and Airstrips

The county has a road network of over 1275.5 km, out of which only about 42 km are bituminised. Gravel and earth surfaced roads account for 22 percent and 75 percent of the total road surface respectively. All the earth surface roads are impassable during the wet season and therefore call for continuous upgrading of these roads to all weather roads standards. The county has an airport and 6 airstrips (Funan, Funan-koricha, and Korbesa in Kinna, Merti, Malkadaka and Garbatulla). Isiolo airport is currently operational for local travels but is envisaged in near future to become fully operational to International airport under Vision 2030.The 1.4km runway has been done, modern passenger terminus to handle over 600,000 passengers annually and modern car parks has already been completed. Another 2.1km runway and security tower will be done in the second and third phases. These will Increase in international tourism arrivals at Isiolo airports thus pastoralists communities in this area can market themselves by showcasing their culture and traditions artifacts

Figure 5: Completed 1.4km Runway in the first Phase of Isiolo International Airport, 2018

LAPSSET corridor project is one of the flagship projects of Kenya's Vision 2030 whose objectives are "To improve access and connectivity between Kenya, Southern Sudan and Ethiopia as well as to stimulate economic activity in the northern and eastern parts of Kenya. The proposed LAPSSET corridor is set to pass through Isiolo and is expected to be one of the driving engines of development in the county. The corridor that includes an oil pipeline, a highway and a railway line will pass through Garba Tulla, Kinna, Ngare Mara, Burat and Oldonyiro wards. Diversification of livelihoods would be paramount since there would be creation of substantial job opportunities directly related to the corridor development. These would decrease the number of youths engaging in cattlerustling in pastoralists areas along the LAPSSET corridor. Pastoralists have mixed feelings regarding the project. While some see it as great and viable opportunities, majority are worried of the long term impacts of the project on their rights, cultures and livelihood.The government should initiate steps in addressing some of their concerns including issues regarding to land tenure and training of communities to prepare them to be part of the implementation process of these mega projects

Map 3: LAPSSET Corridor

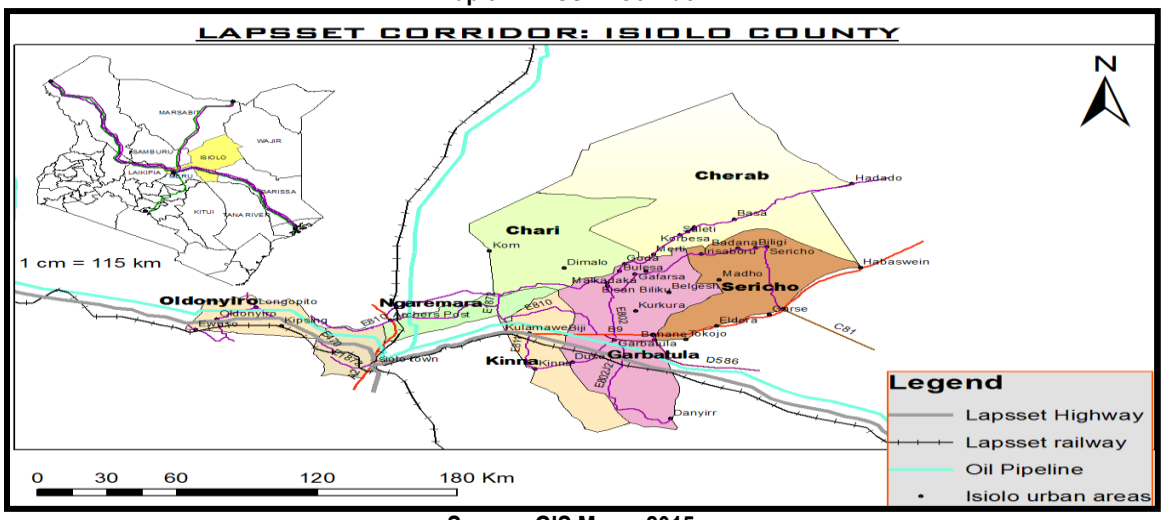

Source: GIS Maps, 2015

Figure 6: Section of paved Isiolo- Moyale Road, 2018

1.7.2 Posts and Telecommunications: Post Offices, Mobile Telephony, Landline

There is only post office in the sub-County, situated in Isiolo town and a sub-post office in Garbatulla urban centre. There are about 164 telephone connections (landlines) in the county. Around eight percent (2,090 $km^{2)}$ of the county have mobile network coverage leaving about 92 percent of the county without mobile phone network coverage. An important development goal is therefore to increase mobile network coverage in the county so that communication could be improved to better support social and economic activities.

1.7.3 Energy Access (Main Sources of Energy, Electricity Coverage)

The county's main source of energy is wood fuel. 85% of the households rely on fire wood as their main source of power, mainly for cooking. This has partly contributed to a decline in tree cover. Of the 31,326 households in the county; about **2,500** households have access to electricity. 85 percent of the trading centres and majority of schools and health facilities are also connected with electricity. 9% of the residents use petroleum products for cooking.

Figure 7: Cooking energy sources in Isiolo County by percentage use

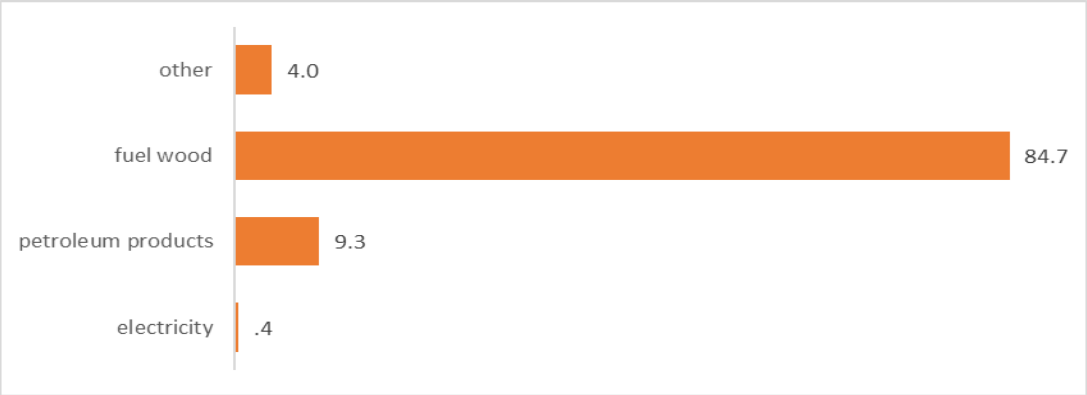

Source: Nairobi university field survey, 2015

In terms of lighting, 29% use electricity, 41.5% use petroleum products, 8.5% use wood fuel while 13.8% use solar for the same purpose. The rest of the population (7.3%) use other means. Efficient and sustainable production/use of charcoal that makes use of invasive species like prosopis should be encouraged as stop gap measure. In the long run the county in collaboration with other development partners should explore the use of green energy (solar and wind) as an alternative to slow downcutting down of indigenous trees.

Figure 8: Lighting energy sources by percentage use

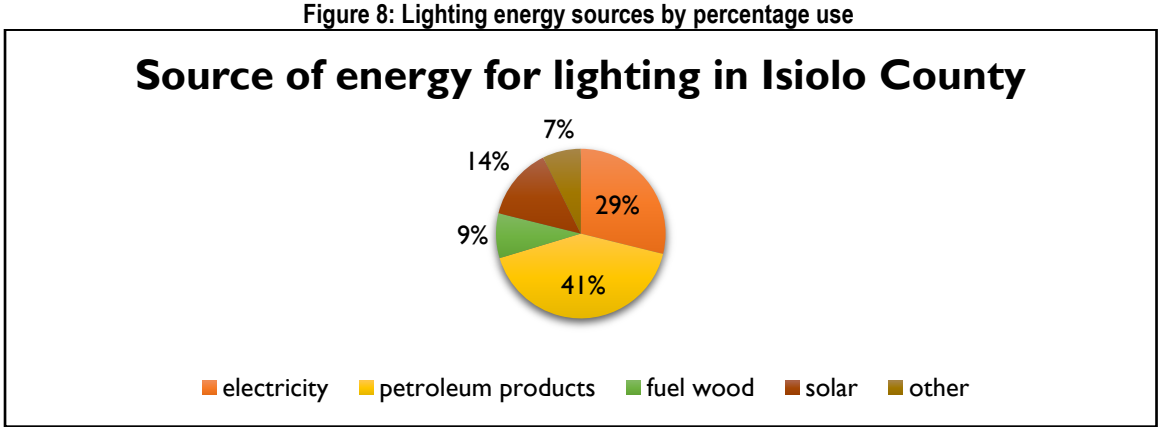

Source: Field Survey, 2015

1.7.4 Housing Types

In the rural areas most of the houses have been constructed using mud, grass and wood walled. These dwellings are called "Manyatta" and are temporary in nature. A total of 9,850 of Manyattas are made of mud and sticks walls while 5,491 are made up of grass and sticks walls as per 2009 census. Permanent housing structures are only found in Isiolo town and other upcoming urban Centres. In total, there are 3,220 stone wall houses and 2090 brick wall houses as permanent housing structures. With devolution the situation has changed in the rural areas with more permanent settlements coming up.

1.8. Land and Land Use

1.8.1. Land ownership categories/ classification

More than 80% of the land is communally owned and is under the trust ship of the county government. Public land constitutes 10 percent of total land and includes land for schools, administration, army barracks, health facilities and game reserves. The remaining less than 10% of the land is under private ownership and was alienated for private investment in housing, industrial and commercial purposes. Over 80 percent of the land cannot support crop farming and is used as grazing land by the pastoralists. In some wards, areas such as Kinna and along Ewaso Ngiro River, agro-pastoralism is practised on small scale.

1.8.2. Mean holding size

Most of the land in the county is owned communally except a few adjudication sections. The livestock land carrying capacity is 25, which implies that only 25 Tropical Livestock Units (TLU) can sustainably be kept under one hectare of land. There is an increased transition to a sedentary livelihood away from pastoral systems. This increased settlement has created pressure on grazing land. There is also an increase in the number of newly created conservancies, which is a significant change in land use

1.8.3. Percentage of land with title deeds

The percentage of land with title deeds is less than 1% while the rest of the land owners have allotment letters. There is need for securing rights over land in order to support livelihoods and the county economy.

1.8.4. Incidence of landlessness

The land is communally owned. The landless are mainly found in Isiolo urban centre where the poor have not been able to purchase or be allocated plots. Due to frequent conflict, communities get displaced but normally return to their land after the situation calms. The conflicts are usually fuelled by competition for grazing land and water sources

1.9. Employment

This section gives the employment situation in the County in terms of number of wage earners, self-employed persons, county's labor force and the unemployment levels.

1.9.1 Wage Earners

This accounts for 14.5 percent of the county's population. Majority of the wage earners are employed in the public sector and hotel industry. Over 85.5 percent of the populace is not engaged in formal employment due to high illiteracy levels among the locals and lack of industries. The main formal employment zone in Isiolo is Isiolo town. The proportion of skilled labour is also low due to lack of technical and vocational training institutions in the county. Therefore, there is need to sensitize the community on the importance of education, promote youth volunteerism as a tool for improving youth employability and enhancing investment in training the youth to enable them compete in the labour market

1.9.2 Self-Employed

The informal sector covers small scale activities that are semi-organized, unregulated and uses low and simple technologies while employing few people per establishment. The ease of entry and exit into the informal sector, coupled with the use of low level of technology at all makes it easy avenue for employment creation especially for the youth. About 60 percent of the county's population is in rural self-employment. 15 percent is in the urban self-employment and are doing retail trade in various commodity sales such as Miraa trade, most of the rural dwellers are engaged in livestock trade.

1.9.3 Labour force by sector

The labour force constituted about 52.12 percent of the county's population. This percentage is projected to rise by end of 2022. In order to take advantage of the of employment opportunities that will come with massive investments of the new status of a resort city, international airport and LAPSSET project, the county needs to invest more on developing the capacity of the people to be skilled and more specialized.

1.9.4 Unemployment Levels

The county experiences high level of unemployment with over 70 percent of the labour force not formally employed. This is due to high illiteracy levels coupled by lack of skills. Training and empowerment are key strategies that the county will focus in the five-year period plan.

1.10. Irrigation infrastructure and schemes

1.10.1. Irrigation potential

The irrigation potential county wide can be put at more than 2000 hectares, however not more than 30% of this is under irrigation. The county's agricultural activities largely depend on irrigation since rain fed agriculture is not sufficient in most areas. Bisan Adhi, Kinna and Waso Nyiro rivers are the main rivers for irrigation. The Ewaso Ngiro irrigation clusters falling on both side of the river had its own challenges. The Malka Daka, Merti and Gafarsa was started with the help of FAO and collapsed due to floods in 1982. Gafarsa scheme was re-constructed in 1984 by French Embassy in 1986 and again collapsed in 1996 as result of floods during El-nino. Merti irrigation done by CEFA in 1998 also collapsed in 2002 due to floods. The major challenge was the river bunks have alluvial deposits which are highly unstable making it a problem for any irrigation infrastructure to be put in place except Kubi Qallo. The Kubi Qallo site if developed can give a permanent solution for EWaso Nyiro irrigation clusters and hence enhance food security in the region.

1.10.2. Irrigation schemes

There are twenty irrigation schemes in the county. These are Iresaboru, Malkadaka, Garfarsa, Kinna, Rhapsu, Guba Dida, Darazani, Korobesa, Mata Arba, Mlanda Nur, Bulesa, Biliqo Marara, Gambella, Kambi Seikh, Kakili, Kilimani-Game Galana, Ntirim, Oldonyiro, Elsa Ntirim, Akideri and Bulesa Dima.

1.11. Crop, Livestock, Fish Production and Value addition

1.11.1. Main crops produced

A large portion of the county is arid and cannot support rain fed crop farming. However, irrigation farming is practiced along Ewaso Ngiro River, Isiolo central and Kinna. The crops produced include maize, sorghum, beans, green grams, nerica rice, cowpeas, dolicos, kales, tomatoes, onions and watermelons. The fruit trees grown include pawpaw,

avocados, citrus, mangoes and guavas. They are usually grown together with crops for subsistence and commercial purposes. They act as wind breaks and improve on soil fertility.

1.11.2. Acreage under food and cash crops

Agriculture is both rain fed and irrigated, the hectares under food crops is small. There are only 1,500 hectares under food crops production. However, the area under food and cash crops is expected to increase by 2,000 hectares once Kilimani –Game Galana, Gafarsa, Malkadaka and Rapsu, irrigations schemes are rehabilitated.

1.11.3. Average farm sizes

The average farm size is one acre. The relatively small average farm sizes is explained by the fact that most of the areas in the county are not suitable for rain-fed agriculture and reserved for grazing

1.11.4. Main storage facilities

There is a National Cereals and Produce Board depot in Isiolo town storage, 2 community stores (1 in Kinna and 1 Gafarsa) and a no of privately owned stores for food storage in the county.

1.11.5. Agricultural extension, training, research and information services

Agriculture extension is carried out by technical staffs that are distributed across the county. There is a farmers training centre located within Isiolo central and it serves the whole county. Trainings and on-farm demonstrations are carried out where farmers learn about crop and livestock production technology.

1.11.6. Main livestock breeds and facilities

The backbone of the county's economy is livestock sub-sector. Over 80 percent of the inhabitants rely on livestock for their livelihoods. Nomadic pastoralism is prominent in the county and defines the lifestyle of most of the county's inhabitants. It has had a negative impact on the environment due to the tendency of overgrazing caused by overstocking. Intensive dairy production is less prominent economic activity in the county but lately gaining importance as a business with increasing urban demand.

The main cattle breeds are Zebu and Boran which are drought resistance breeds and are kept mainly for beef production. Goat breeds include the Galla (main), the small east African, Saanen, toggenberg, the swiss alpine and many crosses of local and exotic breeds. The black head Persian breed is the dominant sheep breed in the county. The major breeds of camels found in the county are the Somali, Turkana and the Rendille/Gabra. Poultry breeds include the local chicken and to a small extent exotic broilers and layers in urban areas. The markets for the county's livestock are mainly in Nairobi and other neighbouring counties. In order to sustain the livestock industry in the county several measures and policy interventions need to be put in place to improve the industry and to mitigate the negative effects of overstocking.

1.11.7.1 Animal Health Situation and Service Delivery

The earlier listed livestock breeds are not only drought but also disease tolerant. However, the commonly found diseases that impact on trade are CCPP, S&G Pox and PPR in small stock, LSD, FMD, and CBPP in cattle. In camels it is Pox and Trypanosomiasis. A number of other diseases are endemic throughout the year. Though a vaccination regime, surveillance and a real-time reporting system exists, a more structured approach is required.

Photo 2: Livestock Market in Belgesh, Isiolo County

1.11.7. Ranching

The county has no ranches. However, a ranch neighbouring Lewa Wildlife Conservancy is used as a fattening area for livestock bought from Isiolo County. Moreover, through five NRT facilitated conservancies (Nakupratt-Gotu, Leparua, Biliqo-Bulesa, Nasulu, and Oldonyiro Community Conservancy) as fattening grounds and migration areas. The NRT through its trading arm, NRT-Trading has been supporting communities in these conservancies by way of commercial livestock off takes.

1.11.8. Apiculture

The county has potential in bee keeping, however this has not been achieved because of challenges like drought, inadequate investment among others. Cooperation with stakeholders to enhance bee keeping in the county as an economic enterprise is required. The county has one micro private honey refinery in isiolo town which is currently operating below capacity because of low honey production. Potential areas include Oldonyiro, Isiolo central, Merti and Kinna.

1.12. Oil and Other Mineral Resources

1.12.1. Mineral and Oil potential

The county is endowed with lots of minerals which has significant economic importance and left untapped and poorly explored. Geological surveys have shown that the county has untapped deposits of mineral such as blue and yellowsapphire, in Duse location, ruby in Raspu and Korbesa locations, limestone and biromix in Merti, and gas in Merti and Alango locations. The county has huge sand potential and the on-going exploitation in the central wards is haphazard and environmentally unsustainable. The county government needs to explore the available environmentally sustainable opportunities in the mining industry to identify and regulate all mineral resources in the county. This should then be linked to market the available small scale extractions going on in different parts of the county for the benefit of the local community and county economy. The community developed the map below which shows few places with mineral resources that can be exploited to create wealth for the county.

Map 4: Minerals map

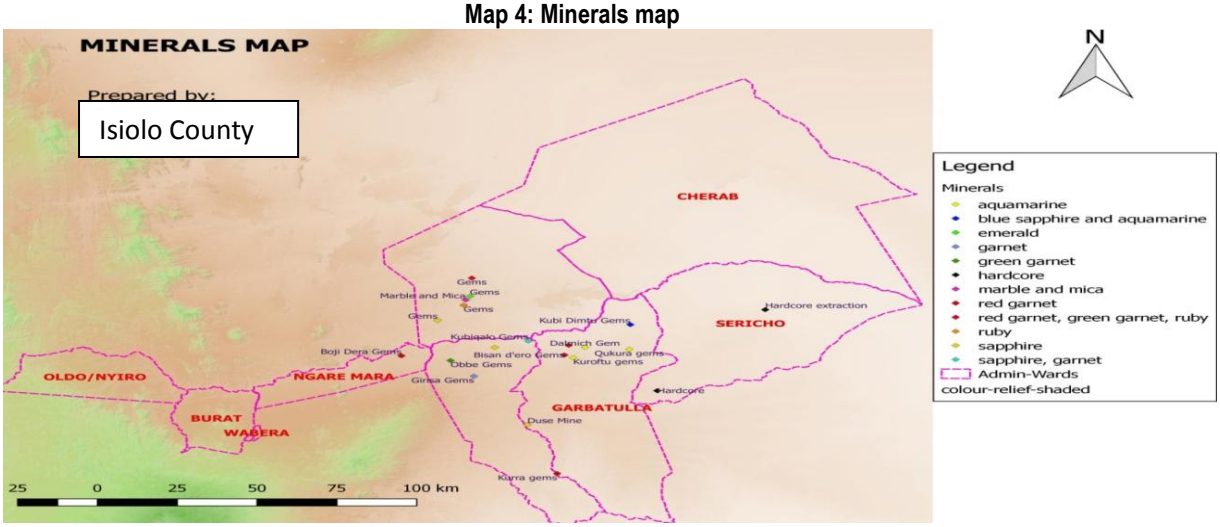

1.12.2. Ongoing mining and extraction activities

There are patches of areas in the county where mining is an alternative livelihood for residents e.g., Duse mines where blue and yellow sapphires are extracted. The government is currently prospecting for petroleum oil in Chari and Cherab wards in Isiolo North Constituency. Sand harvesting is much done in most parts of the county but commercial one is done in Burat, Ngaremara and Kinna.

1.13. Tourism and Wildlife

1.13.1. Main tourist attractions and activities

The county tourist attractions are categorised as: nature and wildlife, culture, heritage and community-based tourism, adventure, agro-tourism, eco-tourism.

Table 9: Tourist Attractions and Activities

Category	Name of Activity	Location	Comments
Nature & Wildlife	Game viewing, bird watching, natural springs,	Shaba, Buffalo Springs, Bisan Adi and 5 community conservancies	Moderately Established
Culture, Heritage and Community Based	Cultural events and festivals, traditional music and dance	County Wide	Minimally Established
Adventure	Visits to wildlife areas, scenic viewing, mountain climbing, film shooting sites	Shaba, Buffalo Springs, Bisanadi. Magado crater, Lorian swamp and Ewaso Ngiro river	Moderately Established
Eco-Tourism	Research, game viewing and cultural tours	County wide	Minimally Established
Sports	Camel sports, local fc, Safaricom Lewa Marathon	Isiolo central	Minimally Established

1.13.2. Major hotels in the County

There are a wide range of hotels and campsites in the county which offer accommodation to tourists. All these major hotels are located in Isiolo north sub county they include: one five star hotel with a bed capacity of 34, two four stars hotels with total bed capacity of 78, three 3 star hotels with total bed capacity of 250, one two star hotel with a bed capacity of 311, three 1 star hotel with total bed capacity 348 and several unclassified hotels and restaurants..

1.13.3. Main wildlife

The main wildlife species found in the county includes: African wild dog (Lycaon pictus), giraffe, elephant, ostrich, monkeys, antelopes, impala, giraffe, leopard, waterbuck, lesser kudu, greater kudu, hippo, grevy zebra, buffalo, lion and over 300 species of birds. There is need to strengthen existing measures to protect and manage this wildlife resources in partnership with the community and other stakeholders

1.13.4. Wildlife conservation areas (game parks, reserves, conservancies, game ranches)

Photo 3: **Isiolo Shaba Wildlife Game Reserves**

The county has three game reserves namely; Shaba, Buffalo Springs, Bisanadi. Samburu and Meru national park also borders the county forming part of the northern tourist circuit. The parks and game reserves in Isiolo County are famously known for their natural beauty and abundance of fauna and flora including species which are endemic.

The county is very rich in terms of diversity of wildlife species. The main ones found in the county includes: African wild dog (Lycaon pictus), giraffe, elephant, ostrich, monkeys, antelopes, impala, giraffe, leopard, waterbuck, lesser kudu, greater kudu, hippo, grevy zebra, buffalo, lion and over 300 species of birds and beisa oryx. These wildlife populations in the County are being decimated by poaching and patralist encroachment to wildlife inhabitant. There are no game ranches in the county. There are five NRT facilitated conservancies (Nakupratt-Gotu, Leparua, Biliqo-Bulesa, Nasulu, and Oldonyiro Community Conservancy) as community conservation models that serve as corridors for wildlife as well as migration areas. The NRT through its trading arm, NRT-Trading has been supporting communities in these conservancies by way of commercial livestock off takes

1.13.5. Total Number of Tourists

The county's main tourist attraction site with credible data is Sarova Shaba Hotel. The following data shows statistics of visitors at the hotel for the last four years.

Year	2014	2015	2016	2017
Kenyan	11,474	10,121	12,525	10,437
Foreigners	8,609	6,390	6,626	10,544
Total	**20,083**	**16,511**	**19,151**	**20,981**

Source: Sarova Shaba Hotel, 2018

In addition, the total revenue in last 4 years from the 3 Game reserves is Kshs. 238M with highest recorded in 2013 (85M).

1.14. Industry and Trade

The county has no manufacturing establishments /industries despite a huge potential in livestock product based industries. Currently, there are only 10 Jua Kali associations and several unorganized artisans whose number needs to be determined. There are upcoming micro and small industries in the county.

1.14.1. Markets

There is only one major town in the county; Isiolo, which serves as the county's administrative headquarter. The other upcoming urban centres are: Garbatulla, Modogashe, Kinna, Merti and Oldonyiro. The main types of markets in Isiolo are five retail and ten livestock markets. The ten major livestock markets in the county are found in Isiolo central, Garbatulla, Belgesh, Eskot, Duse, Kinna, Modogashe, Merti, Kipsing and Oldonyiro. There is a new but growing market for donkeys at Kiwanja in Ngaremara that is exported to other counties. The main livestock trading include cattle, goats, sheep and camels. Buyers come from Nairobi, Meru, and as far as the coastal region of Kenya. The four retail markets in Isiolo include Isiolo, Kinna, Merti, Kipsing and Oldonyiro. The main traded goods in urban centres and local markets are livestock, fruits, vegetables, maize, beans, wheat, and millet and - a cereal mostly cultivated in Meru. Most of the maize and beans fruits and vegetables come from other counties. There is potential for establishing spaces for traditional herbs and medicines, gums and resins, camel milk markets.

1.14.2. Industrial parks (including *Jua Kali* sheds)

There exists an informal Jua kali sector in Isiolo central that includes blacksmiths popularly known as Tum tum, dressmaking, embroidery and artefacts and basketry.The county plans to establish 3 Industrial parks in every sub county that are appropriately structured with the following objectives:

- Facilitate transfer of technology and promote local enterprises.
- Act as a repository for traditional knowledge and skills (documentation).
- Provide other value addition services together with high quality space and services
- Promote business planning and incubation

There are 2 industrial centres one in Isiolo Central and another in Madogashe that have not been operationalized but aimed at developing skills to the locals to engage in trade that can be done at the industrial parks.

1.14.3. Major industries

There are no major industries but with the completion of the Isiolo Export Abattoir we expect that there will be inter linkages in the economy and more industries will emerge. This will include:

- Pet food industries
- Hides and skins and bones (livestock bi-products)
- Commercial feed industry

There is also a huge potential in gums and resins as well as Aloe vera.

1.14.4. Micro, Small and Medium Enterprise (MSME)

There are several MSMEs in the county, with only a few registered under the registrar of companies and others have business names. There are also registered Juakali Associations within the county. Other MSMEs are registered as self-help groups, SACCOs while others belong to merry-go rounds that are not registered

The following is the current data on the number of MSME and SACCOs registered in the County the last 5 years (2013-2017)

Year	2013	2014	2015	2016	2017	**TOTAL**
Registered SACCO's	5	6	5	4	5	**25**
Registered MSME	-	-	-	-	2,520	**2,520**

1.15. The Blue Economy (including Fisheries)

1.15.1. Main fishing activities, types of fish produced, landing sites

There are two main divisions of fisheries production which are practiced in Isiolo county i.e. aquaculture and river line capture fisheries. In aquaculture the commonly cultured fish are tilapia and African catfish. The production system is semi-intensive and mainly for subsistence. For river line capture fisheries, the main activity is along river Ewaso ngiro. The main types of fish caught are, clarias, common carp, lung fish, tilapia, barbus and labeo.

1.16. Forestry, Agro Forestry and Value addition

1.16.1 Main Forest Types and Gazetted Forests

Only Koitim forest has been gazetted. The other ungazzetted dry land forests include; Badha-gudho, Badha-sothowesa, Badha-Bulfayo, Badha-galan waso and Lekuruki. These forests are indigeneous and are key in sustaining the biodiversity hence should be protected e.g. through gazettement.

1.16.2. Main Forest products

The main forest products are poles, wood fuel, honey, dyes and gum.

1.16.3. Agro-forestry

a) Income generating activities including farm forests

This can be done through establishment of tree nurseries and sale of seedlings. Additional income can be generated through fees collected from movement permits of forest products e.g timber, firewood and harvesting and sale of gums resins and Aloe.

b) Protection of water catchment areas

Being an arid county, the county needs to protect the water catchments. This includes; Ewaso Ngiro River, Bisanadi, Gotu, and Kurro springs (Kuro mume, Kuro bisan owo, Kuro barata, Kuro qaqalo Bisan gurach, Burqa among others). County government in collaboration with Water Resources Management Authority (WARMA) Ministry of Environment, Water and Natural Resources, Ewaso Ngiro North Development Authority and the local communities should work together to protect these catchments areas.

c) Control of soil erosion

Soil erosion in Isiolo County is more serious in areas of Oldonyiro. The land reclamation office in Isiolo is coordinating all stakeholders in prevention of soil erosion in the county. This is done through planting of fruit trees using modern methods of water harvesting in the rehabilitated areas. Land reclamation activities include: controlled grazing, settlement systems, water harvesting, building of terraces and gabbions, and pasture reseeding.

d) Improvement of soil fertility

This has been achieved through agro forestry. KFS has been promoting the planting of greveria robusta and the lucina species to improve soil fertility. The lucina species can also be used as animal feed.

e) Provision of wood fuel and Generation of energy for industries

Wood fuel is collected from shrubs and trees on community land mainly for domestic use. Currently there are no industries in the county but with the upgrading of Isiolo town to resort city status; many industrial developments will take place creating huge demand for energy. There is need to invest in renewable energy e.g. solar, wind and biogas to meet the increasing demand.

f) Growing of fruit trees for improved nutrition and markets

The fruit trees grown include pawpaw; avocados and guavas. These are grown in Isiolo central, Kinna and Rapsu areas.

g) Provision of carbon sinks and carbon trading

To achieve this objective, the KFS and stakeholders will promote tree planting in schools, institutions and private farms. Efforts to protect acacia trees species from being cut for production of charcoal are on-going and will be intensified.

h) Beautification activities in towns, highways, schools, homes and other public places

Kenya Forest Service (KFS) in collaboration with National Environment Management Authority (NEMA), and Financial Institutions such as the Kenya Commercial Bank (KCB) has in the past planted trees in Isiolo town (along the high way), at Isiolo Baraza park and in some selected schools. The Kazi kwa Vijana (KKV) initiative has also assisted in increasing tree cover in the county. Under the economic stimulus program (ESP) programme, trees were planted in 40 primary schools in the county. The tree planting programmes and projects will be prioritized in implementing this CIDP.

i) Animal feeds production ventures

This has been achieved through the production of lucina species. There are efforts to research on prosopis julifora species which has proven to be a form of animal feeds. Modern animal feed manufacturing plants and methods will also be implemented under this CIDP.

j) Growing and processing plants for medicinal purposes

KFS in collaboration with other stakeholders are looking for ways of coming up with medicinal farms in the county before the end of 2015. Some of the trees with high medicinal value include: Neem (Muharobaini), Muringa steNopetala, Terminalia brownii, and mkwaju.

1.16.4. Value Chain Development of Forestry Products

Currently gums and raisins are being exploited at a small scale. There are visions of exploiting prosopsis julifora (Mathenge) for fencing post, charcoal fuel and animal feeds.

1.17. Financial services

1.17.1. Number of banks, Micro finance institutions, mobile money agents and SACCOs with FOSAs

There are nine Commercial Banks, five Deposit taking Micro Finance Institutions, Mobile banking agents and thirty five SACCOs. The Commercial Banks are: Kenya Commercial Bank, Equity, Sidian Bank, National Bank, Cooperative Bank, Post Bank, Barclays, First Community Bank, Family Bank and Consolidated Bank. The micro finance institutions are: Faulu Kenya and Kenya Women Finance Trust. Mobile banking includes MPESA agents as well as agents from banks such as Equity, Cooperative, Isiolo Teachers SACCO, Solution SACCO and Transnational Sacco operate in the county. Dahabshil (an international money transfer company) is also available. There is access to major Insurance companies in the Country.

Table 10: Financial Institutions, 2018

Financial Institutions, 2018				
				Number
Sub-County	**Banks**	**Insurance Companies**	**Micro Finance**	**Forex Bureaus**
Isiolo	9	10	5	4
Garbatulla	0	0	0	0
Merti	0		0	
Total	9	10	5	4

Source: Kenya National Bureau of Statistics, 2017

1.17.2. Distribution /Coverage of Financial Services By Sub-County

Isiolo Sub County hosts all the banks, as well as insurance companies and FOSAs at Isiolo Town.Merti and Garbatulla sub counties are serviced by Mpesa and banking agents with no deposit taking FOSAs. There is need to create an enabling environment for the service providers like the FOSAs and SACCOs in the areas not serviced by the mainstream banking institutions.

Over 70 percent of households do not have access to formal financial services. Isiolo South Constituency residents rely on financial banking services in Maua town in Meru County. There are bank agents and Mpesa agents in the centres.

1.18. Environment and Climate Change

1.18.1. Major degraded areas / hotspots and major contributions to environmental degradation

The county is hot and dry in most months of the year hence the vegetation cover is very low and scattered. Charcoal burning, sand harvesting, overgrazing and overstocking in most parts of the county has been rapidly depleting the vegetation cover leaving land exposed to soil erosion. Much of the soil erosion is also caused by strong winds which lead to massive environmental destruction.

1.18.2. Environmental Threats

Environmental degradation has led to decreased vegetation cover; increase of environment-related diseases such as kalaazar, eyes and respiratory problems. During the windy season, visibility becomes very poor due to huge amount of dust. This has induced increase in both air and water borne diseases in the county.

1.18.3. High Spatial and Temporal Variability of Rainfall

Agricultural and livestock productivity is worsened by limited, unreliable and poorly distributed rainfall pattern. In recent years the rains have become erratic and unpredictable hence making it difficult to plan on farming.

1.18.4. Change in Water Levels or Glacier

Isiolo is one of the most vulnerable counties to climate change in Kenya. Some of the key vulnerabilities emanating from climate change include drought and unpredictable rainfall, floods, and spread of water and vector-borne diseases, loss of forests and wetland ecosystems, land degradation and desertification and scarcity of portable water.

Drought and unpredictable rainfall impact negatively on the economy of the county leading to reduced crop yield, low livestock productivity, high livestock mortality, and loss of income for farmers, famine and malnutrition. These impacts will be exacerbated by unsustainable use of ground water. The county's most arid areas of Merti and Sericho are likely to be affected by famine and malnutrition in the absence of mitigation measures against climate change.

Some areas of the county experience increased precipitation in some seasons as a result of climate change. The county is expected to be adversely affected by flash floods with negative impacts such as sediment pollution, loss of fertility, landslides, erosion, disruption of hydropower systems, and destruction of other physical infrastructure. The Anthropogenic amplifiers of floods are: deforestation, unsustainable land use practices and ill-placed infrastructure.

Loss of forests and wetland ecosystems will lead to loss of biodiversity and ecosystem services. In the absence of mitigation, climate change will lead to reduced crop yields, community migration and loss of livestock productivity.

1.18.5. Climate Change Mitigation Measures and Adaptation Strategies

Some of the adaptation strategies, to mitigate the impact of unpredictable drought are: introduction of drought resistant crop varieties, use of community irrigation, and use of water saving irrigation, and putting more land into production. The other risk due to drought and unpredictable rainfall is loss of income to farmers. There is need for improved

weather forecasting, introduction of better adapted livestock, food processing and preservation techniques as well the establishment of food banks so as to adapt and cope with the effects of climate change.

In order to adapt to effects of floods as a result of climate change, there is need to reconstitute basin slopes, undertake restoration of silted ponds, and initiate afforestation and reforestation programmes. To be able to control landslides and erosion, infrastructure planning is needed. It is also important to come up with integrated land use plans.

Further, adaptation strategies to loss of forests and wetland ecosystems include forest fire management and prevention as well as promoting energy efficiency. Forest conservation and promotion of other construction materials will be prioritized so as to ease pressure on the county's forests.

1.18.6. Solid Waste Management Facilities

The major town centre in the county face challenges of coordinating proper collection of solid waste. There are few disposal sites and refuse collection receptacles. The county government needs to develop legislations on solid waste management. There is only one dumpsite in Isiolo County and it's located in Isiolo town.

1.19. Water and Sanitation

1.19.1 Water resources

Isiolo County has three main rivers namely Ewaso Nyiro, Isiolo, and Bisanadhi which flows through the county. Ewaso Nyiro River originates from the Aberdare ranges and north-western slopes of Mount Kenya and drains into the Lorian Swamp. The Isiolo River originates from Mount Kenya and drains into Ewaso Nyiro River. The Ewaso Nyiro North River is the boundary between Isiolo and Samburu Ccounties and runs for approximately 157 km along the common border, before going inland into the Isiolo County for a further distance of 174 km where it then exits the county and forms the boundary between Wajir and Garissa Counties.

Figure 9 River Ewaso Ngiro during rain season

Bisan Adhi River originates from Nyambene ridges and drains to Tana River. Surface water availability in Isiolo County varies with seasons of the year. The surface water sources include rivers, streams, springs and runoff from the Isiolo sub-catchment of the Middle Ewaso Nyiro catchment. Surface water abstraction points are mainly along rivers and streams of the three sub catchments. The rivers originate either from the springs or the surface runoff during the rainy seasons from various tributaries such as streams. Within the Isiolo-Marania sub-catchment, abstraction points are along Isiolo River, East and West Marania Rivers, Ruguthu River, Kithima River and the Lewa River. In the Ngare Ndare-Ngare Nything sub-catchment, the abstraction points are along Ngare Ndare and Ngare Nything Rivers, and within the Likiundu-Liliaba-Waso Mara sub-catchment, the abstraction points are along the Likiundu River, Waso Mara River, Liliaba River, and Kalibiuri Stream among others. All the rivers from each sub-catchment drain into the Ewaso Nyiro North River which is the main drainage system in the area.

The major aquifers that serve Isiolo County include the Isiolo-Nyambeni-Mount Kenya aquifer that has high ground water potential; Merti aquifer, Garbatulla-Modagashe aquifer that has very low ground water potential and Kachuru-Kulamawe-Boji aquifer which has fairly low ground water recharge in the aquifer due to surface water abstraction upstream. Groundwater quality of alluvial aquifers is generally good, though prone to contamination since they are shallow and unconfined. The basement and volcanic formations have locally poor water quality, with predominantly slightly saline water at greater depths. In Isiolo Central there are volcanic areas around Isiolo town and the western parts of the county that have high groundwater potential and the water supply technologies mainly used are boreholes, shallow wells and springs. The groundwater quality of the Isiolo town shallow and deep aquifers is considered stable with no major deviations in ionic concentrations.

In the basement areas, sand dams, water pans, and rock catchments are the dominant water technologies and most of these technologies cluster around Oldonyiro ward. It is estimated that the daily consumption is about 25 litres per capita, excluding livestock requirements. In Oldonyiro ward, ground water potential is poor and has only 3(three) operational boreholes. Ground water is localized within fractured zone of basement rocks and borehole maximum depth is 150 meters. Kinna ward being on a volcanic formation has fairly good quality ground water potential with boreholes average yields in the range of 3-8 cubic meters per hour with maximum depth of boreholes drilled up to 250

meters. In Garbatulla town water is localized within contact zone between sedimentary rock (Limestone) and basement and the borehole yields range between 15-20 cubic meters per hour and borehole depth of 70meters. The Waso basin alluvial aquifer acts as a source of water for boreholes drilled along the both sides of the river as from Malkadaka to Sericho in Garbatulla Sub County and from Biliku-Marara to Merti centre in Merti Sub County. Boreholes on the Waso basin may go to a maximum depth of 150 meters. The rest of Sericho ward has poor ground water potential and of poor quality. Boreholes in Cherab Ward of Merti Sub County that are drilled along the Merti aquifer have good yields with average yields between 8-10 cubic meters per hour and water quality is good while those drilled off the Merti aquifer have low yields and low quality. The depths in this region range from 250-350 meters. The new hydrogeological/geophysical investigative technology being piloted is likely to change the availability and quality of ground water potential within the county possibly changing the existing narrative.

1.19.2. Water supply schemes

Table 11: Major Water supply schemes in the County

Sub County	Water scheme type	Name of Water Scheme	Sources	Licence status	Management Structure	Approx coverage (Km^2)	Approx domestic Population served
Isiolo	Urban	Isiolo water and Sewerage company (IWASCO)	Isiolo River, two Springs and 17 Boreholes	Gazetted Urban Water service provider	Public Company with Directors and Management team	$25km^2$	60,000
Garbatulla	Rural	Garbatulla town water supply	5no. Boreholes and 2No institutional	Non-gazetted	Community /Water Users Association	$8Km^2$	5,047
Garbatulla	Rural	Sericho water supply	1No. Borehole	Non-gazetted	Community /Water Users Association	12 Km^2	4,500
Garbatulla	Rural	Eresaboru Water supply	Boreholes	Non-gazetted	Community /Water Users Association	$15Km^2$	3,700
Garbatulla	Rural	Kulamawe water supply	Boreholes	Non-gazetted	Community /Water Users Association	6 Km^2	2,500
Garbatulla	Rural	Kinna Water supply	Boreholes	Non-gazetted	Community /Water Users Association	$6Km^2$	6,500
Merti	Rural	Merti Water Supply	Boreholes	Non-gazetted	Community /Water Users Association	$30Km^2$	9,000
Merti	Rural	Dadachabasa water supply	Borehole	Non-gazetted	Community /Water Users Association	$25Km^2$	6,000
Merti	Rural	Bisan Biliqo water supply	Ewaso Nyiro River and Borehole	Non-gazetted	Community /Water Users Association	6 Km^2	3,000
Merti	Rural	Bulesa water supply project	Boreholes	Non-gazetted	Community /Water Users Association	$10Km^2$	5,000

Photo 4: Protected Natural Spring in Gotu

1.19.3. Water sources and access

Figure 10: Sources of Water during the Dry and Wet Seasons

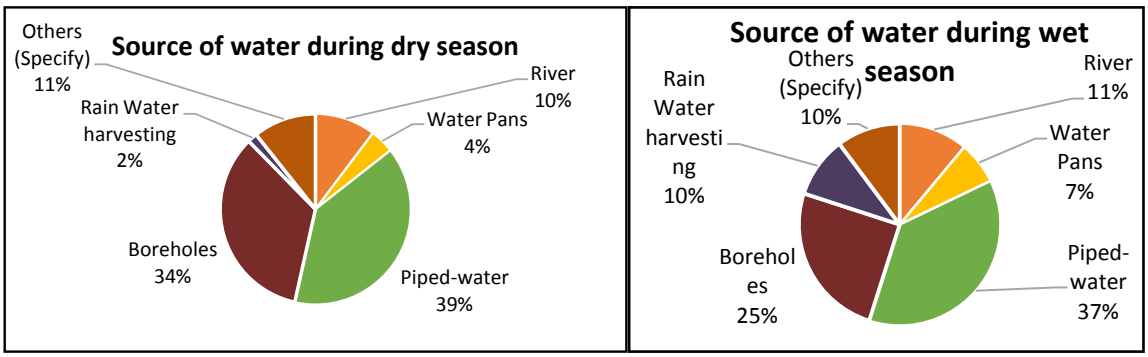

In terms of spatial coverage, about 93 percent of the county area lacks access to safe and clean water within five kilometers reach. Over 175 (73 percent) villages rely on water sources that are unsafe and beyond five kilometers reach. Some villages in Modogashe area are about 25 km from the nearest safe water source. The maximum distance cattle can walk without stressing them is 10 km yet 74 percent of the pastoralists walk over 15 km to the nearest water source for livestock. From the field survey, most people rely on piped water 39% followed by bore hole 34%, river 10%, water pans 4%, Rain water 2% and 11% on any other means of getting water during dry seasons as compared to the wet season where 37% is from piped water, boreholes 25%, river 11%, rain water 10%, water pans 7% and the remaining 10% is sourced from any other source.

Up to 58 % of the water sources are saline hence limiting the availability of potable water, especially for human consumption. Three in every five households (59%) are using drinking water from improved sources but only 12% are treating the water using improved methods, 8% reported not to be treating their water irrespective of the water sources. These disparities are higher in rural settings as compared to urban population with rural coverage estimated at 37% while urban coverage is estimated at 85% (Northern Water Service Board [NWSB], 2013).

1.19.4. Sanitation

Adequate sanitation is crucial for poverty reduction and sustainable developments. Universal access to sanitation yields health, social and economic benefits to communities. In Kenya, access to sanitation is a basic human right but still 16 million people do not have access to adequate sanitation. In Isiolo, 44.2% percent of the population still use open defecation while 22.8%, 19.3 and 13.7% uses improved, shared and unimproved sanitation respectively (MoH and WSP, 2014). Human and animal waste is identified as the major pollutants of water. Open defecation is a challenge that leads to pollution of surface water sources in the rural areas. Therefore, there is need to extensively address sanitation issues of 44.2% of the population while improving the existing sanitation facilities.

1.19.4.1 Storm Water

Poor drainage system in Isiolo town has resulted into disastrous flooding during rainy season in recent times and has devastating impact on health and livelihoods of the population. Storm floods often mix with sewage from overflowing latrines and sewers, causing pollution and a wide range of problems associated with the increased risk of waterborne diseases. In rural areas storm flood are mainly along Ewaso Nyiro River which drains into lorian swamp except for isolated cases of high seasonal flooding that affect pockets of settlements.

1.19.4.2 Sewerage

The provision of sanitation facilities in urban areas of the county is inadequate especially sewer systems. Household domestic sewage is channelled to sewerage treatment ponds. Where sewer system is lacking, on-site sanitation facilities are provided through use of septic tanks and pit latrines. In rural areas pit latrines dominate households and septic tanks serve institutions.

Table 12: Households with Access to Water and Sanitation, 2014 - 2016

Households with Access to Water and Sanitation	Number		
	2014	2015	2016
Registered Households with Piped Water	6,859	7,285	7,435
Active Households with Piped Water	5,651	6,074	6,314
Households with Access to Main Sewer/Septic tank	1,499	1,589	1,652

Source: Isiolo Water and Sewerage Company, Isiolo

1.20. Health Access and Nutrition

1.20.1 Health Access

The County health system is largely affected by competing challenges not meeting the standard number in any of the orientation area as per the health systems building blocks. Specifically, the indigenous cultural practices encourage high birth orders, early marriage, teenage pregnancy, cultural barriers like female-genital mutilation; have contributed to the high maternal and neonatal mortality.Over 68 percent of people in the county live in the rural areas where health facilities are inadequate, sparsely distributed and understaffed. There are two tier 3 health facilities (Isiolo and Garbatulla hospitals), 51 tier 2 health facilities and 36 established Community Health Units (Tier 1). Most of the primary health care facilities lack adequate personnel and health commodities. For example, Garbatulla level two health facility has no doctor. The doctor**:** population ratio for the county is about 1:5000, nurse: population ratio 1:1500. Table 13 and 14 below shows health facilities and their distribution by sub county and health work force.

Table 13:Health Facilities and their Distribution by Sub County

Name	Keph Level	Facility Type	Owner	Sub County	Operation Status
Health Pact	3	Basic primary health care facility	Private – G. Practitioner	Isiolo	Operational
Simba Clinic Isiolo	2	Dispensaries and clinic-out patient	NGO	Isiolo	Operational
County Medicare ltd	3	Basic primary health care facility	Private – G. Practitioner	Isiolo	Operational
Galaxy	4	Primary care hospitals	Private – G. Practitioner	Isiolo	Operational
Eskot Dispensary	2	Dispensaries and clinic-out patient	MOH	Garbatulla	Operational
Duse Dispensary	2	Dispensaries and clinic-out patient	MOH	Garbatulla	Operational
Biliqo Marara Dispensary	2	Dispensaries and clinic-out patient	MOH	Merti	Operational
Daaba Dispensary	2	Dispensaries and clinic-out patient	MOH	Garbatulla	Operational
Kulamawe Nursing Home	3	Basic primary health care facility	Practice - Nurse / Midwifery	Isiolo	Operational
matar-arba	2	Dispensaries and clinic-out patient	MOH	Merti	Operational

Name	Keph Level	Facility Type	Owner	Sub County	Operation Status
Isiolo Medical Centre	2	Dispensaries and clinic-out patient	Private – G. Practitioner	Isiolo	Operational
Iqra Medical Centre	2	Dispensaries and clinic-out patient	Private – G. Practitioner	Isiolo	Operational
Isiolo Central Medical Clinic	2	Dispensaries and clinic-out patient	Practice - Clinical Officer	Isiolo	Operational
Waso AIPCA Dispensary	2	Dispensaries and clinic-out patient	Christian Health ASSN	Isiolo	Operational
Bisan Biliqo Dispensary	2	Dispensaries and clinic-out patient	MOH	Merti	Operational
Oldonyiro Dispensary (Isiolo)	2	Dispensaries and clinic-out patient	MOH	Isiolo	Operational
Basa Dispensary	2	Dispensaries and clinic-out patient	MOH	Merti	Operational
Bulesa Dispensary	2	Dispensaries and clinic-out patient	MOH	Merti	Operational
GK Prison Dispensary (Isiolo)	2	Dispensaries and clinic-out patient	MOH	Isiolo	Operational
Kipsing Dispensary	2	Dispensaries and clinic-out patient	MOH	Isiolo	Operational
Malka Galla Dispensary	2	Dispensaries and clinic-out patient	MOH	Merti	Operational
Apu Dispensary	2	Dispensaries and clinic-out patient	MOH	Isiolo	Operational
Korbesa Dispensary	2	Dispensaries and clinic-out patient	MOH	Merti	Operational
Samburu Complex	2	Dispensaries and clinic-out patient	MOH	Isiolo	Operational
Garbatulla District Hospital	4	Secondary care hospitals	MOH	Garbatulla	Operational
Sericho Health Centre	3	Basic primary health care facility	MOH	Garbatulla	Operational
Kinna Health Centre	3	Basic primary health care facility	MOH	Garbatulla	Operational
Iresaboru Dispensary	2	Dispensaries and clinic-out patient	MOH	Garbatulla	Operational
Kula Mawe Dispensary	2	Dispensaries and clinic-out patient	MOH	Garbatulla	Operational
Modogashe Dispensary	2	Dispensaries and clinic-out patient	MOH	Garbatulla	Operational
Gafarsa Health Centre	3	Basic primary health care facility	MOH	Garbatulla	Operational
Eldera Dispensary	2	Dispensaries and clinic-out patient	MOH	Garbatulla	Operational
Isiolo District Hospital	4	Secondary care hospitals	MOH	Isiolo	Operational
Malka Daka Dispensary	2	Dispensaries and clinic-out patient	MOH	Garbatulla	Operational
Rapsu Dispensary	2	Dispensaries and clinic-out patient	MOH	Garbatulla	Operational
Boji Dispensary	2	Dispensaries and clinic-out patient	MOH	Garbatulla	Operational
Badana Dispensary	2	Dispensaries and clinic-out patient	MOH	Garbatulla	Operational
Muchuro Dispensary	2	Dispensaries and clinic-out patient	MOH	Garbatulla	Operational
Barambate Dispensary	2	Dispensaries and clinic-out patient	MOH	Garbatulla	Operational

Name	Keph Level	Facility Type	Owner	Sub County	Operation Status
Merti Health Centre	3	Basic primary health care facility	MOH	Merti	Operational
Tupendane Dispensary	2	Dispensaries and clinic-out patient	MOH	Isiolo	Operational
Leparua Dispensary	2	Dispensaries and clinic-out patient	MOH	Isiolo	Operational
Narrapu Dispensary	2	Dispensaries and clinic-out patient	MOH	Isiolo	Operational
Pepo La Tumaini Dispensary	2	Dispensaries and clinic-out patient	MOH	Isiolo	Operational
ACK Dispensary (Isiolo)	2	Dispensaries and clinic-out patient	Christian Health ASSN	Isiolo	Operational
Ngaremara Dispensary	2	Dispensaries and clinic-out patient	Christian Health ASSN	Isiolo	Operational
AIC Dispensary (Isiolo)	2	Dispensaries and clinic-out patient	Christian Health ASSN	Isiolo	Operational
CatholicDispensary (Isiolo)	2	Dispensaries and clinic-out patient	KEC-Catholic Secretariat	Isiolo	Operational
Merti Catholic Dispensary	2	Dispensaries and clinic-out patient	KEC-Catholic Secretariat	Merti	Operational
Alfalah Nursing Home	3	Basic primary health care facility	Supreme Council Kenya Muslims	Isiolo	Operational
Kambi Garba Dispensary	2	Dispensaries and clinic-out patient	KEC-Catholic Secretariat	Isiolo	Operational
Kambi Ya Juu Catholic Dispensary (Isiolo)	2	Dispensaries and clinic-out patient	KEC-Catholic Secretariat	Isiolo	Operational

Source: County Health Human Resource Department, 2018

From the data above most of the health facilities are located in Isiolo and Garbatulla sub counties while merti has only three operational facilities and therefore there is need to operationalize already constructed facilities in the county.

Table 14: Health Work Force

No	Staff Cadres	Available Number	Number / 10,000 persons	Available at hospital	Required Numbers	Total Gaps
1	Medical officers	8	0.0008	8	20	12
2	Consultants	4	0.0004	4	10	6
3	Dentists	2	0.0001	1	6	5
4	Dental Technologists	1	0.0001	1	6	5
5	Public Health Officers	25	0.0025	25	30	5
6	Public Health Technicians	18	0.0018	18	25	7
7	Health Promotion Officers	2	0.001	0	3	2
8	Pharmacists	4	0.0004	4	6	2
9	Pharm. Technologist	5	0.0002	3	12	10
10	Lab. Technologist	14	0.0014	14	23	9
11	Lab. Technician	4	0.0004	4	10	6
12	Orthopedic technologists	3	0.0003	3	4	3
13	Nutritionists	2	0.0001	1	30	29
14	Nutrition technologist	5	0.0005	5	25	20
15	Nutrition Technician	0	0	0	105	105
16	Radiographers	3	0.0002	3	3	1
17	Physiotherapists	4	0.0005	5	10	5
18	Occupational Therapists	2	0.0002	2	8	6
19	Plaster Technicians	1	0.0001	1	3	2
20	Health Records &	7	0.0007	7	15	8

No	Staff Cadres	Available Number	Number / 10,000 persons	Available at hospital	Required Numbers	Total Gaps
	Information Officers					
	Health Records & Information Technicians	0	0	0	30	30
21	Medical engineering technologist	1	0.0001	1	5	4
22	Medical engineering technicians	3	0.003	3	6	4
23	Mortuary Attendants	0	0	0	2	2
24	Drivers	10	0.001	10	10	0
25	Accountants	4	0.0004	4	6	2
26	Administrators	3	0.0003	3	4	1
27	Clinical Officers (specialists)	9	0.0009	9	29	20
28	Clinical Officers (general)	11	0.0011	9	21	10
29	Nursing staff (KRCHNs)	117	0.0117	95	250	133
30	Nursing staff (KECHN)	86	0.0101	76	150	49
32	Community Oral Health Officers	1	0	0	3	3
33	Secretarial staff / Clerks	11	0.0011	11	20	9
34	Attendants / Nurse Aids	0	0	0	0	0
35	Cooks	6	0.0006	6	14	8
36	Cleaners	39	0.0039	39	50	11
37	Security					
38	Community Health Extension Workers (CHEWs)	20	0.002		50	30
39	Social workers	2	0.002	2	5	3
40	Community Health Workers	754	0.0754	754		

Source: County Health Human Resource Department, 2018

1.20.2. Morbidity: Five Most Common Diseases in Order of Prevalence

The five most common prevalent diseases in the general population are: Upper Respiratory Tract Infections, Malaria, Pneumonia, Otitis Media and Gastroenteritis in order of prevalence.

1.20.3. Nutritional Status

Levels of acute malnutrition remain a serious public health concern in Isiolo County. One (1) out of 5 children are wasted translating to approximately 9,327 children. Moreover, Standardized Monitoring and Assessment in Relief and Transitions (SMART) survey further revealed that 1 in 10 women (7.1%) are malnourished. Stunting also remains high with 19.1% of children less than five years in Isiolo County being stunted compared to the national average of 26% according to results of Kenya Demographic and Health Survey (KDHS) 2014. Recent Knowledge, Attitude,Beliefs and Practices (KABP) survey conducted in 2017 show that exclusive breastfeeding is high 74.2%, however complementary feeding practices remains suboptimal with minimum acceptable diet at 24% and minimum dietary diversity for women for More than 5 food groups at 27.4%. Nutrition Causal Analysis (NCA) conducted in the county in 2013, showed that some of the causes of malnutrition in the county include but not limited to high child morbidity, inadequate quantity and diversity of age specific foods, in access to safe water attributed to heightened drought situation, poor hygiene.

1.20.4. Immunization coverage

Full immunization refers to children below one year who have received one dose of BCG, three doses each of oral polio vaccine (OPV), pentavalent, pneumococcal vaccine and one dose of measles vaccine. According to the 2017 immunization coverage, 63.5 percent of children have been immunized against various immunizable diseases in the county. Lack of enough health facilities, personnel, inaccessibility of some health facilities due to the poor terrain and

distances explains why it has been possible to hit a target of 100 percent immunization. A summary of immunization coverage is depicted in table 15 below:

Table 15: Immunization Coverage in the County

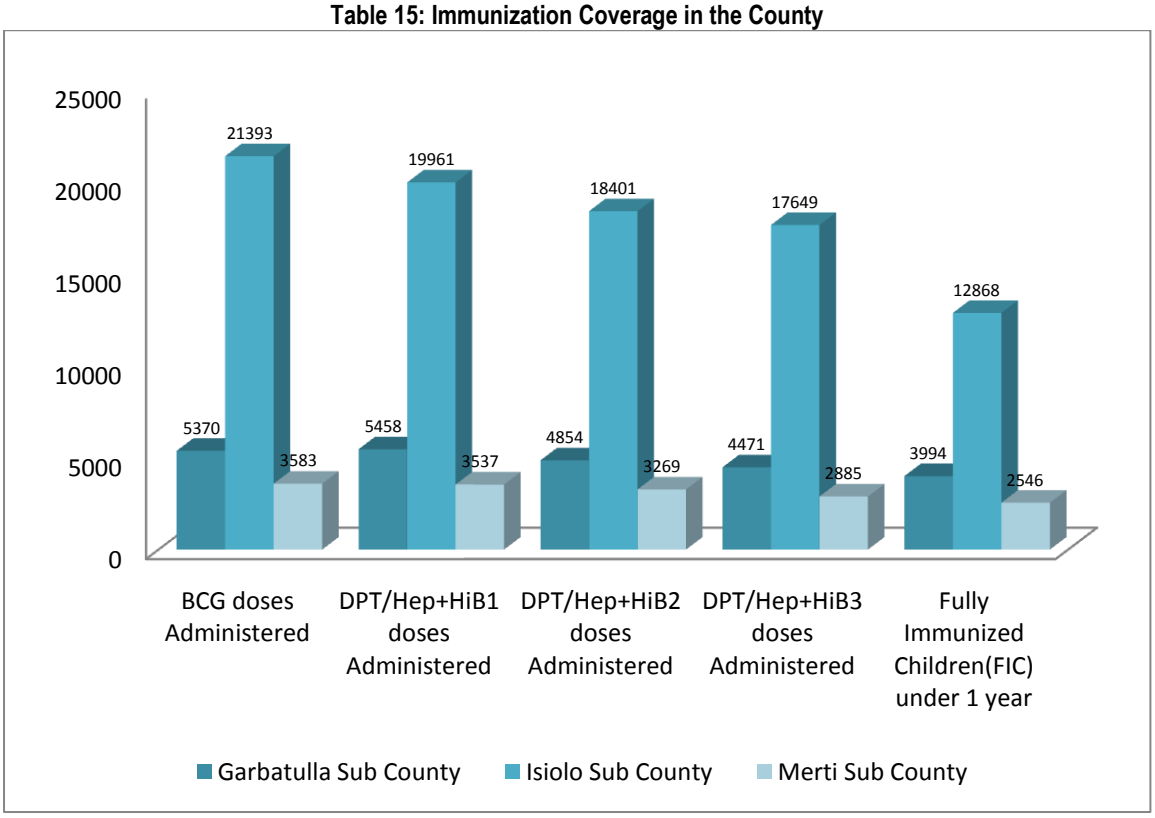

1.20.5. Maternal Health Care

The 2017 skilled deliveries stand at 51% with maternal mortality reported at 560 per 100,000 live births with 30 health facilities providing delivery services in the County. A tabulation of antenatal services for last 5 years is shown below.

Ante-Natal services(2012 to 2017)

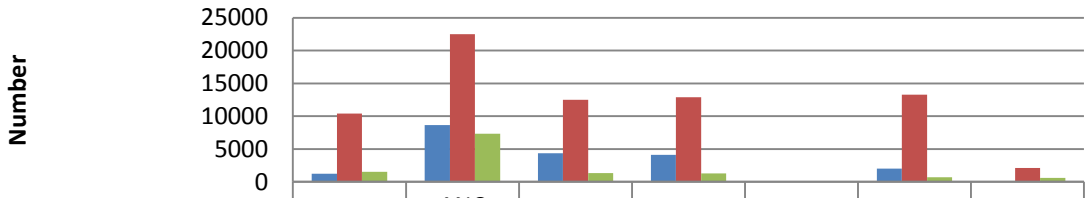

	ANC Breast examinated	ANC Client Supplemented with Combined Iron and Folate	ANC Client given Iron	ANC Client given folate	ANC clients Syphilis +ve	ANC clients tested for syphilis	ANC given exercises
Garbatulla Sub County	1214	8633	4365	4123	70	2023	79
Isiolo Sub County	10382	22483	12512	12871	75	13263	2097
Merti Sub County	1526	7319	1334	1260	13	712	588

1.20.6. Access to family planning services/contraceptive prevalence

The average distance to a health facility is 20 km and due to the fact that there are inadequate health facilities in the county, access to family planning is a big challenge. More than 60 percent of those in the reproductive age group have access to family planning. The contraceptive acceptance rate is 25 percent. The data below indicates the uptake of family planning by sub-county for the last 5 years.

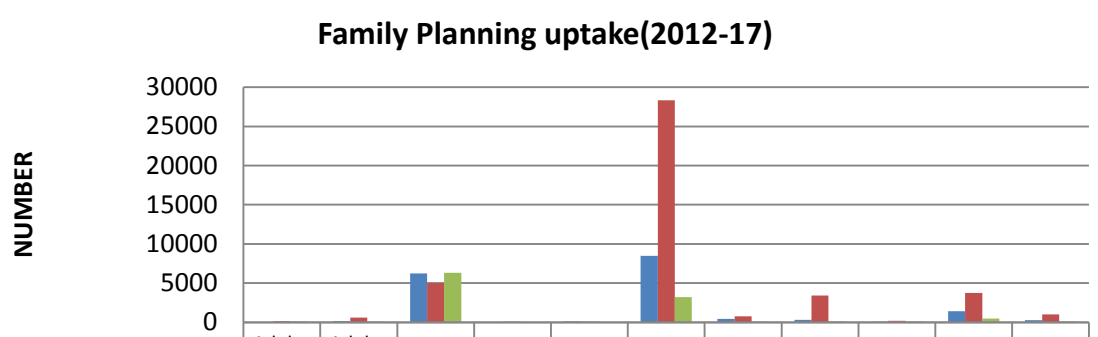

	Adolescent Family planning uptake 10-14 yrs	Adolescent Family planning uptake 15-19 yrs	Client receiving Male condoms	Clients receiving Female Condoms	Emergency contraceptive pill	FP Injections	IUCD insertion	Implants insertion	Natural Family Planning	Pills Combined oral contraceptive	Pills progestin only
Garbatulla Sub County	3	155	6229	32	98	8478	452	327	88	1411	269
Isiolo Sub County	142	586	5028	50	72	28331	764	3432	185	3739	998
Merti Sub County	107	54	6320	6	32	3212	53	98	96	495	129

1.20.7. HIV and AIDS prevalence rates and related services

The medical reports from Isiolo County health department (DHIS, 2017) indicate that HIV prevalence has reduced from 4.9 percent in 2012 to 3.8 in 2017. The major affected areas are Isiolo town, Garbatulla, Ngaremara and Merti. The threat posed by HIV and AIDS is the increase of orphaned and vulnerable children and death of productive population. It also increases demand for health services and health care provision. The Interventions to address the threat should be multi-sectoral. The county and constituency AIDS technical committees must mobilize all stakeholders in the fight against new infections and promote community based care for those infected and affected by AIDS. HIV and AIDs related issues must further be mainstreamed in all the development activities in the county and also need to focus more on health education for prevention of mother to child transmission.

1.21. Education, Skills, Literacy and Infrastructure

Education is very critical for economic development. This section gives information on facilities and enrolment, teacher to pupil/student ratios, transition rates, completion rates and retention rates for both pre-school education, primary education and secondary education.

Literacy is the ability to read for knowledge, write coherently and think critically about the written word. It involves, at all levels, the ability to use and communicate in a diverse range of technologies. Isiolo County still has a high rate of illiteracy with 20% of the population not having gone to school. Less than 10% had reached post-secondary level with majority only having gone to primary school. Drop outs were seen to be one of the major factors for this with reasons such as lack of school fees and early marriage being cited.

1.21.1 Pre- School Education (Early Childhood Development Education)

There are 160 ECDE centres of which 42 are private. 2017 total enrolment is 16,295 with 9,102 being boys and 7,193 girls. The teacher pupil ratio in the ECD centres is 1:87. This ratio is far above the optimal of 1:40 implying that the county is running short of ECD teachers. Dropout rate is nil which means that all the pupils transit to primary schools.

Currently less than five years age group population is estimated at 25,662 and 90 percent of them are supposed to be attending ECD centres but because of drought and indaquate ECDE infrastructures and pastoralism this is not the case. This calls for rapid infrastructure development, increase teaching manpower in ECD centres to accommodate this high number. Others include introduction of school feeding programmes to improve enrolment levels such as reintroduction of mid-morning snack (porridge) and lunch.

1.21.2. Primary Education

The county has 125 primary schools of which 108 are public and 17 are private. There are 33,008 pupils enrolled in primary schools but these figures keep changing cause of drop outs due to effects of culture and climate related issues such as drought. There are a total of 624 primary school teachers and this implies that the teacher/pupil ratio is 1:37. The dropout rate is one percent implying that most pupils are transiting to secondary schools. However, 74 percent of pupils walk/travel for over five km to reach the nearest public primary school. The current projection of primary school going children population is 35,989. This implies that over 37 percent of the children who are supposed to be in primary school are out of school due to pastoralism, early marriages and insecurity. There is therefore urgent need to come up with strategies that will keep children in school.

1.21.3. Non-formal Education

Non-formal education has not been formally rolled out in Isiolo. However, there is great need for the adoption of the same in order to provide education for children who miss out school early in life. These include the children in the streets, children with disabilities and young mothers among others. The objectives of this are:

1) To develop literacy, numeracy, creativity and communication skills
2) To enjoy learning and to develop desire to continue learning
3) Todevelop ability for critical thinking and logical judgment
4) To appreciate and respect the dignity of work
5) To develop desirable social standards, moral/ethical and religious values
6) To develop into self-disciplined, physically fit and healthy persons
7) To develop aesthetic values and capacity to appreciate own and other people's cultures and to develop awareness and appreciation of the environment to this group.

This would prepare them for joining secondary education of enrollment into the vocational training.

1.21.4. Youth polytechnics

There are two operational youth polytechnics in the county namely St. Joseph Polytechnic which is privately owned and Uhuru Youth Polytechnic. With respect to post-secondary education, the county has built one youth polytechnic in Merti Sub-County but still the polytechnic is not operational.

1.21.5. Secondary Education

The county has 25 secondary schools as per 2016 Kenya National Bureau Statistics (KNBS) data, of which 17 are public and 8 are private. Only six are boarding schools and the rest are day schools. The total enrolment for 2016 is 5,397 students (2,988 males and 2,409 females.) Teacher population in secondary schools stands at 236 with a teacher/student ratio of 1:23 an improvement from 2013 when the number of teachers stood at 61 and teacher-student ration of 1:30. However, still a great number of students' have to walk/travel for 5 km and above to reach the nearest secondary school.

1.21.6. Tertiary Education

There are three tertiary institutions in the county. These are Kenya Medical Training College, St. Marys Secretarial College, and Isiolo ECD Training centre. There is one extra mural centre for Nairobi University in Isiolo town offering

diploma courses. More tertiary institutions need to be constructed across the county to tap the growing local demand by the Isiolo youth.

1.21.7. Adult and continuing Education

There are 55 adult literacy classes in the entire county with an enrolment of only 3,073 students in by 2015/2016 out of which 657 were males and were 2,416 are females. This represents an improvement in overall enrolment from 2013/14 where the total enrolment stood at 1595 (342 males and 1253 females). There is therefore a dire need to increase the number of adult literacy classes in the entire county and undertake campaigns to influence enrolment.

Table 16: Number Adult Education centres across the county

Sub County	2014	2015	2016
Isiolo	31	30	30
Garbatula	25	20	17
Merti	16	9	8
Total	**72**	**59**	**55**

Source: Adult Education Department, Isiolo.

1.21.8. Technical, Vocational Education and Training

The county has 2 vocational training centres, namely Uhuru in Isiolo and Merti in Merti Sub-County. The latter is not yet operational. This means fewer youth acquire technical and crafts skills within the county. There is need for the establishment of more vocational training centres in the county but also very important to address the enrolment challenges due to negative perceptions on technical, vocational education and training.

1.22. Sports, Culture and Creative Arts

1.22.1. Museums, Heritage and Cultural sites

The county has many unmapped resources which are mainly heritage and cultural sites. There are no gazetteed sites. Therefore, there is need to develop and promote these sites as a source of revenue and income and the preservation of the county history.

1.22.2. Talent Academies

There are no talent academies in Isiolo County. One need to be developed to tap the young youths with a lot of talents in areas such as football, athletics and music.

1.22.3. Sports facilities

Sports facilities are an important component in sports development. Every sports discipline has an international standard that is achieved using a standard facility. Hence the necessity to ensure that sports facilities are in usable conditions and measure up to the required standards. It is through sports facilities that talents are identified and nurtured besides providing leisure spots. It is therefore imperative that the county should upgrade/build sports facilities in order to enhance a sporting culture.

1.22.4. Libraries /information documentation centre/ citizen Service centre's

There is only one public library in Isiolo town. The library is ill equipped as it lacks necessary learning materials. There is therefore dire to equip the library and open up more libraries in the sub-county levels to reduce distance travelled to access the Isiolo town library.

1.23 Community Organizations/Non-State Actors

1.23.1 Cooperative Societies

There are 65 registered co-operatives societies in Isiolo County an increment of 10 from 2013.Some of these include: saving and credit, marketing and housing cooperatives.

Table 17: Cooperative societies in the county

Type Cooperative	No.

Savings and Credit Cooperative (Saccos)	
Transport	7
Sand Loaders	2
Faith Based	2
National Youth Services	7
Salaried	23
Livestock Marketing SACCOs	
LMS	2
Marketing Cooperatives	
Camel Milk	4
Livestock	8
Farm Produce	7
Housing Cooperative	
Housing	3
Total	65

Source: County Coperatives, 2017

1.23.2.Public Benefits Organizations

There are several NGOs, CBOs, INGOs, FBOs and special interest groups working in the county. Majority of these organizations intervene in the social sector mainly in the informal settlements. These NGOs also contribute considerably towards community empowerment, protection of human rights awareness creation and civic education. Coordination of these organizations is a challenge that needs to be addressed.

Currently there are about 60 active women self-help groups, 345 community based organizations and 280 youth groups registered and operating in the county. Most women groups operate revolving funds (merry go round, table banking). The level of activity of women and youth groups in the county depends on funding from various donors and government funded initiatives.

1.23.3 Development partners e.g. UN Agencies, USAID, World Bank, etc

Some of the UN agencies in the county include UNICEF, WFP, FAO, USAID, World Bank ADB. NGOs operating in the county include: Action Aid, Northern Rangelands Trust (NRT), Mid-P, Refugee Assistance Program (RAP), Action against Hunger (ACF), Kabarole Research Centre (KRCs), African Muslim Agency, Alfalah, Catholic Development Office, Food for the Hungry (FH), Mercy Corps, BOMA, Resilience and Economic Growth in the Arid Lands – Accelerated Growth (REGAL-AG), World Vision, International Institute for Environment and Development (IIED), IUCN, VSF, Ewaso Lions, Livestock Market Systems (LMS), Church World Service Kenya (CWSK), Pastoralist Women for Health and Education (PWHE), Peace Link, RTI, Save the Elephants (STE), International Livestock Research Institute (ILRI), United Nations Development program (UNDP) and Anglican Development Services (ADS).

Table 18: Registered Self Help Groups and Membership by Sex 2014-2016

	2014				2015				2016			
	Number	Membership			Number	Membership			Number	Membership		
Sub county		Male	Female	Total		Male	Female	Total		Male	Female	Total
Isiolo	118	981	1157	2138	88	738	740	1478	122	1105	936	2041
Garbatulla	28	173	211	384	30	215	247	462	47	283	361	644
Merti	7	285	208	493	22	136	143	299	28	160	234	394
Total	**153**	**1,439**	**1,576**	**3,015**	**140**	**1,089**	**1,130**	**2,239**	**197**	**1,548**	**1,531**	**3,079**

Source: Department of Social Services, County Government of Isiolo

1.23.4. Youth Empowerment and Social Inclusion (Youth Empowerment Centres)

There is one partially operational youth empowerment centre situated in Isiolo stadium. The centre is not in fully operational cause of inadequate funding.

1.24. Security, Law and Order

1.24.1 Number of Police Stations and Posts by Sub-County

Table 19: Police Stations and Posts by Sub-County

Sub County	Police Station	AP Post
Isiolo central	Kulamawe	Kulamawe and Kambi Ya Juu
	Isiolo	Nomads, Kambi Odha, Isiolo Head Quarter, Ngaremara Kiwanja Ndege,Kiwanjani,loruko LMD(QRT)
	Oldonyiro,GSU Kipsing	Oldonyiro ,Kipsing
Garbatulla	Sericho	Sericho, Modogashe,Eldera
	Kinna (Newly Created)	Kinna,Rapsu, Kulamawe
	Garbatulla	Barambate,Boji, Garbatulla Headquarters
Merti	Merti	Bulesa, Biliqo, Kom, Merti Headquarters

Source: Isiolo Police, 2017.

1.24.2 Types, Trends and Crime Prone Areas

The main crimes in the county are; burglary, stock theft, robbery, petty theft and armed gangs. The table below shows the main climes in Isiolo.

Table 20: Types of Crimes and Crime Prone Areas

Sub County		Type of Crime	Crime Prone Areas
Isiolo	Urban	burglary , stock theft, robbery, armed gangs, petty theft	Central , Waso, Odha, Tullroba
	Pre-Urban	cattle rustling among communities	Mulango, Elsa/Maili Saba, Ngarendare, Kipsing, Oldonyiro-Lakipia Bourder, Shambani, Loruko, Kiwanjani Kandebeni, Sharp& Elat Kachuru, Ngaremara Nakupat-Samburu Boarder Gotu Garbatulla
Garbatulla		Banditry	Kinna Garbatulla Road,
		Cattle Rustling	Garbatulla –Benane Boarder, Garbatulla –Escort-Mbalambala Area, Modogashe-Eldela-Sericho Wajir Boarder Kinna Meru Boarder
Merti		Cattle Rustling and Banditry	Kom , Merti Wajir Boarder, Merti Samburu Boarder, Merti Marsabit Areas

Major common crimes in Isiolo County are focused around resource based conflict (e.g land-based resources which may be both inter-communal and between pastoralists and other groups/entities using land); Inter-county border conflicts which may be both political and inter-communal; Ethno-political conflict; Inter-personal violence such as gender violence and youth violence.

1.24.3 Types and Number of Courts

There is one main court in Isiolo and mobile ones in Merti and Garbatulla

Type of Court	Location
Magistrate	Isiolo central
Kadhi	Merti , Garbatulla And Isiolo Central

Source: Isiolo law courts

1.24.4. Prisons and Probation Services

There is one prison and one probation department in Isiolo and all are located in Isiolo town. The probation department deals within minor cases and first offenders / petty crimes, advice the courts on community rehabilitation of offenders.

1.24.5 Number of Public Prosecution Offices

There is only one public prosecution office located in Isiolo town.

1.24.6 Number of Prosecutions over the Years

Type	2013/14	2014/15	2015/16	2016/17	2017/18(Half Year)
Civil	73	112	99	55	62
Criminal	552	529	758	701	394

Source: Isiolo law courts

1.24.7 Community Policing Activities

There two community policing activities in Isiolo namely location peace committees and nyumba kumi concept that is hosted with manager and secretary.

1.24.8 Immigration Facilities

There is one immigration office in Isiolo town. The department issues passports and travel documents ascertain of authenticity of travel documents and work permits, patrol boarders, external exit entrance, regulate, and deter influx of aliens and non-Kenyans.

1.25. Social Protection

Children (0-18Yrs person) form a key component of the family / county population. This part of population plays a great role in the development of any nation since it informs the future of the nation. The Isiolo County children population account for 48% of the total population based on 2009 Census. This is a critical mass of the population that must fully participate in deciding their own destiny. As per 2009 Census it is estimated that 16% of the population are children below age 5 year, 22 % account for children from age 6-11years and 10% account for age 12-18years. As at the year 2009, Isiolo County children population stood at 68,781 out of the total population of 143,294.

Children in Isiolo County face many protection concerns including abuse, exploitation, violence and neglect. Child labour, child neglect, violence against children including female genital mutilation (FGM), child marriage and children in street situations are protection concerns affecting children in Isiolo County. Children's right to name and nationality is also curtailed as the birth registration is low in Isiolo County especially for pastoralist children who were not born in health facilities. There is need to decentralize birth registration services to the sub-counties so that children in rural areas can access birth registration services.

Children and their families are significantly affected by recurrent drought as their livelihoods are wiped off. This leaves most of the caregivers with no defined or meaningful source of income. Floods and inter-communities conflicts also impact negatively on children and their familes. Apart from drought other causes of this vulnerability include inadequate human capacity to manage drought, not harvesting rain water, human activities such as cutting down of indigenous trees around water catchment areas, overgrazing, and increase in population, climate change and unreliable rainfall. Generally, there is limited resilience building in the communities, thus affecting the protection of children. There is need to come up with emergency child protection preparedness and response plans and establishment of protection centres for women and children in disaster-prone areas as part of the community-based child protection mechanism.

Recurrent emergencies like drought, floods and conflcits significantly affect the capacity of the caregivers to provide for their children. This hinders the realisation of the children wellbeing in terms of protection, health, education and participation in development. Repeated disasters such as drought, floods and conflicts can have serious impact on the protection and well-being of children. The county government should build community resilience to shocks of repeated disasters through planning and budgeting for needs of vulnerable populations including children.

Another child rights issue for children in Isiolo is children who are out of or children who drop out of school. This is caused by lack of school fees/ school levies, family labour - children act as source of family labour especially during prolonged drought period, Lack of food at home and schools and family migration with livestock to areas without schools and inter-tribal conflicts, radicalisation in schools, high gross indiscipline, peer pressure, child pregnancies, child marriages and female genital mutilation (FGM), This vulnerability affects the attainment of children's right to education and wellbeing where the most vulnerable children never realise their dreams and can not fulfil their potential. This is carried over from one generation to another and hinders county human capital development.

1.25.1 Number of Orphans and Vulnerable Children (OVC)

The vulnerable children groups/categories in the county can be listed as follows; child headed households, children living in extreme poverty, children living with grandparents, orphaned children, children at risk of FGM, child marriage, children living with or affected by disability, child pregnancy, children living with HIV or at risk of infection, children living with HIV positive caregivers, children living with aged/elderly caregivers, children dropping out of schools and single parent's children. The current statistics of vulnerable children per category cannot be established and a survey needs to be conducted to ascertain this in the county.

1.25.2 Cases of Street Children

The number of children in street is steadily increasing in Isiolo town. The current number of street children is estimated to be 375 and is mostly in Isiolo town central and along Airport Road and Kulamawe.

1.25.3 Child care facilities and Institutions by sub-county

The county has a number of organisation/ Institution contributing to children well-being. These include children homes supported by; Faith based institutions and civil society organisation (NGOs). The children organisation works with the government institutions such as children department, court and police to strengthen children protection issues in the county. There is need to establish government owned child protection and rescue centres to support children in need of care and protection including child survivors of violence, girls running away from child beading & FGM & child Marriage, lost children, trafficked children , children in street situations and children who have dropped out of school due to various reasons.

1.25.4 Social Net Programmes in the County

The county has running programs that provide support to most vulnerable children. The social safety /net programmes are being run by national government (cash transfer programme **(**CTP) for OVC, people with disability and the elderly people 70+). Faith based organisation and civil society organisation (NGOs) like Red Cross also do cash transfer **(**CT) programs periodically especially during draught. Other social net programmes in the county are; Youth enterprise fund and Uwezo fund. Asset creations programme funded by World Food Prpgram (WFP), coordinated by National Drought Management Authority (NDMA) and implementated by Action Aid International Kenya (AAIK) is another social safety programme that target 40,000 beneficiaries in 5 wards across the county. The work norms achieved are compensated with food items.

CHAPTER TWO:

LINKAGES WITH VISION 2030 AND OTHER PLANS

2.1 Introduction

This chapter discusses the County Integrated Development Plan (CIDP) linkages with the Kenya Vision 2030 and its Medium Term Plans, Sectoral Plans, Urban and City Plans within the county. It also provides integration of the Sustainable Development Goals (SDGs) into the CIDP.

2.2 Linkage of the CIDP with the Kenya Vision 2030, its Medium Term Plans and Other Plans, Policies and Strategies

2.2.1 CIDP linkages with the Kenya Vision 2030 and its Medium Term Plans 2018-2022

Sessional Paper No 10 of 2012 on Kenya Vision 2030 is the national policy economic blueprint that entrenches Kenya Vision 2030 as the long term development strategy for Kenya. The Kenya Vision 2030 aims to transform Kenya into a modern, globally competitive, middle income country providing a high quality of life to all its citizens. Kenya Vision 2030 is a product of a highly participatory, consultative and inclusive stakeholder's process conducted throughout the country and in all sectors of the economy.

The Vision is anchored on three key pillars: economic; social; and political. The economic pillar aims to achieve an average Gross Domestic Product (GDP) growth rate of 10 percent per annum and sustain the same till 2030 in order to generate more resources to meet its envisaged goals and aspirations.

The key sectors of the Vision's pillar include: tourism, agriculture and livestock, manufacturing, wholesale and retail trade, Business Process Outsourcing (BPO) and financial services. A seventh sector, oil and other mineral resources has been included under the economic pillar in view of the recent discovery of fossils fuels and other mineral deposits in the country.

The Vision's social pillar seeks to build a just and cohesive society with social equity in a clean and secure environment. The main sectors under this pillar include education and training, health, water and irrigation, environment, housing and urbanization, gender, sports, youth and culture. The political pillar aims at realizing a democratic political system founded on issue based politics that respect the rule of law, and protects the fundamental rights and freedoms of every individual in the Kenyan society.

The three pillars are anchored on a number of foundations, which serve as enablers that create an environment that is geared towards the realization of Vision 2030. These include: macroeconomic stability; continuity in governance reforms; enhanced equity and wealth creation opportunities for the poor; infrastructure; energy; science, technology and innovation; land reforms; human resource development; security and public sector reforms. An additional enabler, national values and ethics, has been included following the passing of the Constitution of Kenya 2010.

The Kenya Vision 2030 is being implemented through successive five-year Medium Term Plans. The first and second plan covered the period 2008-2012 and 2013-17 periods respectively. The third Medium Term Plan will cover the period 2018-2022. The Third MTP will endeavour to move the economy towards a high growth trajectory to achieve 10 percent economic growth rate target by the end of the Plan period. It will prioritize policies, programmes and projects which generate broad based inclusive economic growth, as well as faster job creation, reduction of poverty and inequality, take into account climate change impacts, and meeting the 17 Sustainable Development Goals (SDGs) and the goals of African Union Agenda 2063.

The plan will build on gains made so far in key sectors of the economy including completing projects initiated during the second MTP. It will not only target increasing the level of investment but also enhancing the productivity of investment, as well as raising productivity in all sectors of the economy.

The broad key priority areas which will be the focus of the third MTP include: employment creation; development of human resource through expansion and improvement in quality education, health,nutrition and other social services; reducing the dependence of the economy on rain fed agriculture through expansion of irrigation; higher investment in alternative and green sources of energy; improving the economy's competitiveness through increased investment and modernization of infrastructure; increasing the ratio of saving, investment and exports to GDP; implementation of key Kenya Vision 2030 Flagship projects including development of Lamu Port and South Sudan Ethiopia Transport Corridor (LAPSSET) Corridor; improving national security; promoting national values and ethics; and continue implementing the Constitution including devolution.

The Third MTP will thus accord priority to foster investment in upstream, mid-stream, and downstream infrastructure to facilitate development of the country's oil and mineral resources sector. It will also pay special attention to the maritime sector as a new frontier for social and economic growth.

In order to support the above stated objectives and targets in the third MTP and synchronize development at the national and county level, the Isiolo County Integrated Development Plan will embrace the Kenya Vision 2030 and its Medium Term Plans by supporting local level implementation of its flagship projects that may be domiciled in or cut across the counties. The Isiolo County 2018-2022 CIDP accords priority to specific projects and programmes for implementation over the medium term period that are geared towards achievement of the third Medium-Term Plan (MTP 2018-2022) and Kenya Vision 2030. The county government will continue to implement on-going policies and programmes started during the first and second MTP. Through the 2018-2022 CIDP the county will coordinate and fast-track the implementation of Kenya Vision 2030 programmes (flagship projects) within the county such as the LAPSSET Corridor project, Isiolo International Airport and resort city by providing necessary support reforms and foundations supporting the key sectors that will accelerate the implementation of project.

Isiolo appears to be the epic centre of the LAPSSET corridor and in this regard, county increased budgetary resources will be allocated to development of primary and secondary road networks under this plan period that will make maximum utilization of the already established highway. This will ensure that key infrastructure projects initiated during the first and second MTP period such as Isiolo airport are fully completed and the new infrastructure projects planned for implementation during the Third MTP period are adequately funded. All these projects are expected to create forward and backward linkage industries resulting in expanded business in terms of investors, markets for local products, creation of demand for livestock products, tourism and increase of intra and inter county commerce activities thus improving the socio-economic livelihood of the people of Isiolo. Resort city will also enhance tourism not only internationally but also domestic or inter county tourism. The trade sector should consider introduction of a weighbridge as measure to improve revenue and accountability from the LAPSSET super highway.

Map 3: LAPSSET Transport Corridor Development Plan

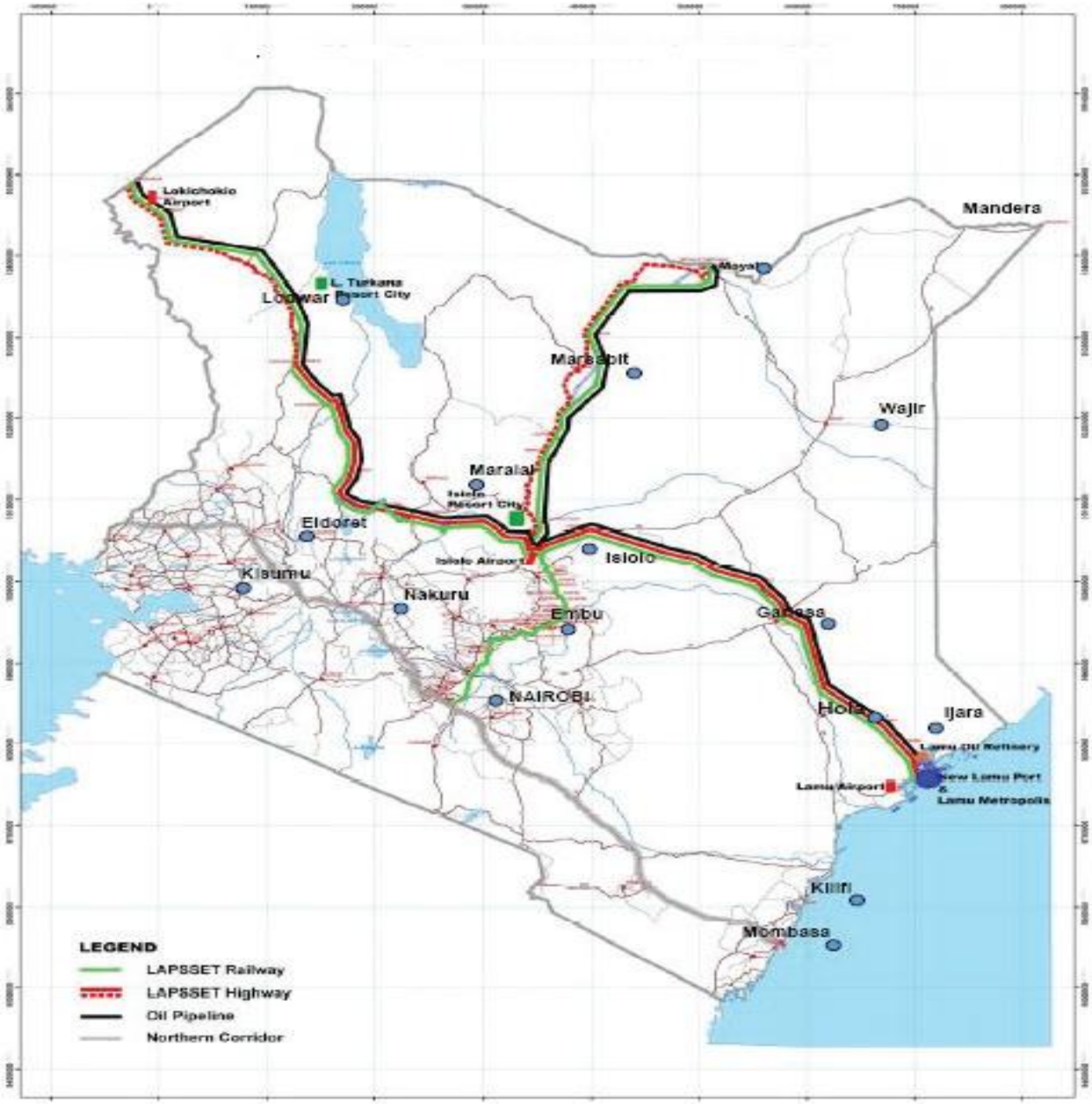

2.2.2 Linkage of the CIDP and the 'Big Four' Plan for Economic Development

"The big four" plan for Kenya, is a print out of what the government plans to achieve for the next five years arising from the development needs of the people of Kenya. The government recognizes the fact that a jobless Kenyan is a desperate Kenyan; a hungry Kenyan is a negative Kenyan; a sick Kenyan is a weak Kenyan; and a homeless Kenyan is a person without hope, simply put, the big four are food security, affordable housing, manufacturing and affordable healthcare for all. The big four are expected to create jobs, which will enable our people to meet the basic needs that will transform their lives to a new status of greater comfort and wellbeing.

Under manufacturing, the government will focus on boosting four manufacturing sub sectors, namely the blue economy, agro processing, leather and textiles. The fishing industry is expected to grow seven fold and a ready market of leather products will be guaranteed from government departments notably the armed forces and other agencies. Further, agricultural produce will be processed locally to obtain more value from our produce, and create more jobs and wealth for Kenyans. The government will also make arrangements with expatriates in manufacturing to ensure Kenyans receive proper training and safeguard protection of intellectual property rights the government targets to ensure that half a million Kenyans will be able to own affordable and decent homes by 2022 by reducing mortgage and construction costs. Universal health care will be realized by policy and administrative reforms in the medical sector. The government will enforce collaboration between National Hospital Insurance Fund (NHIF) and private

medical insurance providers so as to ensure wider coverage. On food security all idle arable land will be put to use where the ministry of agriculture and irrigation will publish terms which commercial farmers can lease agricultural land owned by the government.
The Government of Isiolo County will provide incentives, such as land, for establishment of processing factories for investors. Further, the livestock and agricultural producers will be supported to process their products for value addition. The county animal products will be processed in the abattoir that is near completion. The county has an irrigation potential and that have been fully exploited and thus more funding need to be directed to this venture so as to move away from rain fed agriculture. The trade sub sector should develop an industry for hides and skins to produce related products. This will help in creation of jobs, increase business in and outside the county

2.2.3 Linkage with Sectoral Plans and Township Plans

One of the roles of the county government is to facilitate the development of sectoral and township plans. A county government shall plan for the county and no public funds shall be appropriated outside a planning framework developed by the county executive committee and approved by the county assembly. The county plans shall be the basis for all budgeting and spending in a county and it provides a framework for integrating economic, physical, social, environmental and spatial planning.

The county government designates county departments, cities and urban areas, sub-counties and wards as planning authorities of the county. To promote public participation, non-state actors shall be incorporated in the planning processes by all authorities. County plans shall be binding on all sub-county units for development within a county. The CIDP will require the other sectors to adopt its use and also provide the necessary environment including its adoption in the implementation processes. Through the CIDP, the county development agenda for each sector will be disseminated to the stakeholders. This calls for the county government to make the CIDP fully operational in the implementation of all county development activities. The sector plans will promote the sector priorities by introducing sector programmes and projects that will transform the county through new innovations.

Urban area integrated plans will be aligned with county integrated development plans and strategies. They will outline how urban areas will be developed in alignment with the county government plans. For Isiolo County there will be two town plans namely for Isiolo and Merti. Other small settlements will be classified as urban centres according to the laid criteria. The county government will further ensure that all urban areas have development plans.

The county is expected to prepare ten year sectoral plans which will guide the sector development. The plan envisages sectoral linkages to discourage wastage of the available resources while encouraging efficiency. It identifies various short and medium-term sectoral plans while taking cognizance of the appropriate national policy goals of the Government of Kenya. These plans will be linked with the county spatial plan, township plans and county development plans that provide a framework on which all development programmes and projects will be based.

2.2.4 Linkage with County Spatial Plan

The Isiolo County Integrated Development Plan (CIDP) is meant to link the socio-economic and spatial development of the county to achieve sustainable development of the county. The spatial plans will define the space in which economic and development activities will take place in the county. More precisely they will specify the areas in which the various physical projects slated for implementation under the CIDP will be sited. In this regard the spatial plans will delineate the areas reserved for industrial zones and manufacturing parks, park boundaries, areas reserved for agriculture and irrigation, grazing areas, and areas for housing and recreation among others. The spatial plan therefore links all the county sectoral plans with the CIDP.

2.2.5 Integration of the Sustainable Development Goals (SDGs) Into the CIDP

The post-2015 development agenda is of unprecedented scope and significance since it was accepted by all countries and is applicable to all. The goals and targets are a result of over two years of intensive public consultations and work done by the General Assembly Open Working Group on Sustainable Development Goals and the United Nations. It is envisaged that eventually there would be a world in which every country enjoys sustained, inclusive and sustainable economic growth and decent work for all.' The SDGs are based on all the principles of the Rio Declaration on Environment and Development and become into effect on 1st January, 2016. This agenda has been cascaded in the

Medium Term Plans and County Integrated Development Plans in order to build upon commitments already made and contribute to the acceleration of achievement of the SDGs targets that are directly or indirectly related to the daily work of both the national and county governments.

In line with national and global development agenda, the county has cascaded the post-2015 development agenda and the SDGs in this plan at county and sub-county levels. The county has taken into account the new development agenda and mainstreamed the SDGs in the 2018-2022 CIDP. The SDGs are 17 and have 179 targets. The county will therefore integrate SDGs through development planning process by cascading the implementation of programmes, projects, policies and laws that are geared towards fostering achievement of the SDG goals at the county. This is going to be done by creating an enabling environment that will bring in pool of resources to finance SDGs at the county level and also monitoring and evaluation of key SDGs indicators. The SDGs have been mainstreamed in the second CIDP (2018- 2022) and will continue to be mainstreamed in future plans.

On the implementation of SDGs, the county will seek a universal partnership for sustainable development with the active engagement of government, as well as civil society, the private sector, and the United Nations system. The county government will continue promoting an open engagement with all other stakeholders as well as free flow of information as on the implementation of the SDGs. The county government will hold consultations with key stakeholders including the civil society, academia, special interest and marginalized groups, UN agencies, the private sector, philanthropists, foundations, national government and development partners among others. Below is summary of implementation of SDGs at the county level:

Goal 1: End poverty in all its forms everywhere. The county will play a critical role in Identifying people living in poverty at the county grass root level and target resources and services to help them overcome deprivation and dehumanizing poverty. All these can be done by building the resilience of the poor and those in vulnerable situations and reduce their exposure and vulnerability to climate related extreme events, other economic, social and environmental shocks and disasters. Ensuring all men and women particularly the poor and the venerable have equal rights at economic resources as well as access to basic services. More and well managed conservancies will lead to more jobs, improved livelihood and revenue. Tourism will also promote culture practices which will improve marketing of tourism and improved livelihood of locals. Trade enabling a conducive business environment (e.g. in promoting jua kali sector, youth and women) will lead to creation of employment. Capacity building and awareness will enable diversification; seize new opportunities, innovation and marketing.

Goal 2: End hunger, achieve food security and improved nutrition and promote sustainable agriculture. The county government will support agricultural production and local economic growth by strengthening extension services to farmers and by providing basic infrastructures and markets to promote good exchange in local food chain. These will improve income of small scale food producers, particularly women, indigenous peoples, family farmers and pastoralists. The county will use healthcare system including community strategy and early childhood centers (ECDs) to identify and tackle child malnutrition and ensure access to safe, nutritious and sufficient food to poor people in vulnerable situations including infants targeting on stunting and wasting in children under five years of age and address the nutritional needs of adolescent girls, pregnant and lactating women, and older persons. The county will also ensure fostering sustainable food production systems and implement resilient agricultural practices that increase productivity and production, that help maintain ecosystems, that strengthen capacity for adaptation to climate change, extreme weather, drought, flooding and other disasters, and that progressively improve land and soil quality.

Goal 3: Ensure healthy lives and promote well-being for all at all ages. County government has a huge responsibility of ensuring the local communities have access to good quality health care and live a healthy life. The county will implement programmes geared towards reducing the maternal mortality, end preventable deaths of newborns and under-five children, end the epidemics of AIDS, tuberculosis, malaria, and neglected tropical diseases and combat communicable diseases, ensure universal access to sexual and reproductive health care services, including for family planning, information and education, and the integration of reproductive health into county strategies and programmes.

Goal 4: Ensure inclusive and equitable quality education and promote lifelong learning opportunities for all. County gsovernment will reach out to vulnerable and marginalized individuals and communities and ensure they all have access to education and training that meet their needs

Goal 5: Achieve gender equality and empower all women and girls. The county can act as model for gender equality and the empowerment of women through non-discriminatory service provision to citizens and fair employment practices. These can be done through mainstreaming gender equality across all areas of their work in order to tackle the multiple barriers to women's empowerment and also eliminate all harmful practices, such as child pregnancies, early and forced marriage and female genital mutilation. Affirmative action loaning through organized PWDs, youth and women groups.

Goal 6: Ensure availability and sustainable management of water and sanitation for all.

The county government is ideally placed to support participatory management of water and sanitation to communities. Over the five-year period the county will aim at achieving access to adequate and equitable sanitation and hygiene for all, and end open defecation, paying special attention to the needs of women and girls and those in vulnerable situations not forgetting integration of water resources management at all levels, including through transboundary cooperation as appropriate. At the same time support and strengthen the participation of local communities for improving water and sanitation management

Goal 7: Ensure access to affordable, reliable, sustainable and modern energy for all.

The county government will contribute to energy efficiency directly by investing in energy efficient buildings and green energy sources in public institutions and by introducing sustainability criteria into our procurement practices. This will ensure county citizens have access to green energy, eco-lodge and homestay for tourists.

Goal 8: Promote sustained, inclusive and sustainable economic growth, full and productive employment and decent work for all.

County government can generate growth and employment from the bottom up through local economic development strategies that harness the unique resources and local opportunities. Devise and implement policies to promote sustainable tourism which will create jobs, promote local culture and products

Goal 9: Build resilient infrastructure, promote inclusive and sustainable industrialization and foster innovation.

County Government will work towards promotion of small-scale industry and start-ups in their local economic development strategies, taking into account local resources, needs and markets based on the local competitive advantage. The county will develop quality, reliable, sustainable and resilient infrastructure, including regional and trans-border infrastructure, to support economic development and human well being, with a focus on affordable and equitable access for all.

Goal 10: Reduce inequality within and among countries.

The county governments will promote the participation of minority and traditionally under represented groups in public consultation processes, and in standing for elected office. There should also be equity in allocation of development projects. empower and promote the social, economic and political inclusion of all irrespective of age, sex, disability, race, ethnicity, origin, religion or economic or other status, eliminating discriminatory laws, policies and practices and adoption policies especially fiscal, wage, and social protection policies and progressively achieve greater equality. Branding and marketing of tourist products and services.

Goal 11: Make cities and human settlements, safe, resilient and sustainable.

The county will develop strategic urban plans to prevent their growth and improve conditions and provide basic services where slums already exist**.** County governments must regulate land and housing markets to guarantee the right to housing to their poorest residents. Establishment and operationalization of the town boards as provided in the Urban Areas and Cities Act (2011) will go a long way in supporting attainment of this goal by paying special attention to air quality, municipal and other waste management, spatial planning of wildlife corridors, conservation areas and resort city.

Goal 12: Ensure sustainable consumption and production patterns.

County government can support short supply chains, thereby reducing transport and carbon emissions, through land management, infrastructure, urban planning, education and training, and public markets to ensure that people everywhere have the relevant information and awareness for sustainable development and lifestyle in harmony with nature.

Goal 13: Take urgent action to combat climate change and its impacts.

The county government will be on the frontline dealing with the effects of climate. The county will integrate climate change adaptation and mitigation into local planning; increase their resilience to environmental shocks by improving education, awareness raising human and institutional capacity on climate change mitigation, adaptation, impact reduction, and early warning to strengthen resilience and adaptive capacity to climate related hazards and natural disasters. Drought response plans for wildlife and the DRM and emergencies.

Goal 14: Conserve and sustainably use the oceans, seas and marine resources for sustainable development.

The county does not have oceans, seas or marine resources.

Goal 15: Protect, restore and promote sustainable use of terrestrial ecosystems, sustainably manage forests, combat desertification, and halt and reverse land degradation and halt biodiversity loss.

The county government role as service providers (especially of water, sanitation, and solid waste management), coupled with ability to offer incentives to behaviourial change in our communities, will put measures that will protect county natural resources and habitats.

Goal 16: Promote peaceful and inclusive societies for sustainable development, provide access to justice for all and build effective, accountable and inclusive institutions at all levels:

The county will lead the way in experimenting new forms of participatory decision making, such as participatory budgeting and planning. The county will expand these efforts and become even more responsive to community needs while ensuring transparent and accountable processes and making sure no group is excluded. The county will develop effective, accountable and transparent institutions at all levels ensure responsive, inclusive, participatory and representative decision making at all levels ensure public access to information.

Goal 17: Strengthen the means of implementation and revitalize the global partnership for sustainable development.

The county encourages and promotes effective public, public-private, NGOs, and civil society partnerships inorder to be able to realise key projects within its means. This will help in finance mobilization and in building on the experience and resourcing strategies of partnerships. Strengthen domestic resource mobilization, including through international support to improve county capacity for tax and other revenue collection.

2.2.6 Linkage of the CIDP with Agenda 2063

African Union (AU) has committed itself to attainment of the Africa We Want, namely Agenda 2063. Kenya being a member of the AU, seeks to pursue the 7 aspirations which Isiolo County seeks to address in the next 5 years as follows:

Aspiration 1: A prosperous Africa based on inclusive growth and sustainable development
The county promotes entrepreneurship and value addition within the agriculture, livestock and fisheries sector. In addition, the county will promote cooperatives and MSMEs. There will also be developing and diversification of sustainable tourism products.

Aspiration 2: An integrated continent politically united and based on the ideals of Pan Africanism and vision of Africa's Renaissance.
The county will promote cohesion and ensure inclusivity in decision making particularly through ciziten particitipation in formulation, implementation and monitoring & evaluation of county policies.

Aspiration 3: An Africa of good governance, democracy, respect for human rights, justice and the rule of law.
The county is committed to fairness and justice. The leadership will ensure rule of law is upheld and draft appropriate bills that will foster good governance and democracy.

Aspiration 4: A peaceful and secure Africa.
The county has experienced insecurity in the recent past; the leadership is committed to resolving clan and tribal conflicts to foster peaceful co-existence.

Aspiration 5: Africa with a strong cultural identity, common heritage, values and ethics.
The county will preserve the culture heritage and practices that define our values and ethics. Specifically, the minerals and agriculture products will bear the county mark.

Aspiration 6: An Africa whose development is people driven, relying on the potential of the African People, particularly it's Women and Youth and caring for children.
Isiolo county will ensure the 2/3 gender rule is adhered to in government appointments. More so, women, youth and children will have opportunity to participate in political and socio-economic development in the county.

Aspiration 7: Africa as a strong, united, resilient and influential global partner and player.
Isiolo county prouds itself as part of Africa and in all partnership, the county will propagate Africa as a key player in global arena.

CHAPTER THREE

REVIEW OF IMPLEMENTATION OF COUNTY INTEGRATED DEVELOPMENT PLAN 2013-17

3.1 Introduction

Chapter three provides a review of the implementation of County Integrated Development Plan 2013-17. The review is segregated into the analysis of the county revenue streams, county expenditure analysis by subsector, summary of key achievements versus planned targets focusing on outcomes by subsector, challenges in the implementation of the plan and lessons learnt.

3.2.1 Analysis of the County Revenue Streams

The county experienced a cumulative steady revenue growth over the CIDP implementation period 2013-2017. The county total actual cumulative revenue grew by 48.35% between 2013/14 and 2016/17 financial years, from Kshs. 2.38 Billion to Kshs. 3.53 Billion. County own revenue constituted 5.25 % of the actual revenue in the first year of the plan implementation. This however changed as equitable share outstripped county own revenue in 2015/16 and 2016/17 financial years. In the financial year 2016/2017, external share constituted 97.48% of the total revenue of Kshs. 3.531 Billion. External revenue share increased by 52.63% between 2013/14 and 2016/17.This was largely influenced by the considerable external revenue share especially equitable share which had a positive trend throughout the years. On the other hand, county own revenue experienced an uncertain performance over the same period. Despite the huge leap experienced in the first two financial years 2013/14 and 2014/15, the county own revenues later dipped in the financial years 2015/16 and 2016/17 as shown the table below. The county own collection was weaker than projected, reflecting mainly lower-than-expected revenues; this was greatly attributed by continued declining revenue collection from the tourism sector. When comparing county own revenue collection before and after devolution, tourism sub-sector used to generate much higher revenue to the county before devolution compared to the current situation. In addition, there were pressures on other current spending; reflecting to a large extent the need for higher debts-related outlays in response to previous years pending bills. The table and graphs below show the county revenue streams for the financial years 2013-2016.

Table 21: Actual Internal Revenue and External Share for Financial Years 2013/14 - 2016/17

Revenue Source	2013/14 Actual	2014/15 Actual	2015/16 Actual	2016/17 Actual
County Own Revenue Collection	**125.06**	**133.7**	**116.03**	**89.16**
County External Revenue share	**2,255.22**	**2,671.56**	**3,134.15**	**3,442.08**
Total	2,380.28	2,805.26	3,250.18	3,531.24
% of County Own Revenue Collection share	5.25%	4.77%	3.57%	2.52%
% of County External Revenue Share	94.75%	95.23%	96.43%	97.48%

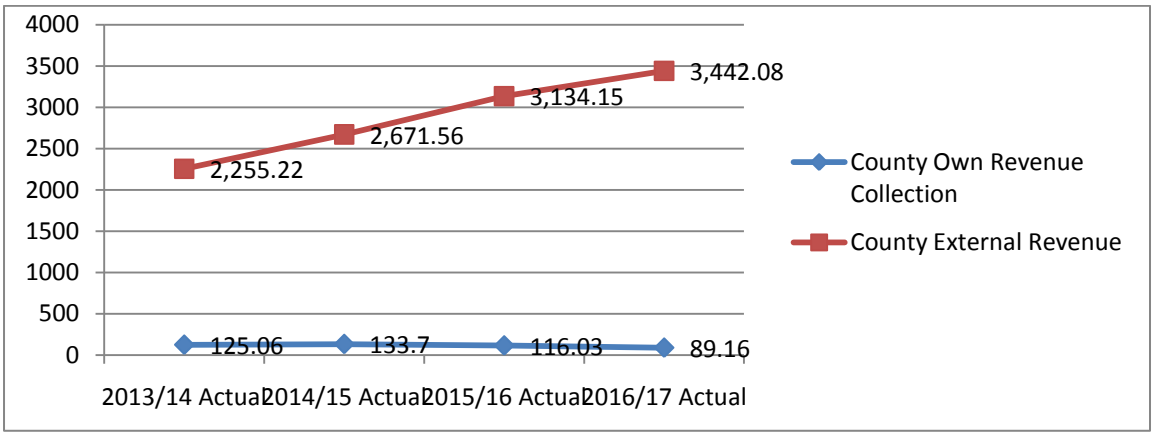

Table 22: Local Revenue Collection from Financial Year 2013/14 to Financial Year 2016/17

Revenue Source	Financial Year 2013/14		Financial Year 2014/15		Financial Year 2015/16		Financial Year 2016/17	
	Target Million	Actual Million	Target Million	Actual Million	Target Million	Actual Million	Target Million	Actual Million
Local Revenue in (Million)	360.00	125.06	452.70	133.28	360.00	116.03	250.00	89.16

Figure 11:Trends of Local Revenue 2013/14 to 2016/17

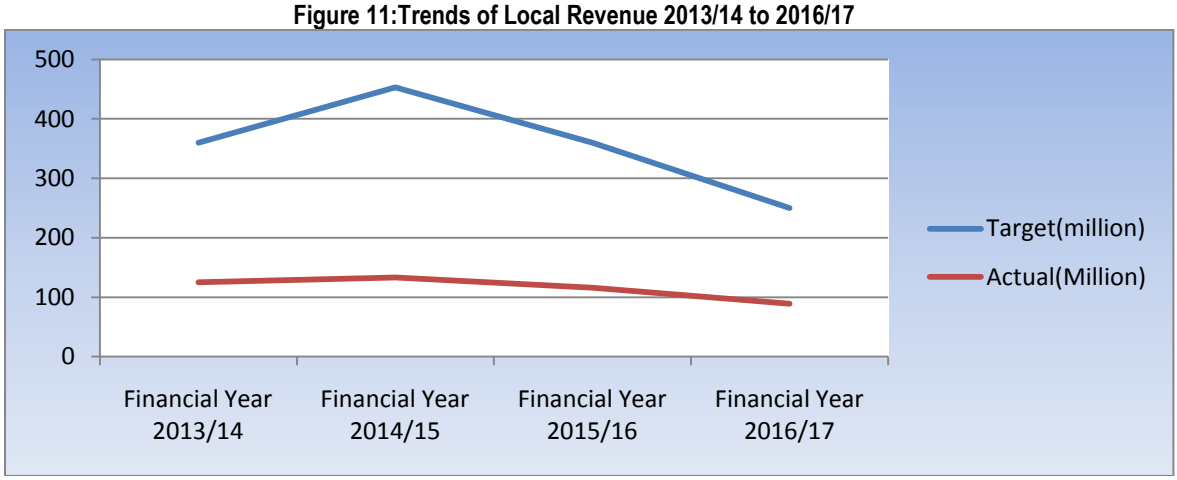

From the above table 22 and figure 10, over the period under consideration, the county own revenue collection shows a near linear relationship between target and actual revenue. During initial years there was a positive growth that later started declining in the later years.

Table 23: Analysis of the Overall County Revenue Streams

	2013/14		2014/15		2015/16		2016/17		Total 2013-2016	
Item Description	**Budget (Mill)**	**Actual (Mill)**	**Budget (Mill)**	**Actual (Mill)**	**Budget (Mill)**	**Actual (Mill)**	**Budget (Mill)**	**Actual (Mill)**	**Budget (Mill)**	**Actual (Mill)**
External Revenue Sources										
National Equitable Share	2,236	2,009	2,667	2,667	3,150	3,057	3,298	3,298	11,352	11,031
Medical equipment	96	-	96		96	-	96		383	-
Road Maintenance Fuel levy	-	-	-	-	39	39	51	51	90	90
Conditional allocation to finance county functions	-	-	86		-	-	-	-	86	-
Free Maternity	-	-	-	-	23	19	22	20	45	39
User fee foregone	-	-	-	-	3	3	4	4	7	7
Conditional grants	-	-	-	-	-	-	-	-	-	-
Danida (Health Sector Support Programme)	-	-	6	6	8	8	4	4	18	18
World Bank(Kenya Health Sector Support Project)	-	-	14	-	9	9	22	22	44	31
A.I.A	-	-	-	-	23	-	-	-	23	-
Balance B/F	-	-	-	-	25	25	-	-	25	25
Total External Revenue	**2,332**	**2,009**	**2,869**	**2,673**	**3,375**	**3,134**	**3,496**	**3,399**	**12,072**	**11,215**
Internal Revenue Sources	**360**	**125**	**453**	**133**	**360**	**116**	**250**	**89**	**1,423**	**464**
Grand county revenue	**2,692**	**2,134**	**3,321**	**2,806**	**3,735**	**3,250**	**3,746**	**3,488**	**13,495**	**11,679**
Internal Revenue Sources Breakdown										
SBP & Promotions Fee	6	5	6	6	7	5	7	4	24	20
Agri. Produce Cess	2	1	2	1	2	1	-	-	5	3
Barter/Market fee	2	0	-	-	-	-	2	1	4	1

	2013/14		2014/15		2015/16		2016/17		Total 2013-2016	
Item Description	**Budget (Mill)**	**Actual (Mill)**	**Budget (Mill)**	**Actual (Mill)**	**Budget (Mill)**	**Actual (Mill)**	**Budget (Mill)**	**Actual (Mill)**	**Budget (Mill)**	**Actual (Mill)**
Entrance										
Livestock Cess	6	4	6	4	6	5	6	-	24	13
Sand Cess	10	6	10	7	10	8	10	6	41	27
Miraa Cess	4	5	5	5	5	3	5	5	19	18
Clearance & Consent 3	1	0	1	0	1	0	1	-	2	1
Tender Doc Sales	2	1	2	1	2	0	2	-	8	2
Water Levies	3	2	3	1	3	1	3	1	12	6
Murram Cess	1	0	0	0	0	0	0	-	1	0
Parking Fee	6	4	6	6	6	6	6	4	24	20
Slaughter Fee	2	1	2	2	2	2	2	-	6	4
Hides & Skin	1	0	0	0	0	0	0	-	2	1
Land Rates & Rents – Current	8	9	30	-	30	-	30	10	98	19
Land Rates & Rents – Arrears	71		40	20	40	14	40	-	191	34
Penalties Rates & Rents	-		0	-	0	-	0	-	1	-
Plot transfer/ Subdivision/ Registration/ Approval/ Application	2	0	1	1	2	5	2	-	7	6
miscellaneous charges	-	-	2	2	-	-	-	2	2	4
Lease Extension	-		-	-	0	-	0	-	0	-
planning and survey	8	0	-	0	9	0	9	-	25	0
Survey Fee	-	-	9	0	-	-	-	-	9	0
Building Approval	1	0	2	0	1	0	1	0	4	0
Stand Premium	2	0	2	1	2	0	2	-	6	2
Market stalls/Kiosks	2	0	1	0	1	0	1	0	4	1
Hospital	14	0	21	16	15	12	15	9	65	37
Liquor Licensing	-		-	2	3	2	3	1	6	5
Fisheries	-		-	-	1	-	1	-	1	-
Public Health	-		-	-	1	-	1	-	2	-
Livestock/Veterinary/Meat Inspection	-		-	0	2	0	2	-	4	1
Imprest	-	-	-	0	-	-	-	-	-	0
Social Hall Hire	-	-	-	0	-	-	-	-	-	0
Impounding Fees	-	0	2	0	1	-	1	-	3	0
Road/Bridges/Site Inspection	-		-	0	1	-	1	-	1	0
Certificate of Transport	-		-	-	-	0	-	-	-	0
Rent/Hire/Tractor Hire	-		-	-	-	0	-	-	-	0
Movement Permit	-		-	-	-	0	-	-	-	0
Insurance	-	0	-	-	-	-	-	-	-	0
Weight and Measures	-		-	-	-	-	1	-	1	-
Town Collection	**150**	**40**	**150**	**76**	**149**	**66**	**150**	**42**	**599**	**225**
Game Tourism Income	210	85	303	57	210	50	100	**47**	823	238
county own Total	**360**	**125**	**453**	**133**	**359**	**116**	**250**	**89**	**1,422**	**464**
Grand Total	**2,692**	**2,134**	**3,321**	**2,806**	**3,735**	**3,250**	**3,746**	**3,488**	**13,494**	**11,679**

The major county key own revenue streams are game tourism Income, hospital services, land rates, parking fees, single business permits, liquor licenses, market entrance/stalls/shop rents, cess from sand and livestock. They were the dominant drivers of the county own revenue revenue, constituting of 94%, 90%, 89% and 94% of the realized county local revenue in Financial Years 2013/14, 2014/15, 2015/16 and 2016/17 respectively. The single largest contributor to local revenue in the period under review was the game tourism revenue. On average, the key own revenue streams accounted for more than 91.98% of the total own revenue in the first four years of CIDP

implementation. The other county own revenue streams were inconsistent as some recorded zero values in some financial years. It is therefore important to put more investment on the key revenue streams so as to strengthen for realization of more revenue. Other revenue streams should also be strengthened by employing strategies, modern technology in revenue connection to minimize leakages.

3.2.2 County Government Expenditure Analysis Budgeted versus Actual by Sector/ subsector 2013-2017

The 2013-2017 CIDP has been the guiding blue print for development in the county over the period under review. Though much has been achieved, most of the proposed programmes/projects were not implemented due to financing challenges which were beyond the control of the county government. The county government spends its money on recurrent expenditure and development projects. Much of the government resources are spent on recurrent needs due to the huge wage bill leaving limited resource for development activities. Over the period under consideration the county managed to achieve the 30 percent spending on development vote. The county budget estimates, actual expenditures and absorption rates are as shown in the table 18 below.

Table 24: County Government Expenditure Analysis: budgeted versus actual by type for FYs 2013-2017

Yearly Exp	EXPENDITURE PERIOD FROM JUL-13 TO JUN-14		EXPENDITURE PERIOD FROM JUL-14 TO JUN-15		EXPENDITURE PERIOD FROM JUL-15 TO JUN-16		EXPENDITURE PERIOD FROM JUL-16 TO JUN-17		TOTAL EXPENDITURE PERIOD FROM JUL-13 -JUN-17	
Exp Type	**Revised Estimate Million**	**Actual Exp Million**	**Revised Estimate Million**	**Actual Exp Million**	**Revised Estimate Million**	**Actual Exp Million**	**Revised Estimate Million**	**Actual Exp Million**	**Revised Estimate Million**	**Actual Exp Million**
Recurrent	1,741	1,526	2,056	1,961	2,279	2,140	2,317	2,154	8,393	7,780
Development	856	580	1,322	1,132	1,456	1,304	1,429	1,200	5,063	4,217
Total	**2,597**	**2,106**	**3,378**	**3,093**	**3,735**	**3,444**	**3,746**	**3,354**	**13,456**	**11,997**
Recurrent (%)	67	72	61	63	61	62	62	64	62	65
Development (%)	33	28	39	37	39	38	38	36	38	35
Total Annual increment (%)			**30**	**47**	**11**	**11**	**0**	**-3**		
Recurrent Absorption Rate (%)	88		95		94		93		93	
Development Absorption Rate (%)	68		86		90		84		83	
Overall Budget Absorption Rate (%)	**81**		**92**		**92**		**90**		**89**	

Source: County Treasury, 2018

Over the period under review, the total revised budget estimates approved by the county assembly for the four years amounted to Kshs. 13,456 Million, of which recurrent and development expenditures stood totalled to Kshs 8,393 Million and Kshs 5,063 Million respectfully. The overall total actual expenditure by end of the period stood at Kshs. 11,997 Million. Broken down as Kshs 7,780 Million and Kshs 4,216 Million for recurrent and development respectfully. The county had an ever increasing approved revised budget estimates from Kshs 2597 Million in the FY 2013/14 to Kshs 3,746 Million in FY 2016/17 through an annual increment in approved revised budget estimates of 30%, 11%, and 0.3% in subsequent financial years 2014/15, 2015/16 and 2016/17, respectively. The similar trends were experienced on actual budget expenditures with slight shift in the FY 2016/17 that showed a negative actual expenditure growth and this was due to high balance brought forward from the financial year 2014/15 that made the revised budget estimates for the financial year 2015/16 show a high actual exp. Over the years, the development

allocation was always above 30% of the revised total budget as required by the PFMA, 2012. The development allocation fell below the 30% mark in the financial year 2013/14 i.e. 28% and this was due to county structural adjustments to its own systems that hampered the rate of implementation of development in the county over, while over the rest of the financial year it remained above 30% mark. This means that the county adhered to the 2012 PFM act requirements.

Utilization of the budget stood at an average of 89% over the period under review, with a highest of 92% in the FY 2015/16 and a lowest of 81% in 2013/14. Absolute figures show a steady rise in budget absorption in the first three years, which drops in the last year. The recurrent budget utilization compared to overall budget averaged at 65% over the four years under review. The highest actual recurrent absorption was 72% in 2013/14, the lowest being 62% in FY 2015/16. The Absorption rate of development budget as percentage of overall actual budget stood at an average of 35% for the four years. The highest absorption of development budget was 38% in 2015/16 and the lowest was 28% in 2013/14.

Development expenditure: The Absorption rate of development budget was predominantly low, at an average of 83% for the four years. The highest absorption of development budget was 90% in 2015/16 and the lowest was 68% in 2013/14. The total amount utilized for development over the four years amounted to Kshs. 4,216.58 Million.

Recurrent expenditure: The rate of utilization of recurrent budget was generally high, averaging 93% over the years under review compared to overall budgets estimate. 95% of this allocation was absorbed in 2014/15 being the highest of all, the lowest being 88% in FY 2013/14. The total amount used for recurrent expenditure over the four years amounted to Kshs. 7,780.46 Million. Recurrent expenditure is composed of two main components, that is, operations & maintenance; and personnel cost. Over the years, compensation to employees has been the major proportion of recurrent expenditure taking an average of about 35%.

Figure 12: Actual and Revised Budget Estimates 2013-2017 ('Million)

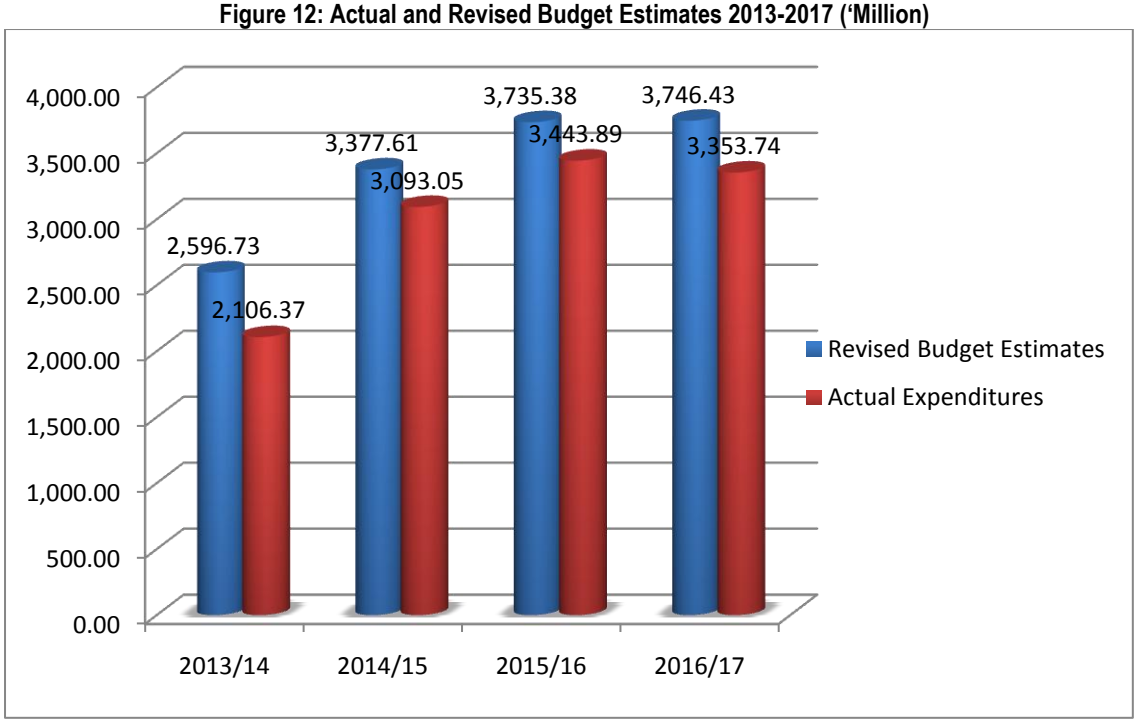

From the above figure, the county budget showed an upward growth from both revised budgets and actual expenditures for FY 2013/14 to 2016/17. But still the actual expenditures were below the revised budget estimates. The differences were due to budget deficits especially on local revenue, budgeting on revenue items lines that the county doesn't realize directly and late release of funds from national government.

County Expenditure Analysis by Sector/ subsector

The health service continued to be the leading sector that received the highest overall allocation over the four years under review, roads, infrastructure and public works and, water, the governor's office, finance and economic planning and county assembly also received considerable allocation over the four years. The combined allocation to these

sectors has persistently been above 60% of the overall budget. Much of the health services, finance allocations are due to the sectors wage bills, operations and maintenance costs. The table below shows annual allocations and actual expenditures over the last four years segregated as recurrent and development. From the table below the absorption rate on recurrent budget was higher than on development expenditures meaning that development was sacrificed due to high expenditures on personal emoluments thereby hampering the rate of implementing development projects in the county as not all budget revenues was realized over the period under review.

Table 25: County Expenditure Analysis by Sector/ subsector budgeted versus actual

Sector /Sub Sector	Expenditure Period From Jul-13 To Jun-14				Expenditure Period From Jul-14 To Jun-15				Expenditure Period From Jul-15 To Jun-16				Expenditure Period From Jul-16 To Jun-17			
	Recurrent		Development		Recurrent		Development		Recurrent		Development		Recurrent		Development	
Sub Head	Rev Est	Act Exp	Rev Est	Act Exp	Rev Est	Act Exp	Rev Est	Act Exp	Rev Est	Act Exp	Rev Est	Act Exp	Rev Est	Act Exp	Rev Est	Act Exp
1.Agriculture, Livestock, Veterinary and Fisheries	**108**	**102**	**41**	**16**	**130**	**120**	**61**	**41**	**159**	**131**	**111**	**112**	**137**	**130**	**124**	**118**
Agriculture	-	-	-	-	58	55	13	12	50	45	19	18	59	54	25	18
Livestock, veterinary and Fisheries	108	102	41	16	72	65	48	29	109	86	92	94	78	76	99	100
2.Water, Energy, Environment And Natural Resources	**60**	**53**	**115**	**43**	**56**	**54**	**201**	**181**	**92**	**88**	**212**	**180**	**92**	**88**	**201**	**185**
Water and Irrigation	60	53	115	43	37	36	201	181	56	56	158	132	59	57	156	139
Energy ,Environment and natural Resource	-	-	-	-	18	18	-	-	35	33	54	48	32	31	46	46
3.Health Services	**301**	**296**	**76**	**44**	**530**	**526**	**104**	**75**	**617**	**591**	**100**	**103**	**692**	**670**	**141**	**109**
4.Land, Urban Development, Infrastructure , Roads and Public Works	**41**	**34**	**262**	**170**	**75**	**70**	**389**	**322**	**75**	**65**	**347**	**339**	**66**	**59**	**245**	**259**
Land and Urban Planning	20	17	-	-	22	22	-	-	35	28	41	39	31	27	31	41
Roads and Public Works	21	17	262	170	5	4	343	283	24	22	282	276	26	24	202	206
Town Adminitration	-	-	-	-	49	44	46	39	16	15	24	24	10	8	12	12
5.Tourism , Trade , Culture and Social Services	**125**	**110**	**104**	**67**	**71**	**64**	**94**	**90**	**82**	**76**	**67**	**78**	**77**	**73**	**61**	**44**
Tourism and Wildlife	108	95	104	67	71	64	94	90	51	49	56	55	52	51	44	27
Trade, Cooperative and Enterprise Development	17	15	-	-	-	-	-	-	31	27	11	23	25	21	17	17
6.Education, Vocational Training , Youth, Sports And Gender	**60**	**58**	**55**	**54**	**100**	**97**	**81**	**74**	**144**	**141**	**78**	**82**	**159**	**151**	**111**	**104**
Education and Vocational Training	60	58	55	54	100	97	81	74	133	133	42	37	150	145	78	72
Youth , Sport, Gender And Social Services	-	-	-	-	-	-	-	-	11	8	36	44	10	7	33	33
7.Finance and Economic Planning	**459**	**426**	**-**	**-**	**348**	**341**	**158**	**158**	**283**	**277**	**265**	**167**	**335**	**314**	**138**	**131**
Cohesion	-	-	-	-	74	67	30	26	19	17	44	56	16	15	-	-
8.Executive	**261**	**238**	**202**	**187**	**332**	**308**	**174**	**165**	**299**	**271**	**128**	**127**	**288**	**273**	**161**	**159**
Governor and deputy office	205	187	202	187	264	246	174	165	232	213	128	127	213	207	161	159
County Public Service Board	56	51	-	-	52	49	-	-	56	50		-	60	53	-	-
County Secretary	-	-	-	-	16	13	-	-	11	9		-	15	13	-	-
9.Administration Public Service Management and ICT	**23**	**19**	**-**	**-**	**24**	**23**	**-**	**-**	**141**	**141**	**7**	**7**	**76**	**40**	**40**	**37**

Sector /Sub Sector	Expenditure Period From Jul-13 To Jun-14				Expenditure Period From Jul-14 To Jun-15				Expenditure Period From Jul-15 To Jun-16				Expenditure Period From Jul-16 To Jun-17			
	Recurrent		Development		Recurrent		Development		Recurrent		Development		Recurrent		Development	
10.County Assembly	303	191		-	315	292	30	-	368	341	98	53	378	341	208	147
Total in Milions	1,741	1,526	856	580	2,056	1,961	1,322	1,132	2,279	2,140	1,456	1,304	2,317	2,154	1,429	1,294

3.2.3. Summary of Key Achievements Versus Planned Targets for 2013-2017

Sector/ Subsector	Development Need	County Interventions	Expected Target Outcome	Key Achievements	Implementing Agency and Partners
Agriculture, Livestock ,Veterinary and Fisheries					
Veterinary	Disease control.	County wide Mass Livestock vaccination	Reduced incidences of livestock trade sensitive diseases	Reduction of disease Quarantine.from Two (2) to Zero (0)	Veterinary services
	Completion of Isiolo abattoir at Burat Ward	Completion of building, mechanical ,electrical and equipping the abattoir	100% completion of the abattoir and Improved market access Livestock.	Completion level of the abattoir improved from 75% to 80%.	Veterinary services
	provision of Quality Meat Production	Enhancement meat inspection services to 100%	Improved meat product safety for human consumption.	100% Regular meat inspections were carried out in Isiolo slaughter houses, Merti, Oldonyiro, Garbatula and Kinna	Veterinary services
	Livestock identification and traceability	Identify 125,000 Animal for production recoding for monitoring and to assist in livestock traceability	Improved animal identification and traceability	17,000 heads of cattle identified by ear tags and data base established	Veterinary services partners KLMC,
Livestock production	Livestock markets development	Physical construction of markets. at Isiolo, Garbatulla, Merti, Kipsing, Biliqo, Ngaremara, Sericho, Kulamawe and Garfasa	Improved livestock market access and trade	Increased number of livestock traded from 20,000 livestock in 2013 to 30.000 livestock in 2017.	Livestock Production USAID and ADB
	Capacity building for livestock keepers and traders	Seminars and demonstrations for both pastoralists and traders	Informed pastoral community on production	Increased proportion pastoralists adopting best practises from 40% in 2013 to 60% in 2017.	Livestock production
	Pasture establishment and management.	Three thousand acres reseeding at Sericho, Dadacha Basa, Bulesa, Biliqo, Eldera, Garbatulla, Oldonyiro and Kipsing	Improved rangeland pasture production	Increased in acreage of improved pasture from 3000 acres in 2013 to 5000 acres in 2017.	Livestock production
	Improvement of Honey production and processing	Increased use of modern Honey production and processing in Oldonyiro and Central Divisions by provision of 500 bee hives to farmers	Quality Honey Production	Increased in tonnes of honey procured at the Isiolo refinery from 3000 kg in 2013 to 6000 Kg in 2017	Livestock production and WFP
	Livestock products value addition	Training and demonstration on modern livestock value addition technologies.	Increased income from livestock	Increased Number of value added products from 5 products in 2013 to 10 products in 2017	Livestock production and developmen t partners CIGs,
	pastoral knowledge in	Conducting 30 Mobile Pastoral trainings	Improved awareness and	Increased in number of pastoralists adopting best	MPTU and national

Sector/ Subsector	Development Need	County Interventions	Expected Target Outcome	Key Achievements	Implementing Agency and Partners
	livestock production and management		knowledge for livestock production	practises from 400 in 2013 to 800 in 2017.	government
Agriculture	Improvement of irrigation schemes	Rehabilitation and Expansion of 10,000 hectares Irrigation schemes along Ewaso Ngiro River	Increased area under crop production	Increased area under crop production from 600 Ha to 1000Ha	County and national government
	Value Chain Development	Value chain development, NRM, environment and social inclusion	Reduced dependence on relief food from 70% to 65%	29 tomatoes value chain groups reached; 0ne group in Kinna started processing and 28 groups increased acreage under tomato production from ¼ to ½ acre per person	County and national government (ASDSP)
Fisheries Development	Increase of fish production and holding facilities	Aquaculture fish production through Rehabilitation of existing ponds, fencing and construction of new ponds	Increased fish production from 20 tonnes in 2013 to 30,000 tonnes in 2017	Increased fish production from 20 tonnes in 2013 to 33.13 tonnes in 2017 by construction of 8 concrete holding ponds and 10 earthen ponds	Fisheries Department
		Construction of 10 fish concrete holding ponds	Quality of fish product by 50%	post harvest loss reduced from 5 tonnes in 2013 to 1.5 tonnes in 2017 by constrction of 4 concrete holding ponds	Fisheries Department and Development Partners
Water, Irrigation, Energy, Environment & Natural Resources					
Water & Irrigation	Provision of safe water for all uses.	Isiolo Urban water Phase II supply and sanitation project Project in Isiolo central division.	Increased access to potable water in Isiolo Urban area from 50% to 60% of town residents	Increased water to the urban from 2000m^3 to 5,474m^3 per day in 2017 (Phase II Treatment plant at Mwangaza constructed and pipeline from Kithima and Lewa springs done)	National Govt/AfDB/ NWSB County Government water dept
		Drilling of 17 No boreholes to Augment Isiolo town Water Supply system	Increased access to potable water in Isiolo Urban area from 50% to 60% of town residents	15 New borehole drilled within Isiolo town and its periurban	County Govt of Isiolo (IWASCO)
		Augmentation of Isiolo town Sewerage system	Increased access to sewerage services from 20% to 30% of town residents	New sewer pipe system laid in town and rehabilitation and construction of treatment ponds accomplished	National Govt /AfDB/NWSB County Government
		Provision of water for Korbesa Merti Sub county	Increased access to safe drinking water from 0% to 50% Korbesa town residents	One borehole drilled and equipped to serve residents in Korbesa, 24Km pipeline laid to Korbesa center and water flow to community realized	National Govt/AfDB/ NWSB
		Provision of water for Dadachabasa Community	Increased access to safe drinking water from 0% to 50%	16Km pipeline laid from Alango borehole to Dadachabasa center and 50cubic meters elevated	National Govt/NWSB /KRCS

Sector/ Subsector	Development Need	County Interventions	Expected Target Outcome	Key Achievements	Implementing Agency and Partners
			Dadachabasa town residents	storage steel tank constructed to serve 6No water kiosks within the Dadachabasa town center achieved	
		Construction of water pans/Earth dams	Increased access to safe drinking water from 60% to 75%	6 water pans successfully constructed and 10 sand dams rehabilitated and in use	National Govt/County Govt/Wash Actor
Energy, Environment, Natural Resources and Climate Change	Enhancement of green Energy solutions and technologies	Solar pumping system installations at water boreholes	Increased reduced operating cost of boreholes by 80%	Solar pumping unit installations for ten bore holes that reduced operating cost by 70%	County Govt environment dept
Health services					
Health services	Improve access to health services	Establish basic obstetrics equipment and conduct skilled deliveries in all the 39 public primary and secondary health facilities in the county	Increased Access to Skilled Health Services	Increased skilled deliveries (from 42% to 46%);Reduced maternal mortality rates;and Increased infant survival rates	Health UNFPA ADS
	Improve access to health services	Construct 13 primary health facilities to reduce distances to health service care	Increased access to health services	Reduced morbidities and mortalities	Health services
	Improve access to essential health services	Construction of blood satellite centre at ICRH	Improve capacity for emergency response	Blood bank centre constructed awaiting equipment	Health services
		Procurement ambulances	Improve referral system	Improved referral services	Health services
		Hire of health workers	Increased access to skilled health	Improved health outcomes	Health services
	Improve access to Community health service	Functionalize 18 community unit	Improve access to health services	improved health outcomes	Health services
land ,Urban planning Roads and Public Works					
Land subsector	Improved County Land Management Practices	Digital Mapping and Planning of Bulla Pesa 2, Bulapesa 3, Burat, & Kinna urban centres	Formalize ownership on the ground Develop a proposed development plan for these areas	Bulla Pesa settlement Upgraded; Digital data on land and ownership / occupation and Proper land documentation & registration Improve revenues collected by the department	Lands dept
Roads	To improve road transport mobility and accessibility by constructing new roads and upgrading existing ones	Improvement of drainage systems	Improved drainage systems on roads.	Minimal damage to roads from storm water after 13 Culverts were Installed in Isiolo town and its environments	KeRRa, Isiolo County government
	cabro bro	Provision of public	-Improve	1.8km	KeRRa,

Sector/ Subsector	Development Need	County Interventions	Expected Target Outcome	Key Achievements	Implementing Agency and Partners
	Paving of Isiolo township roads to standatrds	parking	drainage		Isiolo County government
Public Works	Provision of mechanical, civil and electrical services to public infrastructure	5.5 km of street lights installed 17 High masts flood lights with electrical works	Improved street & other urban space lighting	Improved urban safety	County Government
Tourism, Trade, Cooperatives, Industrialization and Enterprise Development					
Tourism	Tapping Tourism Potential	Construction of Serena Bridge	Improved linkge between Bufallo and Samburu park	limproved linkage between buffalo spring and samburu game park(reduced time taken from 2 hrs to 20min)	County Government tourism dept
Education and Vocational Training, Youth ,Gender ,Sports and Social Service					
Education and vocational training	Improvement of access to Early learning opportunities	Recruitment of 345 ECDE care givers on contract. Construction and equipping of 20 ECDE Centres per year	Improved Access to ECDE	Increased enrollement of pupil to ECDE from 8,991in 2013 to 16,295 in 2017 after construction and equipping of equipping of 37 ECDE Centres	County Government Education Dept
Youth ,Gender ,Sports and Social Service	Improvement of recreational facilities	Construction of recreation centre	Improved leisure and recreation facility	Rehabilitation of Baraza Park	County Government Youth dept
	Sport promotion	Promotion of sporting facilities	Improved protection of recreational facilities from land grabbers	Fencing of Isiolo Stadium	Youth dept
Finance and Economic Planning					
Finance and Economic Planning	Revenue Enhancement	Construction of parking bays in Isiolo town After Cabro paving of Isiolo town (Morti plaza-Wabera, Wabera roots KCB,	Improved revenue from street parking by 100%	Revenue by 50 %(KSH4m in 2013/14 to KSH 6m in 2015/16)	County Treasury

3.2.4 Challenges in the implementation of the CIDP 2013-17

Despite the many milestones made by the County Government of Isiolo, many challenges impeded the achievement of further progress, these are;

a) **Low capacities of monitoring, evaluation and reporting in sectors*:*** Adherence to planning, budgeting, monitoring and evaluation, and reporting requirements was generally poor across most sectors. This posed challenges in project implementation and tracking at sector level, hence untimely and below standard county reports.

b) ***Shortage of technical staff:*** Inadequate technical capacity hampered smooth county operations. Key areas such as health professionals and economic planning are highly understaffed. Succession management crisis is also looming due to the aging staff as most have attained the retirement age.

c) **Institutional Challenges:** Projects that were implemented through the initiative of various agencies faced unique challenges that are clearly the result of divergent motivations and interests. Such projects need a high level attention and coordination where the lead agency also has the institutional capability and resources; clear accountabilities for results as well as effective monitoring and follow through mechanisms.

d) ***Inadequate*** **Funding and Disbursement Issues:** Most projects reported to have experienced inadequate funding for the planned activities. On the other hand, where the level of funding was adequate disbursement from national treasury was often late. Local revenue shortfalls due to seepage were also major setbacks in funding of county projects. The following affected local revenue collection:

i. ***Weak inter sectorial support in revenue mobilization/collection:*** Most sectors have emphasis on expenditure, without due concern on their responsibility on revenue collection. Inter sectorial synergies that could have boosted revenue were not exploited.

ii. ***Weak Public Private Partnership (PPP) and lack of framework to tap into it:*** Public Private Partnership is an avenue that can be used to supplement the inadequate county resources. During the planning period, PPP was not optimally explored as an option. There is need to strengthen PPP in the county to achieve its full benefit.

iii. ***E-payment underperforming:*** Revenue collection services were automated at the onset of county government and e-payment system was introduced. E-payment system has not achieved the intended objective instead the county has continued reflecting a declining trend in internal revenue collection. Fault of the E-system, low awareness on the use of the system, resistance to change, frequent network problems and avoidance of use of the system has contributed to this. Its however important to note that, the county is not fully under e-payment system and human cash interface is still present. Revenue seepage is still a problem due to this fact.

e) **Inadequate Infrastructure:** Some of the county infrastructure projects did not have access to the huge financial investments (e.g. water, roads and education) that were required. This was made worse by sub-optimal cooperation between various government units, the presence of which would have resulted in the resolution of some of the challenges encountered

f) **Devolution transitional issues:** There exists transitional issues that arose due to transfer of some functions from the national government to county governments; the implementation of the projects that were being undertaken by the national government and were at various stages of completion did not progress as planned as there were no guidelines on proper handover and source of funding. Operationalization of the devolved levels was not exhaustive. Lack of offices, technical staff and relevant infrastructure at the sub-county and ward levels has slowed down devolution and hence service delivery at those levels.

g) **Court injunctions, legal challenges and objections*:*** Over the plan period, the county experienced various legal hurdles which hampered operations and also revenue collection. Legal challenges on land ownership mainly affected county ability to raise revenue from land and putting structures. Inadequate laws and regulations on implementation of various county agenda worsened this scenario and streamlining of the same is necessary. Long consultative legislative process which requires a lot of resource to meet the Constitutional requirement of stakeholder participation and ownership

h) **Limited Cooperation between County Government Units:** This slowed down the pace of progress made in the achievement of the targets. The 'silo' or closed type of management surrounding the flagship projects within the county was a drawback on achievement of the co-funded programmes within the county.

i) **Slow pace of approval of policies and enactment of laws**. The subsequent enactment of laws by the cabinet and county assembly appears to have slowed down the pace at which the wheels of reforms turned over the review period. A sotable case in the climate change adaptation fund which has been in the county assembly for more than two years but has not been enacted.

j) **Inadequate Community Involvement:** The implementations of a number of projects suffered because of resistance by the host communities. In some cases, projects delayed because land owners deny way leaves e.g.

Isiolo complex market stalled cause of resistance from traders. These types of bottlenecks call for a rethink on better approaches with communities in order to ensure their co-operation and participation.

k) **Trans-County Resources Management:** The dynamics of resource management across counties has turned out to be a challenge mainly exploitation, management and financing especially in water and livestock resources.

l) **Threats emanating from climate change:** Vulnerability to climate change remains the most critical development challenges facing the county. Effects of climate change and associated extreme weather events threaten sustainable development and impacts negatively on the sector. Flooding and droughts affect food production, water supply, housing access, livestock production and general livelihoods of the people. This results in substantial reallocation of resources towards drought mitigation and adaptation.

3.2.5 Lesson learnt

a) Disbursement of funds to projects was always late and this delayed timely completion of projects. In the next CIDP the county treasury should therefore work on a plan on how project funds would be availed on timely basis and manage its cash flows properly.

b) Monitoring and evaluation committees in sectors lacked in the 2013-17 CIDP and this led to poor coordination of M&E activities in the sectors. Sectoral M&E committees should be instituted and a policy on M&E system be developed. Training of staff responsible for generating sector reports on M&E should be carried out.

c) Training and recruiting of technical staff offering essential services should be carried out by the sector to address the issue.

d) Short of necessary skills and knowledge on budgeting and planning by the sector working group members led to deficient budgeting and planning by the sectors. County government should seek assistance from development partners on capacity building of sector working groups on budgeting and planning especially on linking planning with budgeting.

e) Low public awareness of e-payment system and other county services by the residents have impacted negatively on revenue collection services. Outreach programmes should be carried out by the sector to sensitize the residents on the services offered by the county government.

f) Pitfalls and mistrust between county assembly and executive delayed and affected the implementation of the CIDP negatively. In order to avoid these pitfalls and mistrust, there will be need to have both the arms of county government be inducted on roles and responsibilities in the budgeting process and financial management and reporting.

g) The county lacked succession plan and this caused interruptions on the normal working of the county department. The county should start investing in succession plan to avoid interruptions in service delivery and ensure retention of institutional memory. Recruitment of retiring staff and replacement should be given priority.

h) Over the implementation of 2013-18 CIDP sectors experienced technical capacity gaps in addressing sectorial cores. It is therefore necessary for the county to prioritize on staff capacity building programmes on essential areas such as planning and budgeting, financial management, government accounting procedures and procurement.

i) Resource mobilization especially PPP in the 2013-17 CIDP was weak. In the next CIDP there should be clear, reasonable and realistic resource mapping framework linked to the prioritized development plans, programmes and projects.

j) The county government needs to prioritize in spatial planning. This should be done earlier before starting implementation of the CIDP and also when the MCA have not created and entrenched partisan interests.

k) The county should start holding employees accountable by reintroducings and cascading down the key performance management tools such as performance contracting and performance appraisal

l) Finally, the county should build on collaboration with national government, development partners and other key stakeholders for development and service delivery in the county. The county treasury should collaborate with National Treasury, Commission of Revenue Allocation, Comptroller of Budget and other development partners in ensuring smooth running of the county affairs.

CHAPTER FOUR:

COUNTY DEVELOPMENT PRIORITIES AND STRATEGIES

4.1 Introduction

The chapter discusses the spatial development framework, cross-cutting issues that affect the development of the county. It also includes key county development priorities, strategies, programmes and flagship projects as identified by stakeholders in the county.

4.2 Spatial Development Framework

The county spatial development framework sets the general direction of spatial development of the county and indicates the distribution and organization of population and activities in the county. The plan ensures that land and natural resources of the county are used optimally. Further, the plan promotes equitable and planned development and conservation of the environment.

The county spatial plan will form the basis for the preparation of sub county plans and sectoral policies and plans that will provide the necessary coordination and build synergies between the various sectors such as transport networks, industry, transportation and infrastructure, environmental management, tourism and agriculture. The plan will complement the County Integrated Development Plan by providing a spatial perspective to the economic policies by zoning of urban-versus-rural areas; areas for public facilities and private home developments. Spatial planning will endeavor to ensure that various land uses are located on suitable sites for enhanced production while not having negative impacts on the adjacent land uses. It also ensures aesthetics in the urban space and that land as a factor of production is put to the highest and best use. Isiolo County Spatial Plan will provide the needed overall integrated spatial framework for coordinating the various development efforts by different agencies so as to have sustainable development within the county.

4.2.1 Significance of the Spatial Plan to County Development

The spatial plan will allow the county to coordinate growth and achieve county wide objectives. It will facilitate funding for investment, infrastructure and social services. Further, it will provide a link between various growth areas. It will specify areas for new housing, business and industrial areas and for infrastructure across the county. The plan will enhance the sustainability of both rural and urban settlements in Isiolo County. It is envisaged to protect and enhance the natural_environment as well as deliver an accessible, integrated and sustainable transport system. It will enable measures to increase tourism revenue by zoning wildlife areas and parks, protect water points for the wildlife and hence reduce the human wildlife conflict.

The objectives of county spatial planning include:

- Identification of the spatial distribution of the resources within the county, their level of utilization and potential;
- Assessing the conditions of existing infrastructure, capacity and projected demand;
- Identifying fragile ecosystems and recommend intervention measures for their protection and conservation;
- Investigation of human settlement trends and propose an appropriate strategy to spur development of urban and rural centres to facilitate development;
- To asses' capacity of the existing institutions and organizations and recommend strategies to enhance their performance;
- To recommend an integrated spatial framework that will guide the sustainable utilization of the regional resources, bring services closer to the people;
- Spur rural-urban inter-linkages and hasten economic growth and development; and recommending priority areas for intervention. The analysis of Isiolo County Spatial framework is detailed below.

Table 26: County Spatial Development Strategies by Thematic Areas

Thematic Area	Overview/ Current Status	Policy Strategy	Potential Geographical Areas	Lead Agencies/ Departments
Industrialization	County is home to several livestock, tourism land few agro products that are not fully tapped due to poor linkage to the markets compounded by lack of value addition support infrastructures and services.	Collaborate with national government and development partners to develop transportation infrastructure to facilitate movement of commodities; Adapt appropriate technology and promote the formation of Savings and Credit Cooperative Organizations (SACCOs) to advance marketing of county products; Establish the industrial zones with supporting infrastructures (water, electricity, road network…) woo lower land rates and taxes for industrial investors; and ease the licensing process..	Isiolo Town	Physical Planning, Water, Energy, trade and industry
Resource Potential Growth Areas	County is home to several tourism products, livestock production products, Mineral Resources, Agriculture land for Irrigation	Sustainable use and exploitation of natural resources; Increased investment in social and physical infrastructure and environmental conservation; selective development concentration; Construction of key infrastructure to support resource exploitation; urban development ; and mapping of natural resources.	Mineral in Duse; Gas in Merti; agro farming in Burat and Kinna Isiolo town	Environment and energy , roads and public works,
Enhancing County Competitiveness	The County is centrally geographic located and lies on the proposed LAPSSET corridor which will spur economic growth in the region	Enhance feeder transportation network to take advantage of the LAPPSET Corridor ;Concentration on urban based economic activities; Preparation of county Spatial Development Plan to guide development; Provision of Technical, Vocational, Educational Training (TVET) and social development programmes to the locals to enhance integration of the communities into the modern economy; and Development of the LAPSSET corridor.	Isiolo town ; resort city and county wide	lands and urban planning, roads and public works, tourism , trade, Education, Culture and Youth
Modernizing Agriculture and livestock production	The county is compounded with Low Agricultural Production and productivity, poor marketing, market uncertainties and low value additions to agricultural products, Inadequate insurance facilities to cushion livestock farmers from uncertainties	Prioritize in provision of requisite infrastructure (water pans, dams, cold storage facilities and laboratories) to support ranching areas of the county and region in large; Modernize livestock keeping through appropriate animal husbandry; expansion of extension services, disease control, product processing and timely marketing; Adoption of appropriate rangelands management practices including observance of carrying capacity, conservation of the natural vegetation and adaptation and mitigation against climate change and its impacts; Disaster Early Warning Systems, prompt response and recovery systems to cushion communities and make them more resilient to the perennial drought cycles; Rehabilitation and expansion of existing irrigations schemes and establishment of new irrigation schemes in areas with irrigation potential; encouraging small holder irrigation	Garfasa ,Kinna ,Burat, Merti Sericho,Oldonyiro,Ngaremara, Garbatulla	Agriculture, Livestock and Fisheries

Thematic Area	Overview/ Current Status	Policy Strategy	Potential Geographical Areas	Lead Agencies/ Departments
		schemes through targeted campaigns ; Research to identify the irrigation potential of the county; Encourage small holder farmers to establish fish farms in areas with potential throughout the county; and Provide appropriate infrastructure to support the fishing industry		
Tourism & Wildlife Diversification	The County sits on a diverse range of natural, social, human and physical resources which include wildlife for safari tourism; mountains, scenic and adventure tourism; and cultural a living heritage expressed in distinctive local customs and song, dance, history, art and handicrafts,	Several policy and action strategies exist for the maximum exploitation of the tourism potential of Isiolo County. First among these is the development of tourism circuits to offer safari and wildlife, filming ecotourism and adventure tourism; Formulation of regulations and standards to guide tourist specific infrastructure and facilities. Further is to link the different tourist circuits, attraction areas and sites. Opportunities also exist of upgrading the existing tourist facilities and infrastructure to attractive havens for the tourists. We are to prepare local physical development plans to guide the implementation of Isiolo Resort City. We shall further enhance governance of tourism by marketing eco-tourism facilities; undertaking research to identify more tourist attraction areas and to document them. We shall also formulate strategies that protect wildlife migratory corridors and wildlife watering points. We shall also develop and implement aggressive marketing of Isiolo as a major tourist destination; exploit film industry and sports tourism niches; encourage & market domestic tourism; and diversify and develop tourism products. We shall further develop high value cultural centre's and festivals; develop niche products such as; conference tourism, eco-tourism, cultural tourism, sports tourism, bird watching and heritage and historic sites tourism. Lastly, we shall develop community conservancies to give the local communities the opportunities to reap from tourism benefits and products.	Oldonyiro, Kinna, Merti Plateau, Simba and Buffalo, Bisanadi	Tourism and Trade
Access to affordable quality health care for all	Over 68 percent of people in the county live in the rural areas where health facilities are inadequate, sparsely distributed and understaffed. Most of the primary health care facilities lack adequate personnel and health commodities. For example, Garbatulla level two health facility has no doctor. The doctor:	Eliminate communicable diseases;Halt, and reverse rising burden of Non Communicable Diseases (NCD's); Reduce the burden of violence and injuries;Provide essential heath services;Minimize exposure to health risk factors; and Strengthen collaboration with health related sectors	Countywide	MoH, County Dept of Health Services and partners

Thematic Area	Overview/ Current Status	Policy Strategy	Potential Geographical Areas	Lead Agencies/ Departments
	population ratio for the county is 1:5000, nurse: population ratio 1:1500.			
Managing Human Settlement	The county is facing increased and swelling Urban populations. This increase has led to pressure on urban services and infrastructure. The urban population is at 43.5% of the county's population. This has resulted into a reduced utilization of physical infrastructure in the rural areas.	Provide efficient transportation and quality infrastructure in human settlements to support industrial and service sectors growth and sustenance; Strengthen the major urban area infrastructure to attract urban settlement and investments; Improve the living standards of the population through the use of land in a more rational way and sustainably and based on a well thought and signed spatial plan.; In furtherance of the same, provide distinct zones for human settlement, transportation, agriculture, livestock, manufacturing, sports, entertainment, wildlife conservation, national reserves, etc., that are separated from industrial zones and community conservancies. In each zone, sufficient utilities (water, electricity, communication, etc.) should be provided to support the specific sector to optimize its productivity; Cluster urban areas into populations that attract the Kenya Urbarn Support Programme KUSP funding (Cities, Municipalities and Towns)	Isiolo township, Kinna, Merti,	Lands, urban planning roads and public works
Conserving the Natural Environment	The county provides critical habitats for wildlife and ecosystem diversity, including grasslands and wetlands for migratory species. Currently there is expansion of human activities into marginal areas leading to clearance of natural habitats leading to loss of economic potential and options for commercial development. These ecological environments should be connected for animal friendly network and biodiversity. Managing natural environment	Enhance disaster preparedness in all disaster-prone areas; Improve capacity for adaptation to global climatic change; Ensure application of Integrated Water Resources Management (IWRM) in the county with a view to harvesting of flood and river water; Promote efficient adaptation measures for productive and sustainable resource management in the county; Mainstream dry land issues into all county development plans and policies; Involve and empower communities in the management of county ecosystems and promote environmental education and awareness ; Gazette and manage emergency drought reserve areas and encourage the development of buffer areas of forage and crop production as part of contingency planning; Mainstream environment climate foresight and climate adaptation into planning at all levels by strengthening the climate resilience of communities in the county and promoting sustainable livelihoods; Jointly develop and implement harmonized regional approaches for sustainable management of trans-boundary resources; Strengthen Environmental Governance and harmonize sectoral policies, legislation and regulations;Mainstreaming of climate change into all water resource management plans and actions; and Develop and promote the use of green energy.	Along all the rivers in the county All forests (gazzetted and ungazetted) and farms All major Towns and Markets	Department of water, Environment and Natural Resources; KFS; NEMA; WRA; WRUA; Public Health.; Agriculture; Lands; Public administration; Ministry of interior and coordination; Department of social services. -

Thematic Area	Overview/ Current Status	Policy Strategy	Potential Geographical Areas	Lead Agencies/ Departments
	responsibly is through the method of conservation.			
Transportation network and Providing appropriate infrastructure	Most roads are not all weather and thus high costs of transport and reduced connectivity. Paved roads account for only 0.2% of the total roads in the county and good to fair roads account for 67.5 of the total road network in the county.	Increase financial resources for road construction and maintenance; construct new roads; expand and maintain existing roads; and construct non-motorized transport facilities; and improve drainage systems along county roads Poor transportation raises costs of doing business and which in turn impedes economic growth in the county. The county must take a policy position of improving all the county roads to make it easy to move in the county and consequently reduce the cost of travel and goods transportation. The policy should be supplemented with sufficient resources, equipment and funding.	Isiolo Town; Isiolo-Merti; Isiolo-Garbatulla; Isiolo –Oldonyiro; Kinna-Garbatulla-Modogashe	Roads, Transport and public works
Governance	The cosmopolitan nature of the county and the attendant competition for political power poses a potent threat to the peaceful coexistence in the county and low participation by the public in county affairs	The county government to invest in good governance, peace education, capacity building, civic education, research and advocacy to enhance the capacity of citizen to be active players in peace building and conflict resolution.	All sub-counties and wards	Peace, cohesion and conflict resolution, County Administration
Cooperatives	Several opportunities exist in Isiolo for cooperatives to thrive in. Camel milk is one commodity that has a great potential for expansion through cooperative societies. Camel milk trade by women in both Isiolo n Marsabit counties is a thriving business.	Camel herding has great potential in many dry parts of Kenya that are affected by climate change, as camels are much more resistant to drought than cows and keep producing milk in dry periods. However, camel dairy cooperatives still face many challenges to grow their businesses in rural areas. Some of the key challenges that hamper business growth are the high production costs for milk and lack of suitable equipment for storage, value addition and transportation to markets. Policy is required to help make it easy trade in this sub sector and others to address the identified barriers. Strong cooperative can help consolidate this potential and grow the camel milk economy in Isiolo and the surrounding counties. Tawakal and Anolei are examples of where the operations of cooperative societies can be seen in action. Tawakal Cooperative Society is successful in value addition, especially for camel milk and dried meat (nyiri nyiri). The cooperative also makes yoghurt and Susa, traditional, fermented sour milk. The production of value added products could increase the income of women farmers and entrepreneurs, however, most groups lack the equipment, ingredients and access to markets for value added production a factor that can also be addressed by policy.	Isiolo town and rural areas that produce camel milk	Tourism and Trade

Thematic Area	Overview/ Current Status	Policy Strategy	Potential Geographical Areas	Lead Agencies/ Departments
Trade	Isiolo is home to several livestock varieties including cattle, camels and related biproducts such as hides and skins that create good commodities for trading and exporting outside the county. Camel milk cooling hubs and camel milk transportation are some immediate opportunities in the county.	Policy strategy for this sub-sector lies with policy environments that empower the entrepreneurs to maximize the existing opportunities in the county. Further, the county must strengthen their tax collections from businesses including licensing fees, etc. Tax on properties and other businesses especially when the transport corridor from Lamu becomes operational. Export of local livestock products to Nairobi and abroad is one avenue that needs expansion through deliberate investment in the sector. Trade in crop produce can also be expanded to cover locally produced commodities once irrigation expansion has been realized. Potential from trade in camel milk value chain accounts for between 5 to 7 million Kenya Shillings per year. Isiolo has been selected to host a meat processing and export centre in a joint inter-county initiative to modernise pastoralism. The slaughterhouse has a capacity of processing 270,000 animals per year. Four counties - Baringo, Laikipia, Samburu and Isiolo - are working together to tap on the vast potential of livestock business in the region under the Amaya Triangle Initiative. Policy and effective strategy is required to ensure that the local businesses benefit from this huge potential.	Isiolo Town and areas with high population concentration	Tourism and Trade, Agriculture, Livestock and Fisheries

4.3 Natural Resource Assessment

Table 27: Natural Resource Assessment

Name of Natural Resource	Dependent Sectors	Status, Level of Utilization & Scenarios for future	Opportunities for optimal utilization	Constraints to optimal utilization	Sustainable Management strategies
River Ewaso Ngiro	Agriculture, Livestock ,Veterinary And Fisheries, Tourism	Over utilized up stream leading to drying in the low land triggering loss of future livelihood if trend isn't reversed	Can support more food and fodder production through irrigation; Capture fisheries and Fish farming and flood harvesting through damming.	Upstream over abstraction; Nitrification; and deforestation along the river banks Flooding destroys crops, Increase diseases incidences eg rift valley fever conflict of resources	Legal and policy enforcement; Riverline rehabilitation and Transboundary water resource management. programmes
	Water, Environment and Natural Resources;Roads, housing /public works	Rampant sand harvesting along the river line causing environmental degradation	Can increase income and wealth creation for households for small scale precious stone miners.	unorganised and poor management of sand harvesting along riverline	Extensive rehabilitation of degraded areas market for precious stone miners
Minerals	Finance,Water,	Availability of minerals such as	it can increase revenue for the	Poor legal and policy	Provision of adequate, supportive

Name of Natural Resource	Dependent Sectors	Status, Level of Utilization & Scenarios for future	Opportunities for optimal utilization	Constraints to optimal utilization	Sustainable Management strategies
	Environment and Natural Resources	duse mines, blue and yellow sapphires, quarries	county and create job opportunities for locals	framework,inadequate investments on extraction and market linkage	infrastructure services to Investing in mineral exploration
Wildlife	Finance, Tourism, water ,environment and natural resources Agriculture and livestock	Increased human-wildlife conflict – expected to increase further with interference of wildlife migration corridor and its habitat	Promotion of tourism through improving wildlife management and environmental conservation in game reserves especially in wildlife migratory Promotion of emerging livestock(ostrich, quill & crocodile)	Threat from poaching, Wildlife becoming extinct, human wildlife conflict; poor legal and policy frameworks; reservoir for some livestock disease causing organism. Crop damage	Sustainablity of resources within game reserves through regulation of land use near the parks and along the wildlife migratory corridor
Rangelands	Livestock, Agriculture Environment & Natural Resources	Over exploitation due to influx and pressure of climate change, Degraded rangelands and the attendant invasive species	Establishment of commercial pasture production Establishment of conservancies, pasture reserves and feed lots. general rangelands reseeding fodder cultivation through irrigation	Water and pasture availability Resource based conflict poor rangeland management	Reseeding programme Control of invasive species strengthening of rangelands management committee Establishment of commercial pasture farms and reserves
Land	Land, roads and public works, water, Environment, natural resources management, agriculture, livestock, wildlife, tourism and industry.	Increased land tenure insecurity; Unresolved land disputes; Low Proportion of households that have title deeds. Grabbing of public land by private developers.	The preparation of land use plans to maximize on rangelands, residential and commercial developments in the county and the basis of land registration reducing and thereby tackle the challenge of land tenure insecurity.	Insufficient land tenure policy; land disputes; and insecurity. Destructive impacts on the land resource base from uncontrolled and extensive grazing by the pastoralist communities.	Provision of title deeds; Development of land use policy; development of County Spatial Plan; and Legal and policy enforcement on land matters
Tourism Attraction Sites	Tourism , Finance, environment Roads	under tapped cause of unclear mapping and poor promotion	Mapping of tourist attraction sites and marketing	Inadequate marketing	Sufficient Tourism marketing

4.4 Development Priorities and Strategies

Over time the government has put in place various strategies to ensure effective implementation of programmes and projects all geared towards development and poverty reduction in the county. Some of the major development challenges in the county that various sectors programmes seek to address include:

i. Food, feed and nutrition insecurity;
ii. Inadequate water and sanitation;
iii. Inadequate social amenities;
iv. Poor infrastructure and communication networks;
v. Inadequate markets for local products;
vi. Weakness in the land tenure system;
vii. Low productivity of land; and
viii. Low level of industrial development.

4.4.1 Agriculture, Livestock and Fisheries

This sector comprises of three sub-sectors namely: Agriculture & Irrigation, Livestock and Fisheries. The main mandate of the sector is to develop/domesticate, implement, and coordinate agricultural sector policies and programs.

Vision

Food secure and wealthy county anchored on an innovative, commercially oriented and competitive agriculture sector.

Mission

To improve the livelihood of Kenyans and ensure food, feed and nutrition security through creation of an enabling environment and ensuring sustainable natural resource management.

Goal

To attain food, feed and nutrition security and income through increased production and value addition in livestock, agriculture and fisheries investments.

4.4.1.1 Development Needs, Priorities and Strategies

Sub-sector	Development needs	Priorioties	strategies
Agriculture	Water harvesting for crop production	Development and expansion of land under irrigation and water infrastructure	Establish/ expand irrigation schemes Promotion of climate smart agriculture technologies Promotion of water harvesting technologieas
	Reduction of pre and post-harvest losses	Control for pest and diseases food reserves/storage	Establishing agro processing technologies Integrated Pest Management (IPM)
	Enhance access to farm inputs	Subsidies for inputs (certified seeds, fertilizers, pesticides and equipment) Targeting resource poor farmers	Capacity building Organising for change (cooperatives) and linking to private stockists
	Crops enterprise and markets development	Value chain development of prioritised enterprises	Increase of farmer's awareness of key market information Agriculture commercialization
	Ease of land preparations (Mechanization services)	Access to agricultural land and enhancement of land preparation	Provide subsidized mechanization services; capacity builds farmers.
	Human resource development	comprehensive succession plan	Recruitment, inservice trainings, refresher courses and promotions
	drought torelant crops	Promote green gram, cow peas,Katumani beans and Nerica rice	Climate Smart technology Promotion of extension, research and farmers linkage

Livestock	Sustainable availability/ suppply and access to livestock feed Increasing value of livestock Low productivity of livestock livestock enterprise and markets development Quality assurance of livestock and livestock products	Increase in strategic feed reserves Enhancing uptake of value added technology Climate adaptable breeds Commercialization of livestock production Adherance to standards, both local and international	Integrated development & management of rangelands and commercialization of pasture production Promotion of livestock feed lots, cold chains and cottage industries Livestock breeding programs Livestock market systems development including markets governance and risk sharing Livestock identification and treaceability Quality certification Enhanced products inspections Establishment of disease free zones/Quarantine areas
	Control of livestock diseases and pests	Reduce incidences of diseases including Trade Sensitive Diseases	Targeted and synchronized vaccinations and pest control programmes screening for disease diognosis disease surveillance, Treatment of the sick animals livestock movement control
Fisheries	Exploiting the potential for fish farming in the county both as a business and source of improved nutrition Quality assurance of fish products	Targeted investments in the fishery sector Adherance to standards	capacity building on adoption fish farming; Promote Dietary Diversity Development of standards and regulations
	Fish technology development	Enhance friverline capture fisheries and farming technology	Expansion of area under fish ponds promotion of fish marketing system

Table 28: Agriculture, Livestock and Fisheries Programmes

Agriculture sub –sector

Programme/ Sub Programme	Key Outcome	Baseline 2017	Key Performance Indicators	Planned Targets					
				Yr 1	Yr 2	Yr 3	Yr 4	Yr 5	Budget
Programme 1: Sustainable Agricultural Land Use and Environmental Management									
Objective: Promote Water and Soil Appropriate Technologies for optimum crop production									
Outcome: Improved and Sustained Agricultural Production									
Rehabilitation and expansion of irrigation schemes	Expanded irrigation crop production	1,497Ha	% increase in crop acreage under irrigation	10%	20%	30%	40%	50%	8.511B
	Increased gross farm revenue from irrigation	KES 103,166,000	Average increase in gross income from irrigated crops	8%	16%	24%	30%	60%	
	Increased access to renewable energy in the irrigation schemes	Appr. KShs. 90,000/ac	% reduction in cost of running the irrigation schemes	5%	10%	15%	20%	25%	
Agriculture mechanization services	Increased access and utilization of agricultural mechanization services (AMS)	600	Number of farmers expanding their agricultural land	700	900	1100	1300	1500	300M
		219 Tons	% Annual increase in tonnage of maize produced	5 %	15 %	35 %	45 %	60%	
Programme 2: Crop Development and Management									
Objective: Improve production and productivity in small holder farmers and off-farm sectors									
Outcome: Enhanced food security									
Crop Production Improvement	Improved crop production and productivity	20,692 Metric Tons	% increase in tons of horticultural products produced annually and either sold to the external markets or utilized locally	20	40	60	80	100	1161.6M
		243 Metric Tons	% increase in annual production of field crops in the county (maize, beans, green grams, etc.)	30%	35%	50%	60%	80%	
		23% food secure	proportion of households that are food secure	30%	35%	50%	60%	80%	
Urban and peri-urban agriculture (UPAP)	Increased Urban and Peri- urban agricultural productivity	KES 76,579	% increase in average peri-urban agricultural household income	8%	15%	20%	25%	35%	100M
Community food security initiative	Increased food for vulnerable households	23%-	Proportion of households that are food secure	25%	28%	34%	38%	40%	200M
	Increased income for vulnerable households	KES 114,701	% increase in farm incomes per acre for youth headed households (FHHs)	3%	5%	15%	20%	30%	

Programme/ Sub Programme	Key Outcome	Baseline 2017	Key Performance Indicators	Planned Targets					
				Yr 1	Yr 2	Yr 3	Yr 4	Yr 5	Budget
Extension support services	Increased gross farm revenue and profits	444M	% increase in farmers gross annual revenue from the sale of tomatoes and onions	10%	20%	25%	30%	40%	1200M
Programme 3: Agribusiness and Market Development									
Objective: Increase income through Agriculture commercialization in smallholder farmers and off-farm sectors									
Outcome: Improved income at household level.									
Agribusiness development	Increased value chains benefits	50%	Proportion of farmers accessing ready markets with pre-agreed and sustainable prices	55%	60%	65%	70%	75%	440M
		30%	Proportion of farmers accessing and utilizing farm credit	35%	40%	45%	55%	60%	
		60%	Proportion of income for Agro producers from agribusiness development	65%	70%	75%	80%	85%	
								Agriculture Sub-Total	**12,913M**

Livestock Development Sub-sector

Programme/ Sub Programme	Key Outcome	Baseline 2017	Key Performance Indicators	Planned Targets					
				Yr 1	Yr 2	Yr 3	Yr 4	Yr 5	Budget
Programme 1: Livestock Marketing System									
Objective: Enhance marketing and value of livestock products									
Outcome: improved access to market									
Livestock market development	Increased livestock trade	0	Number of operational policies supporting livestock trading in the county	1	2	3	-	-	800 M
		448	% increase in the number of people employed in the livestock meat trade						
		36,014 (2013)	% increase in the total number of cattle, sheep and goats sold in Isiolo town						
		8M	Increase in annual cess of livestock meat						
Livestock marketing Information system	Increased access to livestock markets information	50%	Proportion of livestock traders accessing and utilizing livestock market information	60%	70%	80%	90%	100%	
livestock marketing infrastructure development	Increased access to up to standard livestock selling infrastructure	3	Number of constructed and equipped markets operating sustainably	30%	40%	50%	55%	60%	
Programme 2: Rangeland Development and Management									

Programme/ Sub Programme	Key Outcome	Baseline 2017	Key Performance Indicators	Planned Targets					
				Yr 1	Yr 2	Yr 3	Yr 4	Yr 5	Budget
Objective: Increase rangeland resources productivity									
Outcome: Sustainable use of rangeland resources									
Rangeland rehabilitation and management (reseeding and control of invasive species)	Improved rangeland health	10%	Proportion of livestock accessing fodder during the drought seasons	15%	20%	25%	30%	40%	800M
Programme 3: Enterprise Development and Value Addition									
Objective: To increase value added livestock products									
Outcome: Improved quality, quantity and variety of products									
Livestock and livestock products value addition	Increased income from livestock products	933,315	% Increase in average monthly profits made by livestock meat business owners	10%	20%	30%	40%	40%	200M
Commercialization of livestock feeds	Increased availability of locally processed feeds	1920	Annual tonnages of locally manufactured livestock feeds produced	2500	3200	4500	6000	8000	290M
Development of livestock related business associations /cooperatives	Increased business partnership and linkages	95 M	% Increase in monthly income earned by market livestock traders employees in Isiolo Town	8	9	10	11	12	50M
Livestock producers and enterprises Support	Increased income from the sale of livestock products	2.8B	% Increase Amount of earnings in Kshs from camel milk processing and trade	10%	15%	20%	30%	40%	15M
		3.6M	Amount of annual earnings in Kshs from honey sales	4.5M	5.5M	7M	9M	12M	
Programme 4: Breeds Improvement and livestock risk reduction									
Objective: To improve livestock quality and resilience									
Outcome: Improved livestock quality									
County livestock insurance program	Reduced livestock mortality associated with drought	20% of TLU	% annual reduction in livestock mortality	25%	30 %	35%	40%	50%	260M
Livestock breeds improvement	Enhanced artificial insemination (A.I) services	2%	% increase in number of buyers of Isiolo livestock	5%	8%	15%	20%	30%	5M
	Increased livestock	50%	% increase in the proportion of contribution of the livestock	5%	5%	10%	15%	20%	

Programme/ Sub Programme	Key Outcome	Baseline 2017	Key Performance Indicators	Planned Targets					
				Yr 1	Yr 2	Yr 3	Yr 4	Yr 5	Budget
	productivity		sector to Isiolo county economy						
Programme 5: Extension service provision									
Objective: Enhance capacity of pastoralists to practice modern livestock production methods									
Outcome: Adoption of modern best practices and technologies in livestock husbandry									
Capacity development of pastoralists	Increased adoption of livestock production best practices	60%	% increase in the sales obtained from the sale of goat meat	10%	12%	15%	20%	30%	100M
Development of extension materials	Increased awareness of livestock production best practices	5%	Proportion of farmers adopting new and productive technologies	10%	15%	30%	40	50%	
Development of mobile pastoral training units	Increased adoption of livestock production best practices	6.8 M litres	% increase in annual camel milk produced and sold in the county	10%	20%	25%	30%	35%	
								Livestock Development Sub-total	**2.520M**

Veterinary Services Sub-sector

Programme/ Sub Programme	Key Outcome	Baseline 2017	Key Performance Indicators	Planned Targets					
				Yr 1	Yr 2	Yr 3	Yr 4	Yr 5	Budget
Programme 1: Disease Control									
Objective: To safeguard Animal and Human Health									
Outcome: Improved Livestock Health									
SP 1.1: Disease prevention	Reduced disease incidences	60%	% reduction in preventable disease incidences in livestock	15%	25%	30%	40%	50%	
Vector control	Reduced infestation of Pest and Parasites	30% control	% reduction in vector borne diseases in livestock	36%	42%	48%	54%	60%	
Clinical and laboratory services	Improved livestock heath	50% response to reported cases	Proportion of resolved livestock disease cases	50%	60%	70%	80%	85%	**350.5 M**
Disease surveillance	Increased awareness of disease status	5%	% increase in proportion of livestock farmers saving their animals from diseases	15%	35%	40%	60%	85%	
Programme 2: Promotion of Market Access									

Programme/ Sub Programme	Key Outcome	Baseline 2017	Key Performance Indicators	Planned Targets					
				Yr 1	Yr 2	Yr 3	Yr 4	Yr 5	Budget
Objective: Increase the volume and quantity of livestock products traded									
Outcome: Improved livestock and livestock products earnings									
Livestock identification, traceability and data base	Improved livestock record keeping	10%	% increase in number of animals saved from drought and/or diseases	20%	30%	50%	70%	100%	**20M**
Hides and skins improvement and leather development	Increased production of quality (grade 1) hide and skin products	1.5M	% increase in amount of money earned from hides and skins cess	22%	24%	26%	28%	30%	**75M**
Research linkages with institutions on livestock diseases	Appropriate livestock husbandry technologies	20%	% increase number of livestock buyers visiting and buying livestock from Isiolo town livestock market	30%	50%	65%	85%	100%	**5M**
Programme 3: Veterinary Quality Assurance									
Objective: Increase access to local and international livestock and livestock products markets									
Outcome: Compliance with set standards for livestock products production and trading									
Veterinary public health	Minimized incidences of zoonotic diseases	5% incidences	% reduction in the incidences of zoonotic diseases	50%	60%	70%	80%	100%	**10M**
								Veterinary Services Sub-total	**455.5M**

Fisheries Sub Sector

Programme 1: Fisheries Development and Management									
Objective: To maximize the contribution of fisheries and aquaculture to poverty reduction, food and nutrition security, employment and wealth creation									
Outcome: Increased food & nutrition security and income levels of small holder farmers									
programmee/ Sub Programme	**Key Outcome**	**Baseline 2017**	**Key performance Indicators**	**Planned Targets**					
				Yr 1	**Yr 2**	**Yr 3**	**Yr 4**	**Yr 5**	**Budget**
Programme 1: Fisheries Development and Management									
Objective: To maximize the contribution of fisheries and aquaculture to poverty reduction, food and nutrition security, employment and wealth creation									
Outcome: Increased food security and income levels of small holder farmers									
Aquaculture Development	Increased fish production in the County	1.6 Metric tons	Cumulative % increase in metric tonnes of fish produced by fish farmers	5%	10%	15%	20%	25%	30M

Management and Development of Capture Fisheries	Increased fish capture from riverine sources	34.6 Metric tons	% increase in Metric tonnes of fish sold from riverine fish capture	10%	20%	30%	40%	50%	20M
Fish Safety Assurance, Value Addition and Marketing	Increased fisheries commercialization	20	% increase in amount of fish produced by the fishery sector in the county	25%	32%	38%	45%	50%	10M
Fisheries legal frame work	Regulated fishery sub-sector	10%	Proportion of obtained fish using safe harvesting methods	50%	60%	70%	90%	100%	15m
								Fisheries sub-total	**75M**

Agriculture, Livestock, Veterinary & Fisheries Services Administration

Programme/Sub Programme	Key Outcome	Baseline 2017	Key performance Indicators	Planned Targets					
				Yr 1	Yr 2	Yr 3	Yr 4	Yr 5	Budget
Programme 1: Administrative, Planning and Support Services									
Objective: To improve institutional capacity									
Outcome: Efficient and effective service delivery									
Human capital development and management	Improved sector work performance	50%	Proportion of citizens satisfied with county staff service delivery	60%	70%	80%	90%	95%	50M
Staff -infrastructural development	Satisfactory service delivery	50%	Proportion of staff generating satisfactory outcomes in plans	60%	70%	80%	90%	95%	
Sector coordination & partnerships	Strengthened partnerships	2%	% increase in amount of development budget funded by partners	2%	4%	6%	8%	10%	50M
Monitoring, evaluation & learning	Increased staff efficiency	50%	% adherence to plans in the implementation of programmes	55%	60%	70%	80%	90%	20M
Formulation and domestication of policies, laws and regulations	Enhanced harmony in the work placed	50%	% Proportion of internal conflicts successfully resolved	55%	60%	70%	80%	90%	20M

4.4.1.2 Agriculture, Livestock & Fisheries Cross-Sectoral Implementation Considerations

Programme Name	Sector	Cross-sector Impact		Measures to Harness or Mitigate the Impact
		Synergies	Adverse impact	
Crop production and management	Agriculture and water, Finance and security	Efficient water and land use	soil erosion and conflict over resources Irrigation	Incorporation of agro forestry; Increased forest cover Public education; and awareness creation
Enterprise Development and Value Addition	Agriculture, water and NRM, Trade, Finance	sustainable land use	Increased greenhouse gasses emission from livestock Abattoir	Bio-filtration systems in place
Disease control	Livestock, Trade, Finance, Tourism and	Value addition Improved	Interference with wildlife	provision of wildlife migration corridor

Programme Name	Sector	Cross-sector Impact		Measures to Harness or Mitigate the Impact
		Synergies	Adverse impact	
	wildlife ,physical planning	livestock trade Integrated Natural resources management	migration due to fencing of Disease Free Zone(DFZ)	creation of an inter-agency working mechanism
Promotion of Market Access	Livestock and trade, Finance and development agencies, Environment, water resources and services	Value Addition	Chemical Pollution from the Tannery	Industrial waste management
Administration, planning and support services	Human Resources and Treasury CPSB National government	Trained and well equipped personnel	Scarce resources on highly completive needs	Adoption of and embracing modern technology

4.4.2. Water, Sanitation, Energy, Environment, Natural Resource and Climate Change

Introduction

The sector is composed of Water, Environment, Natural Resources, Energy and Climate Change sub sectors.

Vision

A vibrant county free of water crisis, green energy sufficient, adaptive to climate change, sustainably utilizing environment and its natural resources

Mission

To facilitate and promote sustainable utilization and management of water, energy, environment and natural resources for socio-economic development

Sector Goal

Sustainable development in a clean and secure environment

4.4.2.1 Sector/subsector Development needs, Priorities and Strategies

Sub-sector	Development needs	Priorities	Strategies
Water and sanitation	- Increase coverage and access to safe water in urban and rural areas	- Strengthen synergies in integrated water resources management - Increase water sourcing and storage capacity - Expand the water distribution network - Expand the water treatment capacity - Strengthen rural water supply governance	- Enact county water and sanitation laws and policies - Support integrated water resources management - Carry out comprehensive water resources mapping - Develop long term county water master plan - Detailed feasibility studies into appropriate water technologies - Construct dams, boreholes, water pans, sand dams, wells, rock catchments and springs - Construct storage facilities - Install water metering devices - Install de-salination plants - Establish water treatment facilities - Rehabilitate water supplies - Install Solar pumping systems - Develop new and extend water distribution systems
	- Increased sanitation services in urban and rural areas	- Expand sanitation facilities - Expand the sewerage distribution network - Expand the waste water treatment capacity	- Construct sewerage treatment pond - Lay and extend sewer pipes - Construct ablution blocks - Construct pit latrine and bathrooms at all water points

Energy, Environment, Natural Resources and Climate Change

Sub-sector	Development needs	Priorities	Potential Strategic Policy Thrust
Energy Environment, Natural Resources & Climate	- Increase access to energy services	- Increase renewable energy sources	- Install Solar systems - Construct Biogas systems - Provide energy saving Jikos - Install solar street lights - Install rural lighting solar mini-grids

Sub-sector	Development needs	Priorities	Potential Strategic Policy Thrust
Change	- Improve protection and conservation of the environment	- Reduce environmental degradation - Strengthen natural resources management - Improve vegetation cover - Reduce environmental pollution	- Planting of trees - Rehabilitation of degraded areas - Gabion construction - Trainings on environmental protection & Natural Resources Management - Fencing of cemeteries - Reseeding rangelands - Control of invasive species - Establish hygienic solid waste disposal systems - Formulation of policies and legislation on waste management
	- Reduce adverse effects of Climate change	- Strengthen Climate resilient livelihoods	- Enactment of County Climate Change and Adaptation Fund bill to establish the Climate Change and Adaptation Fund - Develop climate proofing projects

Table 29: Water, Sanitation, Energy, Environment and Natural Resource Sector Programmes

Programme/Sub Programme	Key Outcome	Baseline (2017)	Key Performance Indicators	Planned Targets					
				Yr 1	Yr 2	Yr 3	Yr 4	Yr 5	Budget
Programme 1: Water supply and storage services									
Objective: Strengthen sustainable water resource management, supply and sanitation services that enhance accessibility to clean safe and affordable water									
Outcome: Sustainable and effective water resources services delivery									
Water Resources Management	Improved access to water from existing sources for all uses	30%	% increase in population using ground water sources	40	45	50	55	60	**28.865B**
		30%	% increase in population using surface water sources	35	40	45	50	55	
	Improved management of flood and storm water	10	Number of flood control hotspots mapped and storm water controlled	20	40	60	80	100	
	Improved protection of water catchments	2	Number of water catchments protected	3	4	5	6	10	
	Increased stakeholder engagement forums in trans-boundary water management	0	Number of inter and intra county forums in trans-boundary water management	1	2	3	4	5	
Urban water supply and storage services	Increased access to clean and safe drinking water in Urban areas	60%	% of increase in urban population accessing clean and safe drinking water	60	65	70	75	80	**445M**
Rural water supply and storage services	Increased access to portable water in rural areas, schools and health facilities	37%	Proportion of rural population using safe drinking water	40%	47%	52%	58%	65%	**750M**
Water for Livestock	Increased access to safe water for livestock use	8,476 m^3/day	Proportion in volumes of water for livestock use per day in m^3/day/year	9,000	9,200	9,500	9,700	9,900	**200M**
		30 km	Reduced livestock trekking distance in km to water sources	25	20	15	10	5	**160M**
Water Governance	Improved management of water sector governance	0	Number of functional water management committees in place	1	3	3	3	3	**287M**
Programme 1 Sub-Total									**30.97B**
Programmed 2: Sanitation services development and management									
Objective: Enhance citizens health through the provision of effective sanitation systems									
Outcome: Reduced water-borne diseases									

Programme/Sub Programme	Key Outcome	Baseline (2017)	Key Performance Indicators	Planned Targets					
				Yr 1	Yr 2	Yr 3	Yr 4	Yr 5	Budget
Urban Sewerage Services	Increased access to sanitation services in the Urban areas	1,100 HHs covered	Number of HHs accessing the Isiolo town sewer network	1,100	1,500	2,100	2,800	3,500	**1.180B**
Rural sanitation Services	Increased access to sanitation facilities and services in the rural areas	30%	Proportion of households with access to individual or shared toilet facilities	40%	47%	52%	58%	65%	**60M**
Programme 2 Sub-total									**1.240B**
Programme 3: Energy and Climate Change									
Objective: To enhance access to climate friendly and reliable energy that is responsive to climate change drivers while also promoting economic growth									
Outcome: access to environmentally sound and affordable energy									
Energy supply	Increased access to renewable energy	5%	Proportion of households accessing renewable energy	5%	10%	15%	20%	25%	**959M**
	Reduced energy costs	5%	Proportion of households accessing energy saving cooking fuels and facilities	5%	10%	15%	20%	25%	**1.154B**
Climate Change adaptation and mitigation	Increased response to global warming and climate change	1%	Proportion of farmers adopting climate SMART agricultural practises	10%	13%	24%	30%	35%	**500M**
	Preparedness to combat natural and man-made disasters	1%	Proportion of citizens aware and taking responsive action to move away from flood prone and other disaster hot spots	10%	20%	30%	35%	45%	**200M**
Sub-total									**3,726B**
Programme 4: Environment and Natural resources									
Objective: Improved protection and conservation of the environment through efficient and sustainable use of natural resources									
Outcome: Provision of clean and healthy environment through sustainable utilization of natural resource base									
Environmental protection	Enhanced ecosystem productivity and sustainability	0%	Proportion of previously degraded land restored to productive ecosystems	10%	12%	18%	24%	30%	**90M**
	Improved natural resource management and conservation	1%	% increase in forest and vegetation cover	2%	5%	10%	15%	20%	**105M**
Environmental conservation	Reduced desertification	70%	Percentage reduction in processes of natural resource degradation across the county	10%	20%	30%	40%	50%	**135M**
Solid waste management	Improved solid waste management and pollution control	100%	% annual reduction in solid waste pollution	10%	25%	40%	65%	80%	**161M**
Sub-total									**439M**

Programme/Sub Programme	Key Outcome	Baseline (2017)	Key Performance Indicators	Planned Targets					
				Yr 1	Yr 2	Yr 3	Yr 4	Yr 5	Budget
Total									**4,660M**

4.4.2.2 Water, Sanitation, Energy, Environment, Natural Resource and Climate Change Cross-Sectoral Implementation Considerations

Programme Name	Sector	Cross-sector Impact		Measures to Harness or Mitigate the Impact
		Synergies	Adverse impact	
Water supply and storage services	Water, Environment & Natural Resources	Integrated water resources management by State & Non-State Actors	Unsustainable water resources exploitation, use and management Reducing water sources Water resources conflicts	Integrated water resources management Integrated trans-boundary water resources use and management
	Water, Agriculture, Irrigation, Livestock	Inter-sectoral projects in Water, Agriculture, Irrigation, Livestock	Lack/Insufficient water for livestock and irrigation use	Development of water for livestock use Development of water for irrigation use
Sanitation services development and management	Water, Health, Livestock	Coordinated WASH actors in Urban water supply development	Poor health /increase in water borne diseases Lack of safe clean water for all purposes Unmet universal access	Development of clean and safe water supply and sewerage services for the County Strengthen Urban water supply services Restructure rural water supply service providers
Energy and Climate Change	Environment, NDMA, All other Govt MDAs	All sectors – Cross cutting	Lack of climate change fund Poor green energy technological development uptake Non- climate proofing projects	Climate change proofing in development Research and studies on climate change and awareness raising Enhancement of uptake of green energy technologies and solutions
Environment and Natural Resources	Environment, NDMA, Livestock, Agriculture	All sectors in environment and natural resouces	Unsustainable environment and natural resources use and exploitation	Integrated Environment & Natural Resources Management, Protection and conservation Compliance to Environmental laws Safe disposal of all wastes

4.4.3 Health Services

The sector comprises of the following sub-sectors/ divisions:

a) Curative and rehabilitative services
b) Preventive and Promotive health
c) Administration and operations
d) Planning, budgeting, coordination and M&E

Vision

A healthy and prosperous community

Mission

To provide quality healthcare services that is accessible, equitable and sustainable to the population of Isiolo County and beyond

Goal

Better health in a responsive manner

4.4.3.1 Health Sector Development Needs, Priorities and Strategies 2018-2022

Sector/ Sub-sector	Development needs	Priorities	Strategies
Health Service	Expansion of health services by improving access to health by provision of affordable quality health care services	- Health financing - Health leadership and governance - Health products & technologies - Health information - Health workforce - Service Delivery Systems - Health Infrastructure	- Health cost sharing to be ploughed back to health facilities; - Upgrading of the existing facilities to offer expanded services - Provision of affordable and accessible health care services to all by provision of essential commodities, personnel, infrastructure and necessary infrastructures

Table 30: Health Services Programmes

Programme/ Sub Programme	Key Outcome	Baseline 2017	Key performance Indicators	Planned Targets					
				Yr1	Yr2	Yr3	Yr4	Yr5	Budget
Programme Name 1: General Administration, Planning and Support Services									
Objective: To improve health care service delivery									
Outcome: 1. Improve service delivery and provide supportive function to the county health sector and strengthen collaboration with health-related sectors									
Human Resource Management	Improved staff competency	30	Level of coverage of essential health services including reproductive, maternal, newborn and child health, infectious diseases, non-communicable diseases and service capacity and access, among the general public in the county	30	50	70	90	100	1B
		100	Number of health staff overseeing health operations and contributing to reduced epidemics of AIDS, tuberculosis, Malaria, hepatitis, water-borne diseases and other communicable diseases	130	150	170	190	200	
	Appropriate and equitably distributed health workers	0	Proportion of health facilities in the county with recommended staffing as per the national norms & standards	5%	10%	15%	20%	25%	
	Attraction and retention of health workers	70%	(%) Retention Rate of health professional workers	75%	80%	85%	90%	90%	
	Improved employee performance	0%	Proportion of health professionals and staff being evaluated under performance contracting terms of engagement	50%	80%	100%	100%	100%	
		68%	% increase in employer satisfaction with staff delivery in the health sector	10%	20%	30%	40%	50%	
Health Facility support	Improved service delivery at the health facilities	26	Proportion of health facilities in the county reporting least complaints from citizens	80%	85%	90%	95%	95%	100M
Monitoring and evaluation	Improved compliance with the standard operating procedures (SOPs) in the health sector	40%	Level compliance with Standard Operating Procedures (SOPs) in the health sector	50%	60%	70%	85%	100%	100M
Health Management Informative	Efficiency in Service Delivery	0	Number of health facilities benefiting from and utilizing operational electronic medical records (EMRs)	1	1	2	2	3	80M

Programme/ Sub Programme	Key Outcome	Baseline 2017	Key performance Indicators	Planned Targets					
				Yr1	Yr2	Yr3	Yr4	Yr5	Budget
System									
Quality Assurance &Standards	Improved Quality Of Health Services	5	Number of health facilities benefiting from Quality Improvement Teams (QITS) and Work Improvement Teams (WITS)	15	30	40	46	50	85M
			Number of health facilities meeting medical ISO standards	15	30	40	46	50	
Programme Name: Curative and Rehabilitative Health Services									
Objective: Provide essential health services									
Outcomes: Reduced morbidity and mortality and improved access to health services									
Curative, and Rehabilitative Health services		11.7/1000	Annual % reduction in deaths (per 1,000 persons) - Crude mortality	11.0/1000	10.5/1000	10.0/1000	9.5/1000	9.0/1000	600M
		31/1000	Annual % reduction in Neonatal Mortality Rate (per 1,000 births)	28/1000	25/1000	22/1000	19/1000	16/1000	
		43/1000	Annual % reduction in Infant Mortality Rate (per 1,000 births)	40/1000	37/1000	34/1000	31/1000	28/1000	
		56/1000	Annual % reduction in Under 5 Mortality Rate (per 1,000 births)	51/1000	46/1000	41/1000	36/1000	31/1000	
		790/100000	Annual % reduction in Maternal Mortality Rate (per 100,000 births)	700/100000	600/100000	500/100000	400/100000	300/100000	
		12.8/1000	Annual % reduction in Adult Mortality Rate (per 100,000 births)	12.0/1000	11.5/1000	11.0/1000	10.5/1000	10.0/1000	
Pharmaceutical and Non-pharmaceutical commodities	Reduced disease burden to all	60 days	Reduction in number of days that Essential Medicines and Medical Supplies are out of stock (EMMS) – days per month	7	5	0	0	0	1.05B
Diagnostic services	Increase in access to diagnostic services	50%	% annual increase in patients receiving diagnostic services	55%	62%	69%	75%	80%	340M
Specialized medical services	Increase access to specialized treatment services	250 persons/ Week (0.1%)	Percentage increase in clients receiving specialized services	0.3%	0.5%	0.7%	0.9%	1.1%	1.13M
Rehabilitative Services	Improved health status	172 (20%)	Proportion of persons recovering from substance abuse	40%	50%	60%	70%	90%	630M

Programme/ Sub Programme	Key Outcome	Baseline 2017	Key performance Indicators			Planned Targets					
						Yr1	Yr2	Yr3	Yr4	Yr5	Budget
		172 (20%)	Proportion of persons adhering to treatment for rehabilitative services	50%	60%	70%		80%		90%	
		16,614(30%)	Proportion of persons restored to normalcy through physiotherapy	40%	55%	60%		70%		80%	
Programme Name: Preventive and Promotive Health Services											
Objective: Enhance essential health services provision while reducing the burden of violence and injuries											
Outcome: Reduced morbidity and mortality and improved access to health services											
Primary health care	Increased health care coverage	0%	Proportion of households enrolled for universal health-care services pilot programme			100%	100%	100%	100%	100%	6.306B
		11%	% of households with NHIF cover accessing several Health Facilities			70%	80%	90%	100%	100%	
	Improved nutritional status of children and adults	18.2%	% of children <5yrs wasted.			17.3	16	14	13	10	70M
		20.9%	% of children <5yrs underweight			20	19.8	19.4	19.0	18.8	
		12%	% of infants <6M on EBF			25%	30	38	45	50	
		1.3%	% of pregnant women receiving iron foliate at least 90 days			10	24	27	34	40	
		21.6%	% of <5yrs stunted			17	16.8	16.2	15.6	15	
Communicable diseases control	Reduced incidences of communicable diseases	67%	Proportion of fully immunized children in the county			75%	85%	90%	90%	90%	400M
		30%	Proportion of affected population receiving mass drug administration (MDA) for schistosomiasis			50%	60%	70%	80%	90%	
		627	Proportion of TB patients completing treatment			85%	85%	85%	85%	85%	
		70%	Proportion of HIV+ pregnant mothers receiving preventive ARV's			85%	95%	100%	100%	100%	
		64%	Proportion of eligible HIV patents on ARV's			100%	100%	100%	100%	100%	
		16%	Proportion of Mother to Child Transmission of HIV			10%	5%	3%	2%	1%	
		18%	Proportion of HIV + patients attaining WHO standards of viral suppression			25%	35%	45%	55%	60%	
		3,665 (55%)	Proportion of children under 1 year provided with long-lasting insecticide treated nets (LLITN's)			60%	70%	80%	90%	96%	
		4,630 (67%)	Proportion pregnant women provided with long-lasting insecticide treated nets (LLITN's)			75%	85%	90%	95%	95%	
		4.3%	Proportion of malaria patients treated and discharged			60%	70%	80%	85%	95%	
		Not known	Proportion of tuberculosis patients treated and discharged			40%	50%	60%	70%	80%	
		Not known	Proportion of hepatitis B patients treated and discharged			40%	50%	60%	70%	80%	

Programme/ Sub Programme	Key Outcome	Baseline 2017	Key performance Indicators	Planned Targets					
				Yr1	Yr2	Yr3	Yr4	Yr5	Budget
		8,862 (29%)	Proportion of under 5's treated for diarrhea	70%	80%	90%	90%	95%	
		25,139 (33%)	Proportion of School age children dewormed	40%	45%	50%	60%	70%	
		0	Proportion of couples covered with annual supply of condoms	40%	50%	60%	60%	70%	
Non-communicable diseases and injuries	Reduced incidences of communicable diseases	2%	% reduction in proportion of adult population with body mass above the (BMI) index of 25 (Obesity)	1%	0.5%	0.2%	0.2%	0.2%	138M
		0.5%	Proportion of women of Reproductive age screened for Cervical cancers	20%	30%	40%	50%	%	
		195 (0.1%)	Proportion of patients with mental health conditions attended to	0.5%	1.0%	1.5%	2.0%	2.5%	
		1,729 (0.5%)	Proportion of patients with high blood pressure attended to	2%	4%	6%	8%	10%	
		17 (0.01)	Proportion of cancer patients attended to and receiving treatment	0.05%	0.075 %	0.1%	0.125 %	0.15 %	
		391 (0.13)	Proportion of patients with diabetes attended to	0.5%	1.0%	1.5%	2.0%	2.5%	
Sanitation and Environmental health	Minimized risk of exposure to water-borne diseases	78%	Proportion of households with latrines	20%	20%	20%	20%	20%	203M
		46%	% reduction of occupational diseases URTI Outbreaks	40	38	32	30	26	
		54%	% annual reduction of population at risk to waterborne diseases	10%	10%	10%	10%	10%	
		45%	Proportion schools with adequate sanitation	50%	54%	60%	74%	90%	
		1	number of Health facilities with operational modern incinerators/ Burning chambers	5	10	15	20	25	
Family & Reproductive Health	Improved reproductive and maternal health	50%	% of deliveries conducted by skilled attendants	60%	70%	80%	90%	95%	320M
		31.5%	proportion of women of Reproductive age receiving family planning drugs	35%	38%	40%	45%	50%	
		10.3%	% reduction of maternal deaths (per 100,000 live births)	0.25%	0.22%	0.20%	0.15%	0.00 %	
		22 (0.1%)	% reduction of under five deaths (per 1,000 under 5 outpatients)	40%	50%	60%	70%	8%	
		231(5.3%)	% cumulative decline of new-born children with low birth weight	5%	10%	15%	20%	25%	
		51(1.2%)	% cumulative decline in fresh still births (per 1,000 live births)	40%	55%	68%	80%	90%	
		3,043(46%)	% cumulative increase in number of pregnant women attending 4 ANC visits	60%	70%	80%	90%	95%	
		1,335(20%)	% Cumulative increase in number of mothers attending PNC visits	30%	40%	60%	80%	100%	
		14,138 (10%)	% increase in number of infants under 6 months on exclusive breastfeeding	20%	25%	30%	40%	50%	
		20%	% of pregnant women receiving iron foliate at least 90 days	50%	60%	70%	80%	90%	
		2,412 (20%)	% of children aged 6-59 months receiving Vitamin A twice a year	100%	100%	100%	100%	100%	
Healthy leaving awareness and promotion		50%	cumulative % of new schools reached with health promotion messages	52%	57%	63%	70%	80%	50M
		1%	Proportion of citizens screened for cancer, diabetes and hypertension	30%	40%	60%	70%	80%	
		40%	Proportion of HHs reached with health promotion (HP) messages.	50%	50%	50%	50%	50%	
Emergency	Improved	180 mins	Time taken by ambulance services to respond to emergencies (minutes)	120	100mi	85	70min	55	150M

Programme/ Sub Programme	Key Outcome	Baseline 2017	Key performance Indicators	Planned Targets					
				Yr1	Yr2	Yr3	Yr4	Yr5	Budget
preparedness and response	response time to emergencies			mins	ns	mins	s	mins	

4.4.2.2 Health Services: Cross-Sectoral Implementation Considerations

Programme Name	Sector	Cross-sector Impact		Measures to Harness or Mitigate the Impact
		Synergies	Adverse impact	
Preventive and Promotive Health Services	All Sectors	Departmental budgetary allocation for HIV prevention Advocacy on HIV/ AIDS	Stigma	Provision of IEC materials on HIV prevention to all County departments Dissemination of the HIV & AIDS plan(2015/16-18/19)
	Environment, Public works	Unclogging of drains Reclamation of quarries	Flooding due to clogged drains	Technical support from the dept. public works and
	Public Works and Infrastructure Sports	Available &Well designed walkways	Increased prevalence of injuries and lifestyle diseases	All roads to have well designed and lit pathways to encourage Set aside areas for
	Water and Environment	Water treatment	Unsafe and contaminated water leading to outbreak of diseases	Provision of water treatment supplies Inspection of premises that sell food and water

4.4.4. Lands, Physical Planning, Roads, Works and Urban Development

The Sector comprises of three sub sectors:

a) Lands and Physical Planning

b) Roads and Public Works

c) Housing and Urban development.

Vision

A well planned highly connected and accessible territory with secure tenure for land and properties.

Mission

To promote efficient administration and management of land and facilitate access and interconnectivity for sustainable economic development

Goal

To have a properly planned county and urban spaces with smooth connectivity in access for the rural and urban areas

Sector/ Sub-sector	Development needs	Priorities	Strategies
Lands & Physical Planning	The need to have a comprehensive land management plan to support urban development and proper land use in the county.	Strengthen land management and urban development by establishing County Land Control Boards, Isiolo Municipality Management Board and village dispute resolution committees to help resolve existing issues and challenges. Increase human resources and financing for the Lands sector to help address and tackle the identified bottlenecks and barriers of growth. Create public engagement platforms, and from these, conduct mobile periodic land clinics in various parts of Isiolo town and other urban areas to create awareness of projects for ownership by members of the public.	- The county to prepare its first County Spatial Plan that presents its spatial configuration as well as update/review local physical development plans for urban centers. - Increase access to land titles by developing land cadasters for registration - Update, Improve & digitize land records to improve storage, ease of access & retrieval and reduce damage. - Establish partnerships with stakeholders in planning, plan implementation and dispute resolution. - Improve its capacity by purchasing strategic equipment and tools as well as recruiting staff. - Develop digital land information system to ease & promote equal access - Establish & enhance institutional capacities of boards and committees. - Reduce land conflict through comprehensive planning, survey and proper record management - Prepare County Spatial Plan

Sector/ Sub-sector	Development needs	Priorities	Strategies
			- Conduct cadastral Surveys leading up to land registration (Titling). - To conduct cadastral surveys to establish land cadaster for land registration - Prepare/Update Local Physical Development Plans - Update all land records, Scan & digitizing manual records -
Roads and infrastructure	Provision of quality access services and enable connectivity within the county	- Provide sufficient funding for the Roads and Infrastructure Sector to ensure the construction of sufficient roads and infrastructure that support all the other sectors of the County. - Construct new roads and improving existing ones.	- Increase access and connectivity through additional road network coverage. - Increase mobility and reduce travel time by upgrading existing roads to all weather roads.
Works & urban development	Institute habitable urban areas with quality urban services that enhance quality living standards.	- Increase connectivity by completing major bridges in: Gotu, Kubi Qalo, Ngare Ndare - Improve rural accessibility by opening up/constructing new roads. - Improve standards of existing road networks by upgrading them to paved/bitumen level - Carryout adequate lighting and storm water drainage particularly in urban areas. - Recruit road engineers and other technical staff - Purchase plants and machines for road works. - Prepare & implement integrated urban development plans for key urban centers. - Develop institutional structures for urban governance	- Invest in public works focusing on lighting of streets and other public spaces, storm water drainage control and other works. - Establish & enhance institutional capacity for service delivery by recruiting staff and purchase plants and machines. - Prepare and implement an urban development policy. - Actively encourage public participation in urban management and develop institutions to facilitate the same.

Lands Sub Sector

Programme/ Sub Programme	Key Outcome	Baseline 2017	Key performance Indicators	Planned Targets					
				Yr 1	Yr 2	Yr 3	Yr 4	Yr 5	Budget
Programme Name: Land Survey and land use planning									
Objective: To have well planned and organized spaces with clearly defined land uses and boundaries									
Outcome: Properly planned towns & rural areas with secure land tenure									
County Spatial Planning	Optimal utilization of land	None	Completed spatial plan	1	0	0	0	0	200M

Local Physical Development Plans (LPDP)	Enhanced access to County urban services	5%	% Increase in the amount of tax collected from land rates and land related services	10%	20%	30%	35%	40%	150M
Land Survey and Registration	Improved security of land tenure	300	Number of land parcels registered by the county	900	1,500	2,000	3,000	3,500	315M
Total Programme Cost									**665M**
Programme Name: Land Information Management and General Administration									
Objective: Increase efficiency in land management									
Outcome: Lower duration and costs of accessing land services									
Development of a digital land management system	Quick and easy access to land records	6 months	length of time taken to process land queries and related matters	5	4	3	1	1	15M
General administration	Adequate and well-equipped office space and well-trained staff	7 office spaces	Level of satisfaction of the employer/Governor with staff service delivery	50%	50%	60%	70%	80%	100M
Total Programme Cost									**115M**
SUB-SECTOR TOTALS									**780 M**

Roads and Infrastructure Sub Sector Programmes

Programme/Sub Programme	Key Outcome	Baseline 2017	Key performance Indicators	Planned Targets					
				Yr 1	Yr 2	Yr 3	Yr 4	Yr 5	Budget
Programme Name: Road improvement, accessibility, Logistic and connectivity									
Objective: To improve accessibility and movement in the county									
Outcome: Improved Mobility and Reduced Travel Time									
Construction of new Roads to paved standards	Reduced transport and maintenance costs	42km	Number Km of new roads paved and in use	60km	90km	130km	160km	300km	8.6B
		30% of trade value	% average reduction in transportation cost of traded goods by trucks per km per year	25%	15%	10%	10%	5%	
Maintenance of roads	Increased efficiency travelling between two locations with good roads in all seasons	55%	Average % of roads accessible during wet seasons	60%	65%	70%	75%	80%	1.03B
Construction of bridges and drifts	Increased accessibility and connectivity	3 Days	Number of Days taken to deliver goods from the countryside to Isiolo Town during rainy season	2 Bridges	1 Bridge	1 Bridge	1 Bridge	1 Bridge	1.127B
Upgrading existing roads	Better standards of roads	750 km	% increase in the quality of the roads	20%	25%	30%	40%	50%	729M
Total Programme Cost									**11.475B**
Programme Name: General Administration, Planning and Support Services									
Objective: To improve Coordination and Service Delivery									
Outcome: Efficient service delivery									
Improve Departmental Capacity									18M
	Improved inter-departmental coordination	70%	Rate of compliance with regulations and standards by the citizens of the County	100	100	100	100	100	
		0	% reduction in projects duplication	80	90	100	100	100	
Monitoring and evaluation of road projects	Improve usage of road projects funds and quality of the roads	None	% drop in wastages of road funds	10%	15%	20%	25%	30%	30 M

Programme/Sub Programme	Key Outcome	Baseline 2017	Key performance Indicators	Planned Targets					
				Yr 1	Yr 2	Yr 3	Yr 4	Yr 5	Budget
Total Programme Cost									**48M**
Subsector Total Cost									**11,523 B**
Programme Name: Public Works Improvement									
Objective: To improve drainage, street lighting and other Public Works									
Outcome: Improved public safety Outcome: Improved public safety									
Street Lighting	Properly lit streets in urban spaces	5.5km	Length of streets with operational street lights and new poles.	5	7	8	10	12	600M
		17 High Masts Flood lights	Number of high mast flood lights	5	6	7	8	9	
Storm Water Management	Minimized storm water flooding	1.5 Km	% reduction in damage to road & public utilities during rain seasons in urban areas	1.4 Km	1.4 KM	1.4 KM	1.4 Km	1.4 Km	200M
Transport and mechanical services	Improved management of County Transport	1M per year	% increase in satisfaction by other departments of county transport sector services	10%	20%	40%	50%	60%	260M
Design, implementation, monitoring, evaluation and handing over public projects	Improved usage of public fund	180 completion certificates	% reduction in wastage of resources in implementation of public projects	10%	20%	25%	35%	40%	10M
Total Programme Cost									**1.07 B**
Programme Name: Housing and Urban Development									
Objective: Improve living standards and livelihoods of people living and working in slums and informal settlement in urban areas in Isiolo									
Outcome: Provision of socio-economic facilities and better and affordable housing for people residing in slums and informal settlements									
Housing development and management	Quality Housing Units	None	Number of new housing units occupied	50 units	50 units	50 units	50 units	50 Units	300 M

Programme/Sub Programme	Key Outcome	Baseline 2017	Key performance Indicators	Planned Targets					
				Yr 1	Yr 2	Yr 3	Yr 4	Yr 5	Budget
Urban Physical and Social Infrastructure management and Development	quality urban social amenities	None	% increase in the number of operational and utilized social amenities per settlement (i.e., electricity, proper drainage systems, standard roads and proper landscaping, etc.)	10%	20%	25%	25%	20%	375 M
Urban Area development and Management	Provision of quality urban services	None	% decrease in the time taken to acquire urban services	10%	15%	20%	30%	35%	184 M
Total Programme Cost									**859 M**
Grand Total (Subsector)									**1.929 B**

4.4.4.2 Lands, Physical Planning, Roads, Works and Urban Development Cross-Sectorial Implementation Considerations

Programme Name	Sector	Cross-sector Impact		Measures to Harness or Mitigate the Impact
		Synergies	**Adverse impact**	
Spatial Planning and Land Survey	Roads, Environment and Natural resources, Agriculture and Livestock, tourism	There is need for the other sectors to provide non-spatial data sets that when integrated with spatial data and analysed develops a proper County Spatial Plan.	Without proper data input from the other sectors it would be very difficult preparing the county spatial plan.	Promote and highlight the importance of the County Spatial Plan and need for a County Spatial Plan as both a legal requirement and for proper planning.
		Land survey provides a logical and ordered arrangement of all individual sector infrastructure and features in space making accessing each easy and rational. Each public or private sector activity, feature and structure that is erected on a piece of land is therefore directly affected by land survey. Well defined boundaries of plots adjoining roads reserves will minimize encroachment on these roads.	When land boundaries are not clearly demarcated incidences of land grabbing and encroachment on public utilities and resources will be high.	Conduct cadastral surveys to establish property boundaries.
Road improvement, accessibility, Logistic and connectivity	Health, Agriculture and Livestock, Tourism.	Properly planned roads are the key to unlocking socio-economic potential of an area by facilitating faster provision of socio-economic services e.g., access to hospitals, markets, game parks, national reserves and community conservancies, etc. Prioritization should be done in selecting locations for roads to reap maximum benefits to individual sectors needing the roads and utility infrastructure. It is also important for the department to liaise with National Road agencies e.g., KeRRA to harmonize projects and ensure maximum utilization of resources	Poorly planned roads will eventually limit the socio-economic potential of Isiolo County.	A programme has been proposed in the roads subsector in this CIDP seeking cooperation with the various stakeholders in interpreting roads feasibility studies.

4.4.5 Tourism,wildlife promotion and development, Trade, Cooperative, Industry and Enterprise Development

4.4.5.1 Introduction and Composition

This sector comprises five sub sectors namely:

a) Tourism & wildlife
b) Trade
c) Cooperative
d) Industrialization
e) Enterprise Development.

The sector is a key contributor to economic growth of the country as reflected by its revenue contribution share. The sector plays a key role in accelerating economic growth, employment creation, poverty reduction and industrial development. The Sector plays a significant role towards achievement of the Vision 2030 goals which aims at achieving an average economic growth rate of 10% per annum and sustaining it till 2030. The third MTP of the Kenya Vision 2030 has identified the sector as a priority sector under the economic pillar. The sector's gain will be achieved through:

- Transforming county into a top tourist destination hub in Kenya that offers a high-value, diverse and distinctive visitor experience;
- Promoting trade by strengthening economic partnerships with our neighbouring counties;
- Improving the overall environment for investment and doing business in the county;
- Strengthening cooperatives to enhance collective marketing, mobilization of financial resources and technological transfer; and
- Promoting industrial growth and enterprise development.

Vision

A prime tourism destination, a leading trade and investment centre and vibrant county with renowned cooperative movement

Mission

To develop, manage, promote, co-ordinate and implement integrated socio-economic policies and programmes for a sustainable tourism and economic investments for development.

Strategic Goals

The sector works towards achievement of the following strategic goals;

- Tourism promotion, and conservation for development
- Growth and development of commerce
- Savings and investment mobilization
- Employment creation
- Industrial and entrepreneurship development
- Cooperative development.

4.4.5.2 Development Needs, Priorities and Strategies

Sub sector	Development needs	Priority	Strategies
Tourism	- Increase in tourism earnings - Increase in tourists' arrivals - Community participation in tourism management - Increase in tourism investments - Increase in tourism ecological services - Increase in tourism products and their	- To strengthen tourism products and services in the county	- Develop and enact tourism and wildlife management policies - Develop community conservancies - Demarcate national game reserves boundaries - Rejuvenate collapsing tourism facilities - Rehabilitating tourism infrastructure and services - Employ more tourism services and support personnel - Enhance the surety in the game parks and national reserves - Construct new houses and rehabilitate the road networks

Sub sector	Development needs	Priority	Strategies
	security		- Install communication and security systems in the national reserves, community conservancies and game parks. - Purchase vehicles and other equipment needed for effective service provision - Train wildlife personnel and county staff to offer better and improved services
Wildlife	- Wildlife protection - Wildlife ecology conservation	- To strengthen wildlife protection and conserve biodiversity	- Demarcate and secure wildlife habitat boundaries - Arm and kit rangers to protect the wildlife - Install fences and secure gates
Trade	- Investments and wealth creation in the county	- To strengthen wealth creation in the county	- Open new and more market opportunities - Provide incentives to investors and entrepreneurs - Train local citizens in business and enterprise
Cooperatives	- Cooperative movement development - Research for improvement - Enhanced legal operating environment and compliance	- To strengthen the cooperative movement and thereby create more wealth and financial security in the county	- Increase the number of cooperative societies in the county - Increase the number of cooperative products in the county - Enhance compliance to cooperative rules and regulations
Industries	- Create industrial zones close to Isiolo town - Develop industrial parks	- To increase the industrializatio n of the county	- Demarcate industrial zones in the county - Enact and industrialization policy for the county - Map the sources of industrial raw materials - Promote and attract investors

Table 31:Tourism, Wildlife, Trade, Cooperative, Industry and Enterprise Development Sector Programmes

Tourism Sub Sector

Programme/Sub Programme	Key Outcome	Baseline 2017	Key performance Indicators	Planned Targets					
				Yr 1	Yr 2	Yr 3	Yr 4	Yr 5	Budget
Programme 1: Tourism Promotion and Development									
Objective: To increase tourists arrivals and earnings for the County's Economic Development									
Outcome: Increased Tourism Contribution to the County Economy									
Tourism promotion, investment and marketing	Increased tourists arrivals	20,000	% increase in number of tourists visiting the county per year	20%	20%	20%	20%	20%	**1.255B**
	Increased tourism income by the county	47 million	% annual increase in tourism earnings for the county	10%	10%	10%	10%	10%	
	Harmonized tourism and wildlife policy	1	Number of tourism policies in place and in use	1	1	1	1	1	
	Tourism spatial plan developed	70%	% annual reduction in the degradation and destruction of the ecological conditions of the natural habitats and wildlife ecologies in the county reserves and conservancies	10%	15%	20%	20%	30%	
	Improved planning of the county's national reserves	1	Number of operational game reserves management plans	1	2	3	-	-	
	Baseline information on assets, equipment, human resource and investments available	0	Number of monitoring and evaluations informing key decisions on game parks management	4	4	4	4	4	
	Tourism legal framework reviewed and developed	10%	Level of enforcement and utilization of the tourism, wildlife laws, rules, and regulations, etc. (i.e., low, medium, or high)	20%	40%	60%	80%	100%	
	Enhanced capacity of staff on tourism development and promotion	10%	% increase in the level of staff performance	20%	30%	50%	70%	100%	
Development and promotion of niche tourism products and services	Increased and diversified tourism products and services	0	Amount of new tourism incomes realized (Kshs)	2M	3M	4M	5M	6M	
	Branded tourism products and services	10	Level of county's national ranking as a tourism destination	8	7	6	5	4	
	Tourism products accessed locally and internationally	0	Number of new international markets accessed	2	4	6	8	10	
Tourism Infrastructure	Enhanced tourists comfort	2	Number of days spent per visit by individual tourists visiting the county	3	4	6	7	10	

Programme/Sub Programme	Key Outcome	Baseline 2017	Key performance Indicators	Planned Targets					
				Yr 1	Yr 2	Yr 3	Yr 4	Yr 5	Budget
Development	Isiolo elevated to a leading national tourism destination	0	Number of annual tourism events held in the county per year	2	2	2	2	2	
	Increased tourism earnings for the County	16,309	% increase in number of beds occupied annually by foreign tourists	10%	15%	25%	35%	45%	
		16,427	% annual increase in number of domestic Kenyan tourists annually	5%	5%	10%	15%	25%	
	Revitalized Tourist Circuits in the County	100KM	% increase in the number of km of roads in the reserves maintained and utilized	30%	40%	60%	80%	100%	
	Improved security for the county's national reserves	15	Number of national reserves security staff housing units occupied and operational	5	10	0	0	0	
	Improved air strips within the reserves	3	% increase in number of accessed airstrips in the national reserves	20%	30%	30%	60%	100%	
		0	Number of km of new access roads utilized in the parks	10KM	15KM	25KM	40KM	50KM	
		4	Number of functional airstrips that are renovated with sanitation facilities annually and are operational	1	2	4	5	6	
	Improved Campsites	0	Number of operational and secure campsites	2	4	7	8	10	
	New Picnic sites accessed	0	Number of new, secure and operational picnic sites	2	4	6	8	10	
	Uplift of the park entry gates	2	Number functional and charging park gates	2	3	6	8	8	
Tourism investment and enterprise development	Increased private sector investment in tourism	Baseline needed	No of private sector players in the county	1	2	4	6	10	
	Enhanced disaster risk management within the county's tourism circuits	0	Number of operational disaster management toolkits and equipment in place and operational	1	1	2	2	1	
	Improved flow of revenue from eco lodges for community conservancies	2	Number of conservancies with a flow of revenue from eco-lodges	2	3	4	5	6	
Total Programme Estimates									**1.255B**

Wildlife Sub Sector

Programme/Sub Programme	Key Outcome	Baseline 2017	Key performance Indicators	Planned Targets					
				Yr 1	Yr 2	Yr 3	Yr 4	Yr 5	Budget
Programme 1: Wildlife and Ecological Management									
Objective: Increase wildlife conservation									
Outcome: Increased wildlife conservation									
Wildlife Protection	Increased Wildlife population and diversity	316 (birds and wild animals)	% increase in the number and diversity of wildlife	20%	25%	30%	35%	40%	300M
	Improved animal security in the game reserves and parks	0	% reduction in poaching incidences	5%	20%	35%	60%	85%	
	Improved natural and wildlife resources protection	100	% reduction in erratic wildlife deaths	30%	50%	60%	70%	90%	
Total Programme Estimates									**300M**
Programme 2: Community Conservancy									
Objective: Increased Diversity in Tourism Products									
Outcome: Increased Income to the Community									
Managing human/ Wildlife Conflicts	Increased understanding of the human/wildlife integration in conservancies	0	Number operational and sustainable community conservancies	2	3	5	7	8	350M
Ecological Management	Improved ecological environment for both wildlife and humans	316	% Increase in animal diversity in the county's and game reserves and parks	20%	25%	30%	35%	40%	
	Increased community-level tourism earnings	Kshs 1,013,000	% increase in earnings by the local conservancies (Kshs)	15%	15%	15%	15%	15%	
Total Programme Estimates									**350M**
Programme 3: Game Reserve Development and Management									
Objective: Increased County Esteem and Investor Confidence									
Outcome: Increased County Visibility									
Management of Game reserves	Improved management of game reserves and parks	20%	Annual increase in revenues from Isiolo County game reserves	10%	15%	20%	30%	30%	681M
	Improved radio network Communication in the game reserves and parks	20%	% increase in the level of security in the reserves	30%	50%	60%	80%	100 %	

Programme/Sub Programme	Key Outcome	Baseline 2017	Key performance Indicators	Planned Targets					
				Yr 1	Yr 2	Yr 3	Yr 4	Yr 5	Budget
	Improved surveillance in the national reserves	0	% decrease in the level of insecurity in the game reserves and parks	60%	70%	80%	90%	100 %	
	Upgraded and functional offices in the national reserves	4	% increase in the level of staff comfort in the parks and game reserves	20%	40%	60%	80%	100 %	
	Improved accommodation and housing with sanitation for the rangers	0 (new housing units for rangers)	Number of satisfied and dedicated rangers offering quality services in the parks and reserves	11	40	60	80	90	
	Dead national reserves revived	1	Number of new operational national game reserves	1	2	3	0	0	
Total Programme Estimates									**681M**

Human Resources and other Services Management in Tourism and Wildlife

Programme/Sub Programme	Key Outcome	Baseline 2017	Key performance Indicators	Planned Targets					
				Yr 1	Yr 2	Yr 3	Yr 4	Yr 5	Budget
Programme 5: Tourism, Wildlife, Trade, Cooperative & Industry Administration & Support Services									
Objective: To improve the tourism sector as the key driver for the county's economic development									
Outcome: Increased Tourism Contribution to the County's Economy									
Sector governance, leadership and coordination/ General administration	Optimally serviced and secure reserves and parks	3	Increase in number of new functional partnerships operating in the reserves and parks	3	3	3	3	2	5M
	Improved human resource capital for tourism and wildlife management	100	Number of skilled and technical staff serving the game parks and reserves satisfactorily	120	150	200	250	300	123M
	Sufficient number of rangers in the national reserves	70	% increase in security in the parks	50%	50%				165M
	Improved work environment and conditions	74M	% increase in quality of service delivery for the sector	100M	110M	121M	133.1M	146.4	610.5M
	Enhanced operation Support Services (rent, fuel, per diems, stationery and vehicle maintenance	20%	% increase in customer satisfaction with county services	40%	60%	80%	90%	100%	600M
	Enhanced planning and coordination of services and activities	20%	% increase in Sector service delivery to the county citizens	50%	50%	50%	50%	100%	7M
Total Programme Cost									**1,510.5M**

Trade Development and Promotion Sub Sector

Programme/Sub programme	Key Outcome	Baseline 2017	Key performance Indicators	Planned Targets					
				Yr 1	Yr 2	Yr 3	Yr 4	Yr 5	Budget
Programme Name 6: Trade Development and Promotion									
Objective: To promote trade, broaden internal base and markets as well as undertake County branding									
Outcome: Increased contribution of commerce to the county economy									
County Trade Development	Increased investment in the county	2,587	% increase in number of entrepreneurs paying license fees annually	10%	10%	10%	10%	10%	142M
		10M	% increase in licensing revenue annually	10%	10%	10%	10%	10%	
Export Market Development	Increased market linkages (internal and external)	120M	% increase in income from export sales	5%	10%	15%	20%	25%	
	Expansion of the Export Business	16	% annual increase in the value of products exported from the county to the neighbouring counties and abroad	20%	20%	20%	20%	20%	
Entrepreneurial Management & Capacity Building	Increased number of skilled entrepreneurs	2,587	% annual increase in number of medium, small and micro enterprises (MSME) operators	10%	10%	10%	10%	10%	
Fair Trade and Consumer Protection	Increased revenue	16,000	annual amount of revenue collected by the Weight and Measures Department (Kshs)	32,000	64,000	80,000	100,000	120,000	58M
	Enhanced consumer satisfaction	80%	annual % compliance with weighing and measurement standards	82%	84%	86%	88%	90%	
Total Programme Estimates									**200M**

Cooperative Sub Sector

Programme Name 7: Co-operative Development									
Objective: To promote viable and sustainable co-operative movement for development									
Outcome: Increased wealth creation and accumulation									
Programme/Sub programme	Key Outcome	Baseline 2017	Key performance Indicators	Planned Targets					
				Yr 1	Yr 2	Yr 3	Yr 4	Yr 5	Budget
Cooperative societies development and promotion	Increased cooperative savings and borrowing	58	% increase in number of stable and performing societies	15%	25%	40%	55%	85%	35.5M
Cooperative oversight and compliance	Improved accountability, transparency and good governance	20	% increase in number of legally compliant societies	30%	40%	60%	80%	90%	
Cooperative policy, research and advisory	Increased diversification and innovation	5%	% increase in individual cooperative annual incomes (Kshs)	10%	15%	20%	25%	30%	
Total Programme Estimates									**35.5M**

Industries Sub Sector

Programme Name: Industrial Development and Investments									
Objective: To stimulate industrial development through value addition and create enabling environment for investment									
Outcome: Increased Contribution of Industry to the County Economy									
Programme/Sub programme	Key Outcome	Baseline 2017	Key performance Indicators	Planned Targets					
				Yr 1	Yr 2	Yr 3	Yr 4	Yr 5	Total Budget
Promotion of Industrial Development and Investments	Increased industrial processing and manufacturing	2	Number of industrial processors In Isiolo Town	3	5	8	12	20	106.5M
Industrial parks and infrastructure development	Enhanced business environment for industrial development	10	No of days taken to issue business operating licenses for industrial processors	5	3	2	1	1	
Total Programme Estimates									106.5M
Grand Total for the Sector									**2,920M**

Cross-sectoral Impacts

Programme Name	Sector/Subsector	Cross-sector Impact		Measures to Harness or Mitigate the Impact
		Synergies	Adverse impact	
Tourism Promotion and Development	Lands, Physical Planning, Roads, Works and Urban Development	Improvement of tourism environment through better infrastructure& park planning and survey	Poor access to game reserves hence poor services to tourist	Harmonize the maintenance and construction of the park roads and other infrastructure
	County Administration, Public Service Management, Cohesion and Civic Engagement	Provision of security to the national game Reserves	Insecurity and low income from tourism	Engagement of security officers (Rangers, KPA) in game security,
	Culture and Social services	Upholding culture as tourism activity and passing skills to the young people	Forgotten culture, un-conserved culture and loss of tourism activity	Promotion of culture and social
Wildlife and Ecological Management	Water, sanitation, energy, Environment, and natural	improvement of game reserves	soil erosion and conflict over resources	Provision of water for wildlife and conservation of park encroachment. Public education and awareness creation
	Special Programmes	Improved management during disasters	Damaged properties at the Parks, scarce resources (grazing land during draught), animal diseases	Collaboration with stakeholders including police, Red Cross and Meterological department in management of disasters
Community Conservancy	Lands, public administration environment, and natural resources	Improvement in wildlife conservation	Increased poaching and encroachment	Awareness creation on conserving wildlife, stakeholder's forums, involvement of KWS, CRS
National Game Reserve Development and Management	Special programme and ICT	Improved communication and security within the reserves	Poor communication and security	lobbying network providers to provide networks in the parks
	County Administration, Public Service Management, Cohesion and Civic Engagement	Improvement of game reserve management	poor service delivery	Training of personnel and adoption of and embracing modern technology,
Trade development	Special programme and ICT	Improved flow of business and market information in the county	Un-informed business community	Capacity building for business community
	Health Services	Advancement of health care access offered by the private sector	low health provision in the county	Awareness and public education
	Education and vocational training	Improvement of access to education through the private sector investment	inadequate access to quality education	Increased partnership with the education private sector
	Roads and public works	Improved trade through fast access to markets	Damaged roads and environment, degradation and soil erosion	construction and maintenance of market access roads
Co-operative Development	Agriculture, livestock and fisheries	Improvement of agricultural and livestock production by spurring demand	Poor Access to County Cooperative funds	Training of communities to encourage them to form cooperatives for them to access funds
	Special Programme and ICT	Improved access to co-operative information	Un-informed community	Encourage Collaboration with stakeholders, capacity

Programme Name	Sector/Subsector	Cross-sector Impact		Measures to Harness or Mitigate the Impact
		Synergies	Adverse impact	
				building on co-operative movement
Industrial development and promotion	Lands, Physical Planning, Roads, Works and Urban Development	Improvement of infrastructure for industrial development	Untapped industrial development opportunities, unemployment and inappropriate use of land	Collaboration with all stakeholders including KIE (Kenya Industrial Estates)
	Water, sanitation, energy, Environment, and natural resources	Improvement of working environment for artisans.	Poor working environment due to poor waste management	Improvement of waste management,

4.4.6 Education, Youth, Sports, Gender, Culture and Social Services

Composition

The sector comprises of six sub sectors namely:

a) Education
b) Youth
c) Sports
d) Culture
e) Gender
f) Social Services.

Vision

A society where communities are empowered with competitive quality education, training and vulnerable groups enjoy equal rights, opportunities, and a high quality of life

Mission

"To provide, promote and coordinate quality education and training, empower the vulnerable groups and nurture diverse heritage, arts and sports to enhance county's regional competiveness."

Goals

The sector works towards achievement of the following key strategic goals;

- Improve the learning environment that provide quality pre-primary education to children
- Provide quality practical oriented education to youth
- Strengthen the sports services within the county
- Empower youth and women.

4.4.6.1 Development needs, Priorities and Strategies

Sub-sector	Development needs	Priorities	Strategies
Education and Vocational Training	- Increase access, retention and transition among students in learning institutions - Increase in educational facilities - Increase in staffing in all learning institutions - Increase in number of teachers for special needs education - Need for more bursaries for needy - Higher access to education in the rural areas - Presence of a University in Isiolo County	Employment of teachers for all levels of education especially ECDE in the county - Construction of adequate ECDE centers - Construction of special needs facilities in ECDE Centre's - Establishment of functional school feeding programmes - Quality assurance in all ECDE services - Provision of learning materials - Provision of adequate play materials and equipment (indoor and outdoor) - Establishment and support of preschool WASH program - Promotion of vocational and technical training - Provision of bursaries to needy /vulnerable children - Establish and support preschool administrative structures (county to ward level)	- Recruitment of qualified ECDE teachers, VTC Instructors and other support staff. - Collaborate with the national government, private sector, NGOs and development partners to facilitate school feeding program and additional educational facilities - Provide adequate instructional/ learning materials and play equipments in ECDE Centres - Promote vocational and technical institutions to provide necessary skills at post-secondary school level - Enhance provision of bursaries for needy and vulnerable students - Enforce/discourage early marriages and teenage pregnancies - Collaborate with national government to expand existing primary and secondary schools - Improve Quality supervision of ECDE Centre's - Improve Access, retention and transition of learners at all levels of education - Establishment of ECDE training college, ECDE resource center and conference facility
Youth and Sports	- Addressing unemployment among the young people - Removing barriers that impede access to funding and/or credit - Increasing entrepreneurship skills development and growth - Releasing and utilizing untapped/underutilized talents in sports and arts - Increasing access to government tenders by the young people - Minimizing drug and substance abuse,	- Establishment of polytechnics and other learning institutions - Establishing a county youth enterprise fund - Establishing youth programs on entrepreneurial skills development - Establishing talents in sports and arts academy - Construction of recreational facilities - Construction of playgrounds - Nurturing sports and arts talent - Improving access to educational facilities (polytechnics, etc.) - Establishing rehabilitation and recreational centre's	- Increase representation of youth in policy and decision making - Construct rehabilitation centre's and recreational facilities - Provide more and better trained sports personnel - Construct and equip rescue centre's - Encourage the youth to attend schools - Establish youth friendly health care units for STIs and HIV andAIDS - Involve youth in carrying out advocacy on HIV and AIDS through peer group - Promote behavioral change among the youth

Sub-sector	Development needs	Priorities	Strategies
	- Minimizing STI'S and HIV infections - Reducing the high rate of early pregnancies - Creating policies that support and empowers the youth (both boys and girls)		
Culture & Gender Affairs	- Finding solutions that mitigate gender violence. Removing barriers that hinder poor access to government tenders, quality health care services, participation of women in leadership and finances - Removing barriers that encourage gender disparities, block inter cultural interactions and diversity promotion and discrimination against women	- Promoting advocacy against gender based violence and harassment in public places - Implementing the free maternity policy in all the public health facilities - Establishing the county women, widow and widow enterprise development fund - Promoting cultural diversity and cohesion - Promoting learning activities that encourage women take up leadership positions in society	- Create and enforce laws that govern and address issues that promote gender violence. - Create awareness and advocacy against sexual harassment in road transport system - Implement the 30% access to government procurement by youth, women and persons with disability - Promote inclusivity of the youth and women in leadership and government tenders - Develop a structure and program for annual cultural festivals - Conduct baseline survey on gender issues - Develop policy frameworks for culture - Establish annual county cultural festivals and cultural centers - Promote cultural tourism - Map and register community groups and award certificates - Rehabilitate commercial sex workers
Children and Social Services	- Supporting children in need of special care and support - Separating vulnerable children from their families. - Providing psychosocial distress to vulnerable children. - Reducing incidences of sexual and gender based violence, physical violence and abuse among the vulnerable children. - Eradicating child trafficking or smuggling - Eradicating youth recruitment into gangs/radical armed groups - Increasing measures and policies that	- Harmonize and develop one data base for all children benefiting from education bursaries within the county and carry out annual updates. - Expand the existing school for the deaf to include other children with disabilities like blind, visual impairment and mentally challenged - Establish special programs for; street families and their rehabilitation, OVCs, Elderly, IDPs and council of elders. - Establish a social hall at the county headquarters and equipping of the existing social halls - Increasing the number of qualified teaching personnel - Expanding Safety nets programmes for vulnerable	- Development, enacting and implementation of county appropriate policies for care of children with special needs - Enforcing implementation of existing children policy and laws such as the universal health care for all children, compulsory basic education up to secondary school. - Empowering the most vulnerable families or caregiver to be able to provide well for their children as well as strengthen community led care for the children - Compliance by buildings owners to comply with construction standards to accommodate people

Sub-sector	Development needs	Priorities	Strategies
	promote children's access to education - Increase interventions that include PWDs in public policy and decision making. - Increasing sports and recreational facilities for the disabled. - Increasing guidance and counseling personnel for PWDs Street children, Street families and Elderly	children. - Establishing livelihood kitty fund for the vulnerable groups - Supporting vulnerable HHs taking care of HIV positive children or HIV positive caregivers to access quality care services by enrolling them for NHIF medical scheme. - Establishing Child protection Units - Establishing a vulnerable children Database - Establishing child protection in during emergencies, drought, etc. - Developing Isiolo child protection framework	with special needs - Rehabilitation and reintegration of street children and families - Construction of rescue and rehabilitation centres - Provision of support to the elderly - Provide social welfare fund

Table 32: Education, Youth, Sports, Gender, Culture and Social Services Sector Programmes

Programme/ Sub Programme	Key Outcome	Baseline 2017	Key performance Indicators	Yr1	Yr2	Yr3	Yr4	Yr5	Budget
Programme 1: General Administration and Support Services									
Objective: To improve work environment for effective service delivery									
Outcome: Improved Working Environment									
General Administration Planning and Support Services	Improved Administrative Service Delivery	0	% satisfaction by employer of education sector staff	0	0	100%	100%	100%	30M
	Secured educational assets	160	No. of ECDE centres registered	180	200	220	240	260	10M
		0	Proportion of ECDE centres that receive allotment letters	0	40	40	40	40	20M
	Improved Planning on education sector	0	Functional Databases on number of pupils, teachers, and classrooms enrolling and participating in ECDE	1	1	1	1	1	5M
	Improved service delivery	0	No. of policies developed on education, PWDs, youth, gender, sports and culture	1	4	2	2	2	20M
	Sensitization of ECDE stakeholders	-	% increase in the level of awareness on ECDE	30	40	50	60	70	30M
	Improved Quality Assurance	10 schools	% increase in number of schools providing quality ECDE education	50%	50%	50%	50%	50%	120M
Education related emergencies	Enhanced response to education related emergencies such as fires, etc.	5	Projected number of schools assisted and rehabilitated each year	10	10	10	10	10	100M
Bursary and Scholarship	Improved Access to education by venerable groups	30%	Proportion of students from poor families receiving bursaries for tertiary education	35%	40%	45%	50%	50%	255M
Total Programme Estimate									**645M**
Programme 2: Early Childhood Development Education (ECDE)									
Objective: Increased access to quality Early Childhood Education (ECE)									
Outcome: Increased retention, transition rate, and reduced absenteeism,									
ECDE Access	Enhanced pupil access	1:75	Increase in Classroom to Pupil ratio	1:70	1:65	1:60	1:55	1:50	855.6
	Increased pupil enrolment	15,097	% increase in number of pupils enrolled for ECDE classes	20%	20%	20%	20%	20%	
ECDE Retention Support Services	Increased transition to higher classes	Baseline needed	Proportion of pupils transitioning from ECDE to class 1	45%	55%	65%	75%	85%	
	Decreased pupils dropout	-	% decrease in dropout rate	30%	25%	15%	10%	5%	
	Decreased absenteeism		% decrease in absenteeism rate	30%	20%	15%	10%	5%	

Programme/ Sub Programme	Key Outcome	Baseline 2017	Key performance Indicators	Yr1	Yr2	Yr3	Yr4	Yr5	Budget
ECDE Quality Support	Increased ECDE teachers	1:38	Increase in Teacher to Pupil ratio	1:38	1:35	1:29	1:27	1:25	
	Increased ECDE teacher trainees enrolment	10	% increase in ECDE teacher trainees' enrolment	50%	100%	150 %	200 %	250%	
								Total Programme Estimate	**855.6M**
Programme 3: Vocational Education and Training									
Objective: To enhance access, equity, quality and relevance of technical vocational education and training									
Outcome: Increased access and quality of TVET									
VTC Access	Enhanced students access to TVET	1:15	Increase in number of Student to Classroom to ratio	16:1	18:1	22:1	26:1	30:1	130M
	Increased enrolment	54	% increase in number of students enrolled for TVET education	10%	200%	250 %	300 %	400%	
VTC Retention	Increased completion	20%	% increase in students successfully completing TVET	20%	30%	40%	50%	60%	
	Decreased TVET dropout	50%	% decrease in dropout rate	50%	40%	30%	20%	10%	
	Decreased absenteeism	10%	% decrease in annual absenteeism rate	15%	12%	10%	8%	5%	
VTC Quality	Increased instructors	1:7	Increase in Instructor: Student Ratio	1:10	1:15	1:25	1:30	1:40	
Programme 4: Sports Development									
Objective: To Improve Sports Performance in the County									
Outcome: Excellence in sports performance									
Sports performance and management	Increased participation in sports events	10%	% increase in number of youth participating in competitive sports	10%	20%	30%	35%	40%	400M
	Enhanced access to sports facilities	1	increase in number of sporting activities held annually	2	3	4	4	5	750M
		0	% increase in talent search	0	1	1	1	0	
		0	% increase in county performance in sports						
Sports Training and competitions	Increased sports skills and fitness	0	% increase in number of youth employed in sports	5%	10%	15%	20%	25%	10 M
		0	Increase in number of coaches and referees engaged	5	15	26	35	50	100M
		0	Increased number of youths earning from sports abroad	3	5	7	8	10	
								Total programme Estimate	**1.34B**
Programme 5: Youth Empowerment and training									
Objective: To enhance empowerment and participation of youth and other vulnerable groups in all aspects of county development									
Outcome: Increased participation of youth in county development									
Youth Empowerment	Enhanced youth skills	0	Proportion of youths segregated by gender accessing new employment opportunities	10%	30%	40%	50%	60%	50M

Programme/ Sub Programme	Key Outcome	Baseline 2017	Key performance Indicators	Yr1	Yr2	Yr3	Yr4	Yr5	Budget
	Enhanced youth self-employment.	0	Proportion of youth accessing tenders from government	10%	20%	40%	50%	60%	300M
	Enhanced youth participation in development activities		Proportion of youth involved in urban and rural environmental conservation and other development activities	5%	20	40	60	80	500M
Youth and drugs and alcohol abuse	Increased number of youth rescued from drug and substance abuse	0	% increase in number of youth rehabilitated and involved in productive activities	0	20	40	60	80	195M
								Total programme Estimate	**1050B**
Programme 6: Culture and Arts Development									
Objective: To improve heritage and culture awareness, knowledge, appreciation and conservation									
Outcome: Enhanced heritage and culture knowledge, appreciation and conservation									
Development and Promotion of Culture	Increased promotion of county heritage and culture	0	Number of cultural festivals held annually	2	4	4	4	4	45 M
	Enhanced county pride and harmony Enhanced patriotism, integration and cohesion	0	Number of cultural exchange visits conducted annually	3	3	3	3	3	30M
		1	Number of cultural groupsCoordinated	0	10	20	40	60	65M
		0	Number of operational cultural Centre's in the county	0	1	1	1	0	30M
		0	Number of events celebrated at the sub county level	0		1	1	1	15M
		0	Number of operational cultural museums	0	1	1	1	0	15M
Effective Service Delivery	Development policy framework and legislations	0	Number of policy framework and legislations	0	1	1	1	1	10M
Marketing and value addition	Enhanced marketability of locally available artefacts	0	% increase in number of artifacts value added and marketed	0%	20%	40%	60%	80%	10M
								Total programme Estimate	**220M**
Programme 7: Gender Empowerment									
Objective: To mainstream gender in all Government and Private sector and promote equitable socio-economic development between men and women, boys and girls									
Outcome: Reduced gender inequality at all levels of development									
Gender and Socio-Economic Empowerment	Increased women and women groups involved in productive business	0	Proportion of women and women groups conducting own or group productive businesses enterprises	10	30	40	40	50	26M

Programme/ Sub Programme	Key Outcome	Baseline 2017	Key performance Indicators	Yr1	Yr2	Yr3	Yr4	Yr5	Budget
	enterprises								
	Increased access to funds by vulnerable groups in community	10	Proportion of widow/widower groups and women accessing funds from the vulnerable group fund	20%	30%	40%	50%	60%	250M
Implementation of affirmative action	Affirmative action in the work place	0	Proportion of institutions employing all gender categories proportionately in the workplace and as envisioned in the constitution of Kenya	30%	40%	60%	70%	80%	10M
Gender Based violence	Reduced gender related conflicts in the community	0	Number of policies addressing gender issues formulated and operational	1	1	1	0	0	100M
								Total programme Estimate	**386M**
Programme 8: Social Safety Net									
Objective: To cushion vulnerable groups to meet basic human needs									
Outcome: Improved livelihood of the vulnerable persons									
Social Welfare and vocational rehabilitation services	Improved social welfare in communities Establish guidance and counseling Centre's in all sub counties	0	Number of social services institutions operational and accessed by community members	1	10	20	30	40	300M
		0	Number of specific special need social groups congregating together and assisting each other to move their agenda forward	10	15	20	30	40	200M
		5	Number of functional special needs schools established	0	2	3	3	2	50M
		0	Number of operational Guidance and Counseling Centres accessed by community	0	1	1	1	0	30M
	improve public leisure space	1	Number of operational recreational grounds and facilities established	0	1	0	0	0	10M
	Improved social protection of Vulnerable groups	0	% of vulnerable households and groups accessing social protection including: children (OVC), sex commercial workers, elderly and HIV/AIDS groups supported with cash transfers	0	1000	2000	3000	4000	400M
		1	Number of operational children's home	1	5	10	15	20	50M
		0	Number of functional rescue centres	0	1	1	1	0	45 M
		0	Proportion of female children rescued from FGM and early marriage	10%	10%	20%	30%	40%	10M
Total programme Estimate									**895M**
Programme 9: Primary Education									
Objective: To enhance access, quality, equity and relevance of Primary Education									
Outcome: Improved access, equity, quality and relevance in basic education									
School Health,	Primary school learners	107	Number of schools with feeding programmes	110	114	116	118	120	400M

Programme/ Sub Programme	Key Outcome	Baseline 2017	Key performance Indicators	Yr1	Yr2	Yr3	Yr4	Yr5	Budget
Nutrition and Meals	accessing school feeding programmes								
Quality assurance	Increased number of trained primary school teachers	20%	% of new teachers in Isiolo trained in primary level education curriculum	35%	40%	45%	50%	55%	50M
Primary education infrastructure development	Accessible public primary schools' infrastructure	0	Number of new classrooms accessed and utilized in vulnerable communities	2	2	2	2	2	30M
								Total programme Estimate	**480M**
Programme 10: Secondary Education									
Objective: To enhance access, quality, equity and relevance of Secondary Education.									
Outcome: Improved access, equity, quality and relevance in secondary education									
Secondary Infrastructure Improvement	Accessible secondary schools' infrastructure in place and operational	12	Number of new public secondary school boarding facilities in place and enabling children of nomadic families access secondary school education	2	4	6	8	10	80M
								Total programme Estimate	**80M**

4.4.6.2 Education, Youth, Sports, Gender, Culture and Social Services Cross-Sectoral Implementation Considerations

Programme Name	Sector	Cross-sector Impact		Measures to Harness or Mitigate the Impact
		Synergies	Adverse impact	
Early Childhood Development	Education, Water, Public health NCPLD, Social services and children department	Incorporation of the stakeholders	Poor nutrition due to poverty and persistent drought2	- School feeding programs - Enhance Cash Transfer Program - Expand Kitchen garden programs for affordable local grown foods
Culture and Arts Development	Social services, Tourism and trade	Joint planning and budgeting	Insufficient funding of cultural tourism	- Proper planning and budgeting for each sector - Allocate sufficient fund for the programs
SGBV Program	Education, Social & Culture and administration	Joint efforts from different sectors in planning, budgeting& implementation	High rates of unreported SGBV cases	- Gender empowerment programs - Empower children on their rights - Linkage of SGBV survivors to health and legal services

Programme Name	Sector	Cross-sector Impact		Measures to Harness or Mitigate the Impact
		Synergies	Adverse impact	
				- Implement the Gender Mainstreaming policy guidelines for the workplace
Social Safety Net	Education, Social services and health	provision of social safety services to county economically venerable members of the society	marginalization of venerable members of the society	Encouraging social safety net programmes
Youth and sports	Sports department, social service, National Youth Council, FKF, health department, education, gender and MOE	Joint efforts from different sectors in planning. Budgeting and implementation	Insufficient funding and programming	Proper planning and from each sector Allocate sufficient funds for the programmes

4.4.7 Finance and Economic Planning

The sector is represented in the county by the following departments/ directorates:

a) Accounting & Financial Reporting
b) Budget and Economic Planning
c) Revenue
d) Internal Audit
e) Supply Chain Management Services.

Vision

An efficient sector for county economic transformation.

Mission

To provide an enabling environment for accelerated, sustained economic growth through prudent financial management, coordination in planning and policy formulation and tracking of results.

Sector Goal

Evidence-based, effective policy and planning system that supports prudent financial management

4.4.7.1 Sector/subsector Development Needs, Priorities and Strategies

Sub Sector	Development Needs	Priorities	Strategies
Accounting, Financial Reporting and Audit	Improved audit reports	-Improve internal controls -Strengthen adherence to financial regulations and procedures -Enhanced adherence to budget	-Establish electronic record system and data back up -Establish secure storage facilities -Update the general lLedgers -Adopt international financial reporting standards (IFRS) -Strengthen internal audit unit -Establish an internal audit committee -Recruit competent staff
Revenue	-Reduced internal revenue –Leakages and integrity	Enhance supervision and monitoring	-Regular reshuffles of revenue clerks -County own Revenue Risk Mapping -Adopt a cashless revenue collection mechanism -Automation of county payment services e.g. develop online and digital platforms -Establish revenue target versus rewards performance system
	-Increased revenue -Collection and reporting	Explore potential sources of revenue	-Establish revenue enhancement Policy -Mapping of potential revenue streams -Construct modern market -Review the County Finance Bill -Develop enabling Legislations on revenue e.g. Liquor Licences Bill
Economic Planning and Budgeting	Improved planning and budgeting process	-Enhance public participation -Adhere to budget cycle timelines -Adhere to approved development plans e.g. Spatial plans, CIDP, CFSP, ADP,	-Develop a policy on public participation -Establish modern county information resource and data centre -Build capacity in dissemination and management planning policies and M&E; -Undertaking annual CIDP reviews -Undertake civic education to county residents -Establish policy framework on M&E -Conduct baseline surveys to support the M&E -Undertake M&E and disseminate results of M E to the relevant stakeholders statistical data socio-economic indicators in the county; -Embark on specialized training for sector working groups (SWG) and stakeholders on ADP progress reports and M&E.

Sub Sector	Development Needs	Priorities	Strategies
Supply chain management	Improvement of transparent and reliability in procurement system	Strengthen the procurement process	-Develop policy on procurement -Maintain proper records of the procurement process -Adopt national standards and regulations on procurement -Build capacity of procurement staff
Donor Coordination Unit	Improvement of donor coordination	Strengthening donor coordination within the county	Establishment of donor unit to coordinate donor/development partners within the county

4.4.7.2 Sector Programmes

Table 33: Finance and Economic Planning programmes

Programme/Sub programme	Key Outcome	Baseline 2017	Key performance Indicators	Planned Targets					
				Yr 1	Yr 2	Yr 3	Yr 4	Yr 5	Budget
Programme 1: General Administration Planning and Support Services									
Objective: To provide leadership and policy direction for effective service delivery									
Outcome: Improved service delivery									
Administrative Support Services	Improved service delivery	20%	% annual increase in internal satisfaction Index	30%	40%	50%	70%	90%	900M
	Improved staff performance	28	Time taken to respond to administrative issues in the department (Days)	8	4	3	2	1	
								Sub-Total	**900M**
Programme 2: Public Financial Management									
Objective: To increase the reliability, stability and soundness of the financial statements									
Outcome: A transparent and accountable system for the management of public resources									
Accounting and reporting services and auditing	Improved Level of transparency and accountability	0	Proportion of unqualified audit reports received by the county	30%	40%	50%	60%	70%	20M
Supply chain management	Improved compliance to procurement regulations	90%	% reduction in number of supplier complaints	30%	25%	20%	15%	10%	
		50%	% Level of compliance with Public Procurement Regulations	100%	100%	100%	100%	100%	
								Sub-Total	**20M**
Programme 3: Revenue Enhancement									
Objective: To Increase county revenue									
Outcome: enhanced county revenues									
Internal revenue Enhancement	Improved Revenue performance	2%	Proportion of local revenue to total budget	5%	8%	13%	15%	20%	630M
	Increased revenue from donors	0.8%	% proportion of externally funded projects	10%	12%	15%	18%	20%	
Sub-Total									**630M**
Programme 4: Economic, Planning, Policy Formulation and Budgeting									
Objective: To enhance provision of overall policy formulation, planning, budgeting, strategic direction for the socio-economic transformation of the country and implementation of the CIDP									
Outcome: Enhanced informed results-based planning and budgeting.									

Programme/Sub programme	Key Outcome	Baseline 2017	Key performance Indicators	Planned Targets					
				Yr 1	Yr 2	Yr 3	Yr 4	Yr 5	Budget
Fiscal Policy Formulation, Development and Management	Enhanced results-based management	0%	% increase in annual proportion of budgetary absorption	94%	95%	98%	99%	100%	381.5M
Monitoring and Evaluation Services	Enhanced results-based management	70%	Proportion of plans successfully monitored and evaluated	80%	85%	90%	95%	100%	
County Statistical Information Services	Improved planning monitoring and evaluation	50%	Proportion of timely implemented plans	70%	75%	80%	85%	90%	
Budget Formulation and Coordination	Improved budget formulation, coordination and planning	93%	Proportion of successfully operating plans	94%	95%	97%	99%	100%	
		36%	% proportion of budget spent on development	38%	40%	42%	42%	45%	
		84%	% of absorption rate for development expenditure	86%	88%	90%	92%	94%	
Community Empowerment	Increased community participation	10%	% annual increase in level of community ownership	15%	25%	35%	40%	50%	
		60%	% annual proportion of community complaints	50%	40%	30%	20%	10%	
		30%	Proportion of youth, women and PWD accessing county procurement projects	35%	35%	40%	45%	50%	
		31%	Annual proportion of citizens living above the poverty line	33%	35%	37%	38%	40%	
		0	Number of village committees established and operational	0	24	24	0	0	
		0	Number of ward committees established and operational	10	0	0	0	0	
Sub-Total									**381.5M**
Programme 5: County Higher Education Revolving Loans Fund									
Objective: To improve access to higher education									
Outcome: Increased access to higher education and improved completion rate in high education institutions									
Creation of revolving fund	Increased access to higher education	5%	Proportion of students joining university and colleges	5%	15%	215%	25%	30%	300M
	Improved completion rate	20%	% proportion of students completing higher education	40%	50%	70%	80%	90%	
Sub-Total									**300M**

4.4.7.2 Finance & Economic Planning Cross-Sectoral Implementation Considerations

Programme Name	Sector	Cross-sector Impact	Measures to Harness or Mitigate the Impact

		Synergies	Adverse impact	
Public Financial Management	All sectors	The sector is the resource allocator to all sectors. Sector acts as intermediaries for revenue collection on behalf of all sectors.	- Inadequate allocation of funds from the finance department will affect implementation of projects and service delivery in other sectors. - Delay in release of funds affects programmes and projects implementation - On the other hand non cooperation of sectors on revenue collection will lead to revenue shortfalls.	- sector and other sectors need to work closely to enhance/raise revenue collection; - Provision of adequate funding to the sectors to implement their programmes and projects; - Adequate resources need to be mobilized both internally and externally; - Timely release of funds to the sectors
Economic, Planning, Policy Formulation and Budgeting	All Sectors	Sector M&E of programmes and projects; Development of sector plans	- Lack of M&E system affects the tracking of results; - Defective development plans affect the outcome of the county programs and projects; - Poor costing of projects that distorts county plans	- Enhance coordination of development planning in sectors; - Enhance and developed new interactive M&E system and roll out in all sectors; - Formulate quality economic and financial policies; - Recruit and train technical staff on development planning and M&E
Public Financial Management	All Sectors	The County Treasury handles all payments and administers the IFMIS system in the county	- Delay in the requisition of funds impact on the implementation of projects by the departments - Lack of proper cash flow projections by the departments interfere with the treasury's work plans and flow of operations	- Improve skills and enforce compliance
Revenue Enhancement	all sectors	revenue sector coordinates departmental county own revenue collection	- Poor cooperation from sectors leading to county own shortfalls that finally affects implementation of plans	- Improvement of county revenue coordination

4.4.8 County Administration, Public Service Management, Cohesion and Civic Engagement

Introduction

The sector has greater linkages with all other sectors as it plays an important role and cuts across the entire government. It is represented in the county by the following sub-sectors:

a) Office of Governor and Deputy Governor
b) County Secretary
c) County Public Service Board
d) County Administration
e) Public service management
f) Cohesion, civic Education and public participation.

Vision

Excellence in provision of good governance, quality service delivery and prudent public service management and cohesion

Mission

To provide overall leadership and policy direction in resource mobilization, management and accountability and peace for quality public service delivery'

Goal

Good governance, efficient service delivery and accountability in the county public service.

4.4.8.1 Sector Development Needs, Priorities and Strategies

Subsector	Development Needs	Priorities	Strategies
Office of the Governor and Deputy Governor	- develop physical infrastructures that will accommodate all county administrative personnel - Improve tracking and public reporting mechanism of county programmes to ensure insure promotion of accountability	- Improve tracking and public reporting mechanism of county programmes to ensure insure promotion of accountability	- M&E office - Grievance handling mechanism - Staff performance management system
County Secretary and County Administration	- County asset registry system - Transformation of public service - Customer relationship management - Offices for administrators - Enhance mobility of county public service - Intergrated county communication system - Betting, Licensing, Gaming, Alcoholic Drinks Regulation and Control	- Provide offices for administrators - Transformation of public service - Enhance mobility of county public service - Betting, Licensing, Gaming, Alcoholic Drinks Regulation and Control	- Resource allocation for office infrastructure support and mobility - performance management system - County transport policy
Public service management	- Payroll management - Staff capacity development - Staff performance tracking systems - Staff welfare and motivation - Staff management	- Payroll management - Development of a comprehensive human resource training policy and strategic plan for public service - Introduction of staff performance contracting and performance	- Capacity building - Development of policies - Performance contracting - Customer relationship management

Subsector	Development Needs	Priorities	Strategies
		appraisal - Staff welfare, motivation and development - Integrated personnel and patrol base (IPPD) - Staff management systems - Introduction of staff rewarding mechanisms - Development of staff succession plan	
Cohesion Conflict Prevention, Policing, Countering Violent Extremism	- Countering Violent Extremism plan - Enhancing county peace - Improve conflict management and resolution - Reactivate community peace forums - Enhance county Policing Initiatives - Development of shared natural resource managementaws policies, and regulations - Empowering traditional customary systems initiatives in managing conflicts - Establish a data collecting mechanism from the ground level for early warning on insecurity	- Develop and implement Isiolo County Action Plan Countering Violent Extremism - Tap into inter-county peace blocks i.e. Amaiya peace triangle - Intra and Inter County Peace Dialogues - Fast track review and implementation of county strategic plan for Cohesion - Establishment of the County Policing Authority (CPA) and Undertake Policing Initiatives - Establish a data collecting mechanism from the ground level for early warning on insecurity - Empowering traditional set ups/ and other customary initiatives in managing conflicts - Revitalization and enforcement of community peace declarations and agreements - Intra and Inter County Peace Dialogues - Fast track legislation and enactment of NRM bills - Fast track legislation and enactment of NRM bills	- Coordination and Networking with partners involved in development in Isiolo - Public peace education, advocacy and research - Conflict prevention management and resolution - Mainstream gender, youth, and cohesion and conflict management

Subsector	Development Needs	Priorities	Strategies
Civic Education and public participation	- Establishment of the Directorate of Civic Education & Public Participation. - Civic Education and Public Participation Policy - continous Civic Education programme in the 10 wards - Development of Information, Education and Communication materials. - Establishment of Civic Education Forums in each ward. - Engagement of local media houses in information decimination and ultimate establishment of County Media station - Establishment of County Civic Education & Public Participation Adversory Committee and Citizens Complaints Committee - Enhancement of Partnership with CSO's	- Establish a functional Directorate of Civic Education & Public Participation. - Develop and enact a Civic Education and Public Participation Policy - Implementation of continuous Civic Education programme in the 10 wards - Development of Information, Education and Communication materials. - (an activity towards above bullet)	- Networking partnerships and coordination - Education, advocacy and research - ICT - Media and communication

Table 34: Governance, Administration, Public Service Management Programmes

Programme / Sub Programme	Key Outcome	Baseline	Key performance Indicators	Planned Targets					
				Yr1	Yr2	Yr3	Yr4	Yr5	Budget
Programme 1: County Governance and coordination affairs									
Objective: Strengthen the capacity of county to provide leadership and coordination required for successful implementation of development plans									
Outcome: Enhanced public sector operations and governance services									
executive support services,	Increased employees satisfaction	50%	Proportion of county employees satisfactorily implementing county tasks	60%	65%	70%	80%	90%	**100M**
	Improved record keeping and tracing of documents	30%	Proportion of happy staff and residents with the county's brand	60	80	90	95	100	
	Increased cohesion and teamwork among the county staff	30%	% increase in work throughput in the county	50%	70%	90%	100%	100%	
	Improved working relations between senior and supporting staff	40%	Level of harmony in the work-place	60%	70%	90%	100%	100%	
Intergovernmental Relations	Enhanced and cordial relationships between the county and other counties in the Republic	1	Number of partnerships formed between counties	1	2	3	4	5	**80M**
Physical infrastructure development and management	Improved provision of infrastructure for enhancing service delivery infrastructure	50%	% increase in centralized services accessed and enjoyed by the county staff fraternity	70%	90%	100%	100%	100%	**600M**
Monitoring and Evaluation mechanism	Enhanced transparency and accountability in the management of County affairs	20%	Number of M&E meetings chaired by Governor in the county	50%	70%	90%	100%	100%	**80M**
Programme Total									**860M**
Programme 2: County Devolved Administration Affairs									
Objective: To improve Governance and administrative capacity									
Outcome: Improved Service Delivery									
Coordination of devolved ministries and Departments infrastructure support	Improved services delivery at all levels	40%	Proportion of citizens satisfied with service delivery at ward levels	50%	70%	80%	100%	100%	**200M**

Programme / Sub Programme	Key Outcome	Baseline	Key performance Indicators	Planned Targets					
				Yr1	Yr2	Yr3	Yr4	Yr5	Budget
Ward development support services and engagement	Improved access to government services and information by the citizens at the ward level	50%	Increased awareness and ownership of government projects and programs by the citizens at the ward level	60%	70%	90%	100%	100%	**80M**
Betting, Licensing, Gaming, Alcoholic drinks regulation and control	Increased revenue for the county	30%	% increase in compliance and harmony in the entertainment sector of the county	40%	50%	70%	100%	100%	**20M**
Programme Total									**440M**
Programme 3: Public Service Management and Transformation									
Objective: To Transform Quality and Efficiency of Public Service Delivery									
Outcome: Efficient Public Service delivery by competent employees and streamlined Management System									
Human resource /personnel management	Improved staff welfare	50%	Proportion of employees satisfied with governance in the county	50%	70%	100%	100%	100%	40M
Human resource development	Improved staff technical competency	50%	Level of service delivery among staff	50%	70%	100%	100%	100%	280M
Performance management	Improved accountability and staff performance	50%	Level of reduction of unbecoming behavior among staff	50%	70%	100%	100%	100%	80M
Total Programme Estimates									**400M**
Programme 4: Cohesion and Peace Building									
Objective: To improve social cohesion and a culture of peace in the county									
Outcome: A county free from violence in which citizens actively participate and lead in the peaceful transformation of conflicts and work towards cultivating a culture of peace.									
Peace building, education, advocacy and research	Improved inter and intra county relations	30%	Proportion of citizens that live in harmony in the county	50%	60%	70%	80%	90%	250M
Conflict management and resolution	Improved security and peace	50%	% increase in population that feel safe in their communities	60%	70%	80%	90%	95%	250M
Countering violent extremism	Reduced radicalism	1%	% reduction in number of youth joining terrorist groups	0.2%	0%	0%	0%	0%	83M
Programme Total Estimates									**583M**
Programme 5: Civic education and Public participation									
Objective: To Enhance Empowerment and Participation of the public in matters of Development									

Programme / Sub Programme	Key Outcome	Baseline	Key performance Indicators	Planned Targets					
				Yr1	Yr2	Yr3	Yr4	Yr5	Budget
Outcome: An informed, empowered, accountable and democratic society									
Civic Education	Enhanced citizen participation in decision making and in development projects	10%	Proportion of citizens happy with county's engagement model	40%	70%	100%	100%	100%	200M
Public participation	Improved citizen engagement and participation in governance	30%	Increase in proportion of citizenry actively engaged in county affairs	50%	70%	80%	90%	100%	200M
Programme Total Estimates									**400 M**

4.4.8.2 Governance, Administration, Public Service Management Cross-Sectoral Implementation Considerations

Programme Name	Sector	Cross-sector Impact		Measures to Harness or Mitigate the Impact
		Synergies	**Adverse impact**	
County Devolved Administration Affairs	All sectors	Improve work environment	Cost of construction	Pooled construction of County offices
Peace Building, Security and Conflict Management	Trade and livelihoods,, agriculture, Public Administration	Conducive envrionmet for trade and economic development	Tribal fighting over grazing rights, tethnic animosities and citizen displacement	utilize traditional systems for peace building and conflict resolution, increase security in high security risk areas, set up disaster response funding

4.4.9 Special Programmes and ICT

Composition:
The sub-sector compositions are: Special Programmes and ICT.

Vision:
"A disaster free, informed, empowered county and automated county services"

Mission:
To be the most effective and efficient in Disaster Management and E-County in the region

Goals:

i. Develop modern county ICT infrastructure for sustainable development;
ii. To mobilize resources and build capacity for technical and professional staff development.

4.4.9.1 Sector Development Needs, Priorities and Strategies

Sector	Development Needs	Priorities	Strategies
Special Programmes	Improve response to disasters to reduce the damage, severity and impact on society and the environment. Ensure coordinated action of development with stakeholders Ending Drought and Emergencies Enhance drought resilience and climate change adaptation Ensure preventive measures undertaken in disaster management Enhance Risks and disaster management Enhance and ensure security surveillance	Protect livelihoods of vulnerable households during crises; and review DRR plans and strategies as well as build capacity to deal with disasters Protect livelihoods of vulnerable households during disasters Develop and Enforce the County Laws and other delegated legislation Provide drought and climate change information; Ensure rapid response to disaster and calamities through improvement of disaster response infrastructure and equipment. Enhance capacity through CMDRR trainings in all locations Development of 10 ward contingency Plans Zooning disaster prone areas Operationalize HYOGO disaster management framework Establish donor coordination unit Enhance community preparedness while undertaking mega projects	Development of a disaster risk management policy strengthen ability to respond to disasters by; integration of disaster risk reduction practices into all plan programmes; develop disaster response capacity; Build plan employees capability to respond professionally to disasters; ensure disaster management is understood throughout the county units
ICT	Promotion of county information technology and communication (ICT) services	- Internet connectivity - Resources sharing - Access to computing facilities - Shared data repository - Automation of county services - Support to departments - Establish a asset management system - Develop Isiolo County ICT policies and legal frame work - Enhance capacity - Establish ICT infrastructure - Establishment of resource centers	Strengthen ICT Infrastructure and software systems to support operations Collaborations with relevant agencies Harness expertise in county

Table 35: Special Programmes and ICT Sector Programmes

Programme / Sub Programme	Key Outcome	Baseline	Key performance Indicators	Planned Targets					
				Yr	Yr	Yr	Yr	Yr	Budget
Programme 1: Disaster Risk Management									
Objective: To strengthen Humanitarian Response and Improve Resilience of Vulnerable Groups and Communities									
Outcome: Improved livelihood of vulnerable groups									
Relief and Restoration	Compensatory support for disaster related losses	0	% restoration of infrastructure destroyed by flooding disasters	30%	25%	20%	15%	10%	1,000M
		0	% increase in compensation to animal losses related to drought disaster	10%	20%	30%	40%	50%	
		30	Time in months taken by the community to recover from disaster shocks	25	20	15	8	7	
Coordination, Training and Capacity Development in Response to Disaster Incidences	Effective disaster risk mitigation	10%	% increase in staff preparedness to support communities during incidences of disaster	20%	30%	50%	60%	70%	25M
Fire Response Infrastructures and Services	Improved county response to fire emergencies and disasters	100%	% reduction in fire damage impacts	15	25	35	45	60	100M
Disaster Awareness, preparedness and Management	Integration of disaster risk response into plans and policies	5%	Proportion of citizens responding in-time to impeding disaster warnings	30%	40%	50%	60%	80%	1,400M
		1	Number of county formulated and implemented strategies/policies addressing DRR	2	3	4	4	5	
	Enhanced community resilience and reduced adverse impacts against disaster	21.3	Citizens Drought Coping Strategy Index (CSI)	22.6	24	26	28	30	
								Sub-total	**2,525M**
Programme 2: ICT Infrastructure Development									
Objective: To ensures access to efficient, reliable and affordable ICT services									
Outcome: Expansion and connected Sub-county offices to the County network infrastructure									
Supply and Installation of an Internet Communication Network Based	Improved access to county government electronic services	5 Days	Amount of time taken in days to complete work processes	3	2	1	1	1	500M
Expansion of county connectivity to sub- county and ward level	Improved access to county information and data	10%	Proportion of county citizens accessing timely county information and services	30%	40%	50%	60%	70%	750M

Programme / Sub Programme	Key Outcome	Baseline	Key performance Indicators	Planned Targets					
				Yr	Yr	Yr	Yr	Yr	Budget
Programme 1: Disaster Risk Management									
Objective: To strengthen Humanitarian Response and Improve Resilience of Vulnerable Groups and Communities									
Outcome: Improved livelihood of vulnerable groups									
Programme Total Estimates									**1,250M**
Programme 3: E-Government Services									
Objective: To provide access to electronic and computing services that promote shared knowledge									
Outcome: Enhanced access to data, information and digital resources									
County information and communication services	Improved access to county information and data	10%	Proportion of county citizens and staff accessing information on the website and interacting with the county	15%	20%	25%	30%	35%	**115M**
		40%	Proportion of county offices easily accessing email and sharing data	25	28	34	40	42	
		0	Number youth accessing the village resource centres	20	40	60	80	100	
		15	Number of other departmental staff utilizing the developed systems effectively	50	65	75	90	110	
		0	Proportion of clients assessing online services	10%	20%	30%	40%	50%	
Administration services	Enhanced ICT planning and achievement of objectives	10%	% increase in the level of effective service delivery to Isiolo County citizens	10%	30%	50%	70%	90%	**200M**
	Operationalization of ICT division	0	Number of ICT offices providing services to clients	1	1	1	1		
Programme Total Estimates									**395M**

4.4.9.2 Special Programmes and ICT Cross-Sectoral Implementation Considerations

Programme Name	Sector	Cross-sector Impact		Measures to Harness or Mitigate the Impact
		Synergies	Adverse impact	
Disaster Risk Management	Livestock and agriculture, Education, Health, roads and tourism	Improved resilience and economic empowerment of county residents	None	
E-Government Services	All sectors	Improved information sharing and flow in all county government departments	Expensive	Engaging PPP; Capacity building; Automation of key government services and operations
ICT Infrastructure Development	All sectors	Improved connectivity between sectors		

4.4.10 County Public Service Board

Vision
To be an efficient, ethical and dynamic Service institution that enables delivery of quality public service.

Mission
To attract, manage and develop highly committed human capital that will enable the Government of Isiolo County deliver efficient services through a professional, ethical and transformed public service.

Goal
To establish a transformed and highly performing public service that is value and ethics driven.

The unit development priorities over the 2018-2022 are: Promotion of best labour practices in county recruitment, allocating, motivating and effectively utilizing human resources for improved public service delivery and Promotion of public service integrity

Table 36: County Public Service Board Programmes

Programme 1: County Human Resources Establishment and Deployment									
Objective: To formulate, implement and review appropriate support policies and institutional frameworks for efficient and effective service delivery									
Outcome: Enhanced human resource productivity									
	Key Outcome	**Baseline 2017**	**Key performance Indicators**	**Planned Targets**					
				Yr 1	**Yr 2**	**Yr 3**	**Yr 4**	**Yr 5**	**Budget**
Compliance and quality assurance	Improved staff efficiency	50%	Percentage of job candidates who meet job criteria	60%	70%	80%	90%	100%	400M
		30%	Staff diversity level and gender balance	50%	60%	70%	100%	100%	
Establishment and management	Structured work performance	20%	Proportion of county public staff performing optimally in their duty station	35%	40%	50%	60%	70%	
Human resource development	Improved service delivery	10%	% increase in citizens satisfaction index	15%	25%	25%	25%	25%	
		0	Percentage of employees exposed to induction immediately after recruitment	50%	60%	70%	80%	100%	
		0:1	Ratio of internal promotions to external hire	5:1	6:1	7:2	8:2	10:3	
Board management service	Improved efficiency of the hiring process	90	Average time in days to conclude and fill a vacant position	75	70	65	60	50	
Ethics, Governance and county values	Fidelity of the employee	50%	Proportion of employees meeting high standards of behaviour	70%	80%	85%	90%	95%	
Total Programme Estimates									**400M**

4.4.11 County Assembly

The sector comprises of county assembly and county assembly services board.

Vision

"An effective and efficient institution in legislation, representation and oversight"

Mission

To facilitate the members of county assembly to efficiently and effectively fulfill their constitutional mandate in enhancing democracy in collaboration with executive

Goal

To be a supreme, effective, efficient and self-sustaining assembly as a major participant in the process of good governance

Sub Sector	Development Needs	Priorities	Strategies
County Assembly	-Develop legislation for the county government – Improved working environment -Capacity development -Citizen engagement and representation	-Fast tracking pending legislations; and develop and approve county laws -Provide adequate physical facilities -Empowerment on parliamentary practices and procedures -Public participation forums, motions, statements, petitions and reports	-Committees to develop work plans covering re-introduction of the pending legislative proposals and complete legislative process - Construction of modern debating chamber complete with committee room and offices -Training and development to MCAs; exposure of Members to best parliamentary jurisdictions and attachment to staff; and participate in scheduled conferences -Conduct public participation during county legislative process, planning, budgeting and M&E
County Assembly Service Board	-Capacity development of staff -Strengthen good governance practices	-Staff competences on technical fields -Appropriate policies, service charter and code of conduct	-Offer training on the identified areas such as research, legal and hansard, legislative and committee services -Develop appropriate policies and service charter; and institutionalize code of conduct.

Table 37: County Assembly Programmes

Programme 1: Legislation and Oversight									
Objectives: To strengthen the Legislative capacity, oversight and representation function of the County Assembly									
Outcome: Enhanced democracy and good governance									
Programme	**Key outcome**	**Baseline**	**Key Performance Indicators**	**Planned target**					
				Yr1	**Yr2**	**Yr3**	**Yr4**	**Yr5**	**Budget**
Legislative and committee Services	Regulated environment in the county	10%	Average number of bills debated and passed annually						40M
Programme 2: Capacity Building									
Objective: To enhance competence of Members and staff									
Outcome: Quality legislation, improved staff satisfaction and Members satisfaction									
Human Capital Development	Improved county assembly staff capacity	30%	% increase in employee service delivery to the assembly members	20%	30%	40%	60%	70%	50M
		30%	% increase in county assembly members satisfaction	30%	40%	60%	70%	80%	
		%	% reduction in badly drafted bills	60%	70%	80%	90%	100%	
Programme 3: Citizen Engagement									
Objective: Enhance citizen engagement in the decision of the County Assembly									
Outcome: informed citizenry that actively participate in the decisions that affect them									
Public participation	Improved public participation and public ownership	60%	% annual increase in Citizens' Satisfaction Index	20%	30%	40%	60%	70%	**100M**
		10%	% annual reduction in community complaints	30%	40%	60%	70%	80%	
		10%	% annual increase in level of community ownership of county activities and projects	25%	35%	55%	75%	95%	
Programme 4: General Administration, Planning & Support									
Objective: Provide adequate space and conducive working environment									
Outcome: Employee satisfaction, Members satisfaction, cost reduction and enhance county assembly performance									
Physical Infrastructure development	Improved service delivery	30%	% increase in members satisfaction index	20%	30%	50%	80%	100%	**440M**
		30%	% increase employees satisfaction index	20%	30%	50%	80%	90%	

4.5 Flagship /County Transformative Projects

Following is the proposed list of the transformative projects that are proposed during the plan period.

Table 38: Flagship and County Transformative Projects

Project Name	Location	Objective	Output /Outcome	Performance indicators/ Targets	Time Frame	Implementing Agencies	Cost (Kshs.)	Remarks
4.5.1 Agriculture, Livestock and Fisheries								
4.5.1.1 Livestock Sub-sector								
Development of county strategic livestock feed reserves	Burat, Ngaremara, Chari, Oldonyiro, Cherab, Garbatulla, Sericho and Kinna.	To enhance availability of livestock feed at all times.	Increased livestock feed supply and accessibility	Number of hectare under fodder production/ Conservation (800 ha. Of fodder established. 10,000 ha. Of rangeland pasture reserved)	2018-2022	County department of livestock production, Development partners (WFP, ACDI/VOCA, NRT, ILRI, RPLRP, and Kenya climate smart agriculture project.	200M	
Completion and operationalization of Isiolo abattoir.and feedlot	Burat ward	To increase commercial livestock offtake.	Increased income and job creation.	Tonnage of meat produced (1000 tonnes per year)	2018-2022	State department of livestock, County department of livestock production, Development partners (WFP, ACDI/VOCA, NRT, RPRLP, ILRI and Kenya climate smart agriculture project.	550M	
Revitalization and commercialization of agriculture training centre (ATC)	Isiolo ATC Bula pesa ward	To Improve institutional, effectiveness and efficiency. To Enhance Revenue generation	Reduced unemployment	1 DFF established 5 infrastructure improved 5 viable businesses incubated. 25 technologies & enterprises promoted. 40,000 clients reached. Amount of revenue generated (10M).	2018-2022	MoALF & partners	100M	
4.5.1.2 Agriculture Sub-sector								
Lower Ewaso Nyiro food security programme	Garba Tulla & Sericho ward	To improve food security and house hold income in the	Improved food & nutritional security & incomes	1 dam constructed & operationalised 4 irrigation scheme served	2018 – 2022	MoALF & partners (NIB, Caritas, Kenya Rapid)	8B	

Project Name	Location	Objective	Output /Outcome	Performance indicators/ Targets	Time Frame	Implementing Agencies	Cost (Kshs.)	Remarks
		region	Improved proctivity & resil;ience	2000ha under crop Acreage under crop 3000 Acres under fodder 6000 aggregated beneficiaries				
4.5.1.3 Veterinary Sub-sector								
Disease free zone	Burat	To improve market access of livestock and livestock products	Quarantine station / livestock cleansing area established certified livestock free of trade-sensitive diseases	Entire area fenced 10 paddocks made 10 watering and 10 feeding troughs 4 spray race constructed 4 crushes constructed	2018-2022	MoAL&F Development partners (FAO, FCDC,NRT, KWS,)	300M	
4.5.2 Water, Sanitation, Energy, Environment, Natural Resource and Climate Change								
Isiolo mega dam	Oldonyiro Ward	Harvest and store flood water during peak rainy season to avert water shortages	Increased water supply for domestic and power generation	Isiolo high capacity dam constructed completed and functional	2018-2022	National Government, County Government	21B	
Soi-Maili Saba dam	Burat Ward	Harvest and store flood water during rainy season flows	Increased water supply for productive uses	Soi-Maili-Saba dam constructed completed and fumctional	2018-2022	National/County Govt	1B	
Modogashe Water Supply Project	Sericho Ward	Provide clean potable water to Modogashe town and its environs	Increase clean potable water supply to 8,000 persons	Number of households accessing water	2018-2022	County Govt / National Govt and other partners	176M	
4.5.3 Health Services								
Universal Health Coverage	County-wide	Improved access to health services	Increase health coverage	-Household census -100% households covered -Service Availability and Readiness Assessment	2018-202	National Government, CGI, World Bank, UNFPA, UNICEF& KEMRI	5B	
Trauma center	ICRH with	Call centre with	Increased access	-Established critical care unit at ICRH	2018-	ICG/Partners	500M	

Project Name	Location	Objective	Output /Outcome	Performance indicators/ Targets	Time Frame	Implementing Agencies	Cost (Kshs.)	Remarks
	sections in garbatulla and merti	intergrated efficient county wide referral system. Improved access to emergency services and critical care	to emergency services.	-Estabslished call center with satellites at garbatulla and merti subcounties - Number of fully equipped ambulances procured.	2022			
Cancer center	ICRH	To realize a cancer-free society and reduce its burden in the community	-Early detection and treatment of cancer -Reduce cancer related deaths by 50%	A fully equipped and operational cancer centre	2019-2021	ICG/ Partners	500M	
4.5.4 Lands, Physical Planning, Roads, Public Works And Urban Development								
4.5.4.1 Lands and Urban Planning								
County Spatial Plan	Entire county	To provide a spatial framework that will guide social economic development	Harmonious economic, social & physical development across the county	Proportion of the county with harmonious land use	July 2018-Dec 2019	ICG/ Partners	120M	
Land Survey and Registration	Entire county	To secure land tenure.	Increased utilization of land and minimal land disputes cases	% increase in properties with title deeds.	2018-2022	County Government, GoK National Land Commission	160 M	
4.5.4.2 Roads and Public Works								
LAPSSET	CB Samburu-CB Garissa	To provide multiple Eastern African nations access to large scale economic trade systems thereby promoting socio-economic development in the	Efficient bimodal transport network	Number Kilometre of paved road	2018-2022	GoK County Government		

Project Name	Location	Objective	Output /Outcome	Performance indicators/ Targets	Time Frame	Implementing Agencies	Cost (Kshs.)	Remarks
		region.						
Isiolo Urban Roads	Isiolo Town	Improved town access roads infrastructures	35 km Paved Roads	Number Kilometre of paved road	2018-2022	CGI, KURA	1750M	
Isiolo International Airport	Isiolo town	To promote growth and unlock economic potential of the region and neighbouring pastoralist areas	Increased economic activities in the county	Increased runway from current 1.4km to 3.2km	20118-2022	KAA	70M	
			enhanced airport safety to international standard	Control tower and runway lighting system in place		KAA	30M	
4.5.5 Tourism, Wildlife, Trade, Cooperative, Enterprise, Industrialization Development								
E-portal /Business information / incubation centre development	Countywide	To promote trade, marketing and information dissemination	Operational E-portal Operational website	No of customers served per day	2018-2019	CGI	65M	Key fir information disseminati on
Establishment and operationalizing a county cooperative development fund	Countywide	Increased asset accumulation for investment, To enable the community to access affordable credit facilities	200M cooperative development fund established	No of loanees benefiting	2018-2020	CGI	200M	Top priority
Isiolo resort city	Kipsing gap		Improve isiolo's status as a major tourist destination	Develop a modern well planned state of the art tourist city	2018-2022	ICG, Gok /Partners		
4.5.6 Education, Youth, Sports, Gender, Culture and Social Services								
Establishment of Kenya School of Government	Isiolo Central	To to build human resource capacity and enhance management Skills for Isiolo and the upper eastern	Enhanced management s	proportion of work done	2018-2022	National Government (KSG),CGI and partners	500M	

Project Name	Location	Objective	Output /Outcome	Performance indicators/ Targets	Time Frame	Implementing Agencies	Cost (Kshs.)	Remarks
		region						
Establishment of four centres of excellence	Oldonyiro, Cherab, Ngaremara and Sericho	To enhance access and retention	enhanced enrolment in schools	Improved access to all level education	2018-2022	National Government education department	100M	
Construction of ECDE Training College.	Headquarter	To promote In-service & Pre-service continuous training of county staff.	ECDE training college, Resource centre, Conference facility and offices	Number of ECDE staff Trained	2018-2022	ICG/ DEVELOPMENT Partners	200M	
Upgrading and modernization of isiolo stadium	HQ	To enhance couty sports development and participation	Improved county sports activities	number of sport facilities established in the stadium	2018-2022	ICG/ Development Partners	500M	
Creation of isiolo county youth service(ICYS)	All wards	To iImprove youth participation in county activities	Increase job opportunities for youth in the county	Number of youth recruited to county youth services	2018-2022	ICG/ Development Partners	300M	
Isiolo youth enterprise fund	youth	To enhance youth participation in commerce	Increased youth engagement in business	Number of youths benefiting from the fund and engaged in business	2018-2022	ICG/ Development Partners	300M	
4.5.8 Governance, Administration, Public Service Management and cohesiton								
Electronic Records & Document, management and workflow	Isiolo town	To Provide workflow functionality for managing internal processes and approvals	Digitized records and documents	Number of county department records and documents Digitized	2019-2021	County Government Public Administration and Governance	20M	
Establishmnet of county ward Development platforms	All wards	To strengthen public participation and consultation platforms	Greater public confidence and support from the publc and county public investments	Regularity, timeliness and accuracy of county news information services	2018	County Department of Coehsion and Public Participation as well as economic planning	40M	

CHAPTER FIVE:

IMPLEMENTATION FRAMEWORK

5.1 Introduction

This chapter outlines the organizational flowchart and institutional framework that will be followed to support the implementation of the County Integrated Development Plan.

5.2 Institutional Framework

There will be the county budget and economic consultative forum consisting of the governor as the chair person, county executive committee members and the representatives of professionals, business community, women, persons with disabilities, the elderly and faith based organizations appointed by the governor. This forum will provide means for consultation for county government on preparation of county plans, fiscal strategy paper, budget reviews and advice on matters relating to budgeting, economy and financial management at the county level. A summarized institutional framework that informs implementation is shown here below:

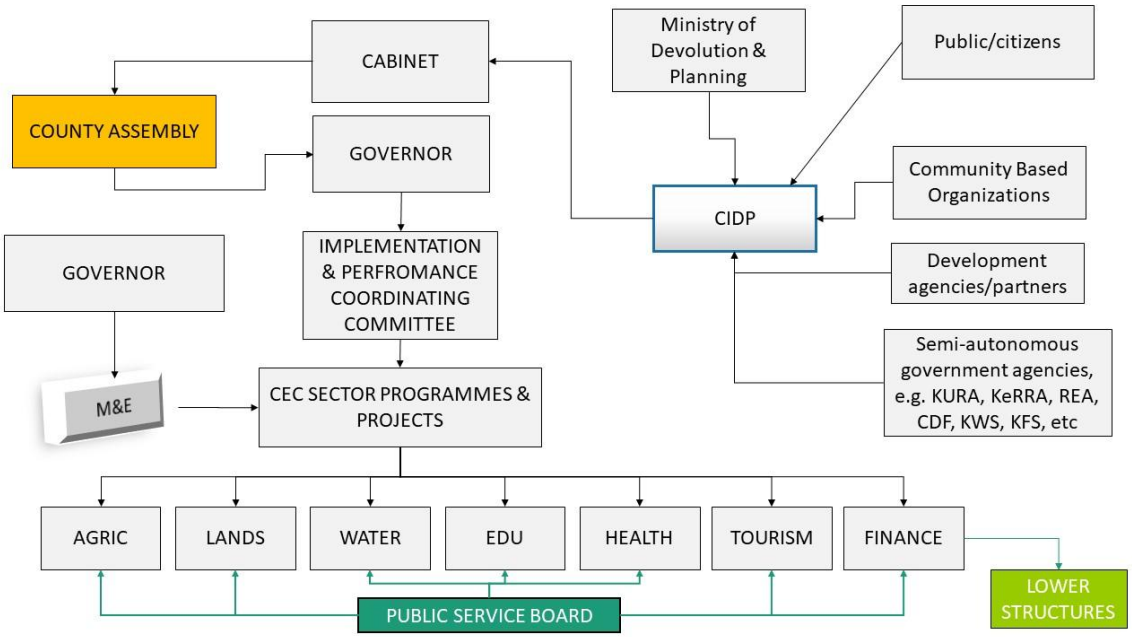

Figure: A summry of the instutitutional structure for the implementation of the CIDP

The county coordination committee will oversee the implementation of the programs /projects in the county. This committee will be chaired by CEC Finance and Economic Planning and shall consist of each sector CEC and their Chief Officers. The Chief Officers will be assisted in the implementation of the programs/ projects by their Directors and technical staff as well as by the sub-county, ward and village committees.

The governor shall ensure that all the structures created are operational and generating the desired outcomes. Each sector shall be individually overseen by the CEC incharge of the specific sector. The CEC shall assign duties and responsibilities to the Chief Officers who shall in turn assign their respective directors tasks based on he programmes and sub programmes under their responsibility. The CEC shall likewise assign duties to individual technical staff working below them. The Governor shall be the chair for the monitoring and evaluation of performance and shall prepare performance contracts for each CEC and based on the CIDP sector programmes. The CECs shall in turn sign performance appraisal contracts with their Chief Officers and the Directors working below them.

5.2.1 Organizational Flowchart

The organizational structure in the County Government of Isiolo is illustrated in chart 1 below

Chart 1: Organisational Flow Chart

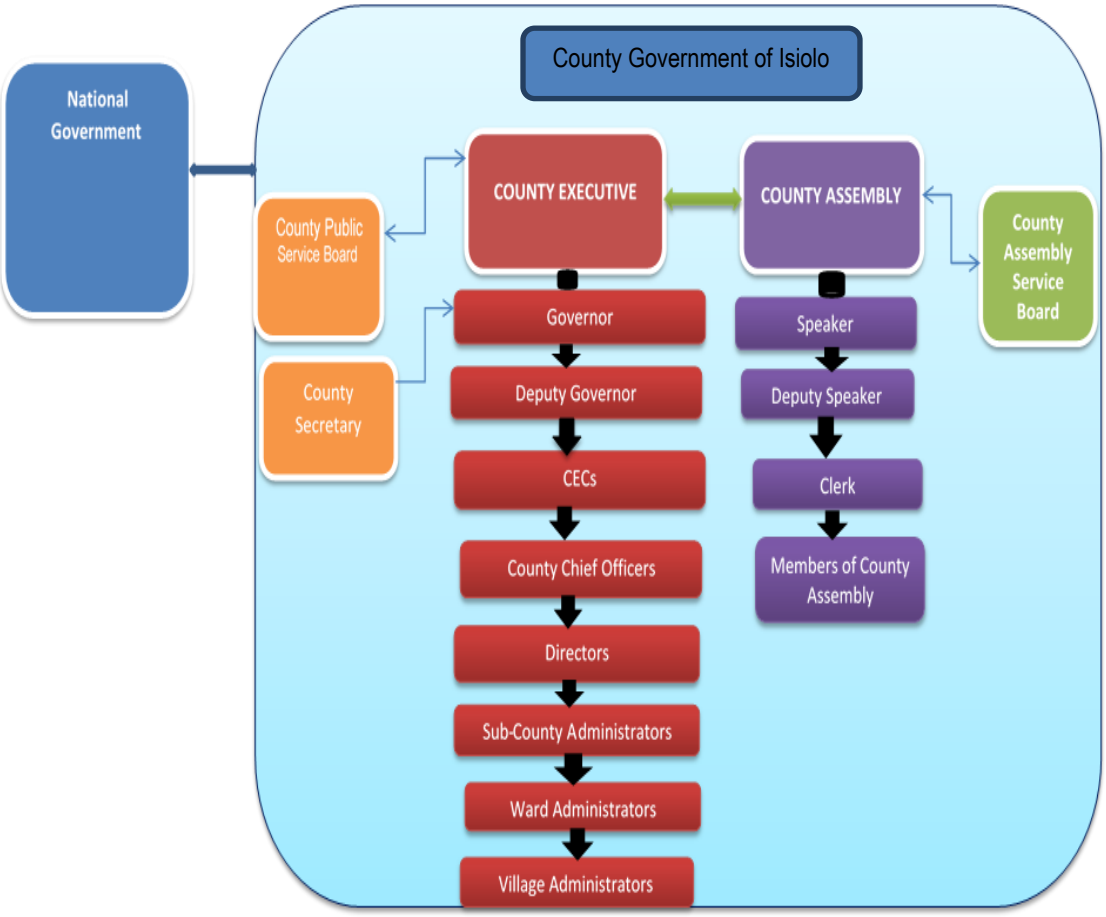

5.2.2 Stakeholders in the County

The County Government of Isiolo needs to identify and recognize key stakeholders who have an interest, effect or can be affected by the programmes /activities undertaken within the county. It is imperative that the county analyses the level of power and influence on the decision making process, implementation of programs and projects. The key internal or primary stakeholders include employees and managers in the county government. The national government is a keypartner in the development of policies through the Ministry of Devolution and Planning. The county asssembly prepares the legislation that supports this process by overseeing the implementation of the CIDP while the public service board creates the staff establishment needed to implement the sectoral projects and programmes. The national government is constitutionally obligated to provide funding to the counties based on an allocation formular arrived at by the Commission on Revenue Allocation (CRA) and passed by both the Senate and the National Assembly. The county government with the governor as the Chief Executive oversees how the county implements its budget while also overseeing the human resources function as well as the technical support needed to implement the programmes of the county. At the national level, the Senate provides the oversight and prepares legislation that support the smooth implementation of the county government agenda.

5.2.1.1 Stakeholders in the County and their Roles

In order to realize the development goals of Isiolo County, different groups and institution are involved in the implementation of strategies which are geared towards achieving the set targets. These stakeholders have different roles as outlined in the Table below.

Stakeholders	Role of Stakeholders
People of Isiolo County	Participate in development programs and projects; Provision of revenue in form of fees and other charges; Custodians of the natural and cultural resources of Isiolo county;

Stakeholders	Role of Stakeholders
The Executive	Develop policy guidelines and sustenance of political will; Provide general direction to the objectives of the county; Provide road map to development agenda; Promote private public partnership; Efficient and effective implementation of policies.
County Assembly	Enact enabling legislations; Quality control over top cadre personnel in the county; Scrutinizing and approval of budget; Oversight of development projects; Promote public private partnerships and create incentives for investors.
National Government Agencies	Collaboration in implementation and executing projects and programs; Provide professional/technical input and policy directions; Provision of relevant information and data; Effective participation in all sector meetings.
NGOs/CSOs/FBOs/CBOs and Other development partners	Contribute to policy formulation on county matters; Mobilize funds for development; Support on community empowerment and advocacy.
Private Sectors	Contribute to policy formulation on county matters; Create wealth and employment through building industries and businesses; Provide essential goods and services to the people.
Neighbouring counties	Develope mutual understanding in resource sharing; Dialogue, information sharing, exchange of views.

5.3 Resource Requirement by Sector

Section 104 of the County Government Act 2012 and Article 220 of the Constitution (2010) and the PFM Act (2012) provide that no public funds shall be spent without a development plan. This second integrated development plan for Isiolo establishes financial and economic priorities for the county over the medium term and makes an overall estimation of the county government's revenues and expenditures. The indicative cost of proposed budget for each sector derived from the sector programmes and projects for the period 2018 – 2022 is as shown in the table below

Table 39: Summary of Proposed Budget by Sector

Sector Name	Amount (Kshs.) Millions	As a percentage (%) of the overall Budget
Agriculture, Livestock and Fishery Development	18,963.50	18%
Water Energy, Environment Natural Resource and Climate Change	40,596.00	38%
Health Services	12,379.00	12%
Lands, Urban Planning Roads, Transport and public works	14,202.00	13%
Tourism , Trade , Cooperative and enterprise development	4,296.00	4%
Education , Youth, Sports, Culture, Gender and Social Services	5,901.00	6%
Finance and Economic Planning	2,252.00	2%
Governance, Administration , Public Service Management, Cohesion and disaster management	2,983.00	3%
Special Programmes & ICT	4,120.00	4%
County Assembly Services	0.63	0%
Total	**105,693.13**	**100%**

5.4.1 Budget Projection and Resource Availability

Isiolo County has two major sources of revenue as provided for by the Constitution of Kenya 2010. The equitable share from the national government and own revenues collected locally. The largest source of revenue has been the equitable share from the national government. Over the next five years the county government expects to directly receive the following revenues from the traditional sources such as own-source, the equitable share of national revenue, expected conditional grants from national Government or development partners as well as the public-private partnerships (PPPs) arrangement.

Table 40: Revenue Projections

Type of Revenue	2017/18	2018/19	2019/20	2020/21	2021/22	2022/23	Total
Local Revenue	182.86	192.00	201.60	211.68	222.27	233.38	**1,060.95**
Equitable share	3,775.00	4,152.50	4,567.75	5,024.53	5,526.98	6,079.68	**25,351.43**
Conditional grants From national government	280.87	308.96	339.85	373.84	411.22	452.34	**1,886.21**
Conditional grants from development partners	101.55	111.71	122.88	135.16	148.68	163.55	**179.90**
Equalization fund	-	-	-	-	-	-	**-**
Other sources (Specify)	-	-	-	-	-	-	**-**
Total	**4,340.28**	**4,765.17**	**5,232.08**	**5,745.21**	**6,309.15**	**6,928.95**	**28,478.49**

County Treasury, 2017.

Based on the county treasury revenue projections, the county is expected to receive total revenue of Kshs 4.3 billion for the year 2017/18 from both external and county own revenue streams. This allocation has been determined based on the county's population, poverty levels, land area, basic equal share and fiscal responsibility. The value is expected to progressively grow steadily to Kshs 5.7 billion in the mid-term for the year 2020/21 and Kshs 6.9 billion in 2022/23. Capital/development projects contained in this plan will be funded through budgetary allocation from the national government, grants and loans from development partners and internally generated funds. The county government is expected to fund about Kshs 28.48 billion, while the deficit is expected to be sourced from development partners.

Isiolo County has been relying on the two main sources namely equitable share exchequer releases and county own reveneue which have led to resource constraints since the inception of the county governments. Such constraints are manifested in phasing of priority projects which results to high cost of project execution and delaying of the benefit.

5.4.2 Strategies for Raising Revenue

Based on the above outlook the CIDP has identified the following strategies to help bridge the resources gap and to mitigate the risks posed by over-reliance on few revenue sources. This will be through the following measures:

a) Private-Public Partnerships

The gounty Government will invest to increase the level of private investment into public goods. This will be through development of county private-public partnerships' legal and policy framework which will provide an avenue of mobilizing resources from the private sector. The legal framework will act as a guideline into actualizing the partnerships by providing terms and conditions that guide the day to day management of such partnerships.

To exploit the county potential, PPPs will be sought in key strategic sectors, especially in livestock value addition, energy, mining and tourism. The county has huge potential for solar (clean) sources of energy and for tourism. In the medium term, the county government will seek partnerships with private investors to exploit these opportunities to grow the county economy and revenue sources.

b) Creation of Regional Economic Block

The county government will champion for the creation of a viable economic bloc to help in the implementation of strategies that would have a positive impact on the region. Such a bloc will facilitate mobilization of resources from the neighbouring counties for implementation of the CIDP. The bloc would also help address common challenges that affect the region and those that would require the efforts of all the affected counties. Such challenges will include livestock diseases, drought and epidemics, water management, infrastructure among others.

c) Tapping on International Funds

The county government will aggressively initiate partnerships with development partners and tap on climate change funding and carbon credits for conservation of environment and increasing forest cover.

d) Property Taxes

The property rate has the highest potential for own revenue given the size of the county and the number of planned urban areas and the number of plots. The county government will invest to develop a valuation roll which will guide the collection of property rate based on clear and transparent valuations during the plan period.

e) Enhanced Effective Trade Regulation through Trade Licenses to Maximize on Revenue Collection Coupled with ICT

The county government will streamline the trade licensing to ensure fair licensing fee based on the trade volumes and space occupied. It will conduct a comprehensive business survey to help develop a county business establishment database. This will be coupled with leveraging on ICT developments to strengthen the revenue collection system. In addition, citizen's engagement and public participation will be improved to accelerate good working relations and minimize conflicts in county taxation and revenue collection, legislation and business.

f) County Investment, Marketing and Promotion of Legal and Policy Framework

The county government will endeavour to attract more investors into the county. This will be achieved through continuous and extensive marketing of the available investment opportunities in the county. The county government will therefore be operationalizing county investment unit which will be in charge of marketing the county investment opportunities. The unit will map, prioritize and document all the investment opportunities to ensure coordinated and sustainable investment.

Operationalizing this strategy, the county government will develop the county investment marketing and promotion bill and the appropriate policy. The objective and purpose of the marketing and promotion bill will be to market the county as an ideal investment destination and promote the business of meetings, conferences and exhibitions.

g) Community Contribution

To enhance the projects ownership and sustainability, the contribution of the community, whether in cash or in kind, is an important aspect that should be promoted. In this regard, the county shall develop a community volunteerism scheme to help mobilize community input into development. The scheme will entail labour, time, local materials or cash.

h) Other Sources

In the short and medium term, the county is expected to attract new and retain existing non state actors in the form of aid, grants and bilateral development assistance. The county has a relatively large network of NGOs, donors and development partners, especially in the semi-arid regions. With the development of this plan, these non-state actors are expected to identify strategic areas to support development initiatives. As a government, the county will provide coordination to avoid duplication and assure sustainability of the development initiatives in the long term.

i) Public Borrowing/Debt

While the county governments are being encouraged not to borrow in the first three years of transition to allow them time to establish their financial systems, it is expected that in the medium term, the county will be able to borrow in order to finance key development projects. To attract investments (locally and internationally) the county has to aggressively improve its key infrastructure to ease movement of goods and persons, communication and access to

markets outside the county. The investments in infrastructure are expected to increase economic activity in the county, boost trading activities, and exploit the county's enormous agricultural, tourism and mineral potential. Cumulatively, these activities will grow the county's revenue base to support the borrowing.

j) Local Revenue

The county has the potential to generate more funds internally if the following strategies are implemented

a) The county will carry out a comprehensive study that will, among other things, rationalize the existing traditional revenues as was previously being collected by the defunct local authorities.
b) A comprehensive valuation role based on urban spatial plans will be prepared so as to ensure that the county government is objective in land rates charged. This will help the county government to come up with new sources as guided by the now expanded mandates, introduction of automated payment systems to minimize contact with cash and develop more IT-enabled systems will help seal financial leakages.
c) The staff on the other hand will be placed under a performance-based system to enhance their efficiency and accountability.

5.4.3 Assets and Financial Management and Accountability

a) Capital Projects Funding

Capital projects as contained in this plan will be funded through budgetary allocation from the central and county government, through grants and loans from development partners. The county will explore different modes of financing including private investments and public private partnerships arrangements.

b) National Government Allocation

The county will finance its capital projects using the following strategies. The county government will receive substantial amounts of revenue from the national government on an annual basis for both recurrent and development expenditure. In applying these resources, the administration will be biased towards development by ensuring efficiency and cost effectiveness. Priority will be given to projects with the widest impact on the living standards of the communities while at the same time ensuring equity in terms of distribution.

c) Public Private Partnerships

The Public Private Partnership (PPP) institutional framework will be strengthened for operationalizing and this will attract external funding through public private partnerships. Relevant legislation will be made by the county assembly to encourage private investment in public projects. Key strategies to be applied will include, but not be limited to:

- Lease, whereby the private party pays the county government rent or royalties and manages, operates and maintains the facility or utilizes the leased property for the exploration, production and development of minerals. The private party receives fees, charges or benefits from consumers for the provision of the service or sale of products for a specified period.
- Build-own operate scheme, where the private party designs, finances, constructs, operates and maintains the infrastructure facility and provides services for a specified period.
- Land swap, where a county government transfers existing public land or an asset to the private party in consideration of an asset facility that has been developed by that private party.
- Build-transfer-and-operate, where a private party constructs an infrastructure facility and assumes the costs and risks associated with the construction of the building. Upon completion, the private party transfers the ownership of the facility to the county government and continues to operate the facility on behalf of the contracting authority.
- Joint venture. In some cases, the county will consider joint ownership of a facility with a private investor for mutual benefit.

d) Grants and Partnership with National Government on Revenue Sharing

A comprehensive grants planning will be made to finance capital projects, with clear proof of long-term sustainability and ownership. The county government will explore avenues of resource sharing with the national government from resources mobilized in the county.

e) Financial Management Strategies

The county will enhance capital budgeting strategy to ensure prudent financial management. Capital budgeting is the planning process used to determine whether an organization's long-term investments such as new machinery, replacement machinery, new plants, new products and research development projects are worth the funding of cash through the organization's capitalization structure (debt, equity or retained earnings). It is the process of allocating resources for major capital, or investment, expenditures. The primary goal of adopting this method is to increase the value of the services to the county. In capital budgeting, county risk management strategy will be applied as a technique.

Risk management is the identification, assessment and prioritization of risks as the effect of uncertainty on objectives (whether positive or negative). This is followed by coordinated and economical application of resources to minimize, monitor, and control the probability and/or impact of unfortunate events or to maximize the realization of opportunities. Risks can come from uncertainty in financial markets, threats from project failures (at any phase in design, development, production or sustainment lifecycles), legal liabilities, credit risk, accidents, natural causes and disasters as well as deliberate attack from an adversary, or events of uncertain or unpredictable root cause.

The strategies to manage threats (uncertainties with negative consequences) typically include transferring the threat to another party, avoiding the threat, reducing the negative effect or probability of the threat. It could even be accepting some or all of the potential or actual consequences of a particular threat, and the opposites for opportunities (uncertain future states with benefits). The various portfolios at the county must embed risk mitigation in their strategic plans.

f) Asset Management

The county government will compile a list of its assets according to the Public Finance Management Act No. 18 of 2012. New purchases of assets will be procured in accordance with guidelines provided in the Public Procurement & Disposal Act (2005), Public Procurement & Disposal (County Government Regulations) (2013) and Public Procurement and Disposal (Preferences & Reservation) Regulations (2011) to ensure that the county government gets value for money in acquiring, using or disposing those assets. As a precaution, the county government will carry out a re-evaluation of all county assets and compile relevant registers. The introduction of a geographical information system (GIS) will help in the management of the registers, thus enhancing accountability. Enough funds will be allocated for regular repair and maintenance as well as to carry out routine audits for verification.

g) Strategic County Assets Management Plan

A strategy for asset management covering the development and implementation of plans and programs for asset creation, operation, maintenance, rehabilitation/replacement, disposal and performance monitoring to ensure that the desired levels of service and other operational objectives are achieved at optimum cost is an imperative for the county.

Developing a strategic asset management plan is an essential part of any organization's strategy, as it guides the purchase, use, maintenance and disposal of every asset an organization needs to conduct business. The goal of every asset management plan is to define the use of assets in order to streamline productivity and delivery with minimal loss of capital. An asset management plan will be coordinated with all major departments of the county such as human resources, research and development, logistics and accounting. Each department will be accountable for the assets it controls. For efficient asset management, the county will adopt the following assets management strategies.

h) Maintain an Assets Register

All departments will be required to keep an updated register of their assets. The original cost, annual devaluation, maintenance costs and expected disposal costs of the assets will be maintained. The county will also adopt software programs that allow for easy asset registering. A simple database for the county's specific use will also be developed.

i) Classify Assets to be managed

Different types of assets will be managed on a sector basis. The classification includes buildings, plants and machinery, transportation assets pertaining to the physical production and delivery of services, hardware and

equipment pertaining to the development and production of services and products Intellectual property such as patents and copyrights also will be maintained for consistent rights to use.

j) Develop Separate Plans for Each Step of the Asset Management Cycle

The county will adopt various plans for asset management. The organizational asset management plan ensures the county's direction and vision is represented and implemented in the asset management plan. The facilities management plan defines every aspect of managing current facilities to enable the efficient day-to-day running of the county. The maintenance plan outlines the maintenance of current assets, including buildings and equipment. The capital development plan defines assets built with the county's capital and the supporting infrastructure.

k) Create Budgets for Each Department's Asset Management Plan

The county will create a budget for each department's assets. Each budget will reflect the realistic costs of acquisition of assets, the maintenance of current assets and disposal of old assets.

5.5 Estimated Resource Gap and Measures to Address

It is estimated that the overall successful implementation of this Isiolo County CIDP 2018 -2022 will cost Kshs. 105.69 Billion.Table 42 below shows the breakdown of the total estimated cost of implementing all programmes of the CIDP and the actual/projected funds from the equitable share, local collection and conditional allocations which is estimated to be Khs. 28.5 billion.Therefore, resource gap of Ksh 77.2 billion is realized in the implementation of CIDP 2018-2022, however the above stated figures are exclusive of all pending bills, and resort city flagship.

5.5.1 Measures to Address Resource Gap

a) Eliminate Revenue Leakages

The county shall commission a baseline survey to establish existing revenue base and identify bottlenecks in revenue generation. Remedial measures to minimize revenue leakage will be undertaken to enhance efficiency.

b) Mapping of Development Partners

Identifying and networking with key national donors or international bodies that have the potential to support sectors of relevance to them. The county will involve development partners to comprehensively address development challenges. The county shall also undertake comprehensive donor mapping with a view to understanding the core areas of focus for joint development while at the same time charting engagement framework and formulas.

A county development partners' steering committee will be established to create synergy and eliminate duplication of development projects. Plans and budgets on which donors can base funding decisions will be formulated. This will give confidence to donors that activities for which the county requests financial support have been subjected to thorough review and prioritization and that their contributions are managed efficiently. The CIDP shall provide the roadmap as to which type and amount of funding maybe required.

c) Proposal-writing

Guiding of the county staff in the development of effective proposal submissions that communicate to potential supporters and donors

d) Fiscal Discipline Measures

Financial prudence, accountability and responsibility are fundamental public finance principles as provided for in chapter twelve of the Constitution. Section four of the Public Finance Management Act, 2012 (PFMA, 2012) on county government responsibilities with respect to the management and control of public finance sets out the fiscal responsibility principles to be enforced by county treasuries. To ensure compliance with statutory requirement on management of public funds, the county government will adhere to strict spending measures.

In addition, the government will apply cost-cutting and waste reduction strategies aimed at increasing resources for development. The county government will ensure adherence to 30:70 ratio of development to recurrent as set out in the PFMA, 2012

In addition, the county government shall strengthen the procurement and audit systems by continuously building the capacities of officers involved in procurement of goods and services and audit processes.

e) Resource Mobilization Unit

The county will set up a resource mobilization unit domiciled under the Department of Finance and Economic Planning to coordinate and spearhead resource mobilization strategies. The unit will be mandated to recommend resource mobilization priorities for the county by auditing the resource need, identifying the potential donors, outlining the approach for each donor, develop targeted messages for advocacy and tracking the performance of funds for accountability. The unit will create an open avenue for pledges and voluntary contributions.

The unit will further ensure that conditions and earmarking will be respected and donors shall be requested to formulate pledges in a manner that leaves no doubt as to how the contribution should be used. Most funding is provided under agreements setting special conditions. These shall be kept simple and clear and include conditions that are practical and consistent with county laws and policies and the national policy and legislative frameworks. Pledges/agreements shall be acknowledged in writing and receipt of payments must always be confirmed. Funds provided with broad or no earmarking should be allocated according to the priorities set by the County Executive Committee. To achieve this, the county government will establish a lean liaison office which will partly coordinate resource mobilization and communication with various partners.

f) Enhanced Use of ICT

The county will enhance the use of ICT to automate revenue management and enhance effective revenue collection. This will reduce human interface and thus minimize corruption. Digitalizing the revenue collection processes will increase revenue collection and reduce collection costs. The county will also consider outsourcing of revenue collection to professional or financial institutions/ intermediaries.

CHAPTER SIX:

MONITORING AND EVALUATION FRAMEWORK

6.1 Introduction

This chapter presents the monitoring and evaluation framework that will be used at the county level to track progress on implementation of projects and programmes. It describes the institutional M&E framework set up within the county which is linked to the county integrated monitoring and evaluation system (CIMES). It also describes the mechanisms for data collection, analysis, and reporting, dissemination and citizen engagement. An indicative matrix by sector detailing the programme, outcome indicators, baseline, source of data, reporting responsibility, situation in 2018, mid-term target and end-term targets is also presented.

It is important to mention that a well-designed M&E system should ensure that good and quality data are regularly collected during and after implementation of every project/programme defined in the CIDP. The data guides the CIDP and all other county project/programme implementation teams, while also informing strategic policy decisions that need to be taken by the County Executive and other management teams in the county.

It should also be noted that 'monitoring' and 'evaluation' are closely inter-related. Therefore, ongoing monitoring processes should provide an integral part of any evaluation. There needs to be continual crossover, input and mutual enhancement between the two. Their separation into two distinct columns as presented in Table 6.1 is intended to provide a checklist of the most important aspects to be considered in developing an effective monitoring and evaluation system. Figure 6.1 also illustrates the results driven monitoring and evaluation framework starting from inputs used to produce the outcomes (short, medium and long term). The results framework serves as a tool for strategic planning and better project design during the preparation stage and during the monitoring and evaluation. The output component of the results framework forms the basis from creating the performance contracting and staff performance appraisal.

To ensure the required emphasis on M&E receives full attention from all county staff involved in its preparation and reporting, M&E targets and indicators should be linked directly to the performance management of the county, including Performance Contracts of CEC members and the work plans of chief officers and their departments. Quarterly performance reviews per sector in the county should be chaired by the CEC Member and the governor respectively. The schedule of meetings and related agendas, roles and responsibilities are detailed in the County PMS Handbook.

County PMS processes incorporate evidence-based M&E, following the ten steps presented in Chapter 3 of the County Integrated Monitoring and Evaluation System (CIMES). Staffing of the service delivery secretariat is drawn from each county department. Further, the M&E of individual projects within the CIDP Results Matrix is performed by project managers and approved by the respective director of the department in which each project is located. Results are required quarterly, and meetings to discuss these results should be chaired by the governor, who should also ensure that all departmental programmes and priority projects are monitored and managed for results. Project managers and their directors are required to ensure that the county M&E programme is given adequate attention within the county performance management process.

To get started with county M&E, the county needs to use and follow the 10 steps in Chapter 3 of the (CIMES) in the provided sequence. To operationalize the process, it is recommended that the county uses the detailed recommendations and processes of the County PMS Handbook. Figure 6.2 shows the ten steps that are required for the M&E process.

For understanding some elements of the process, the readiness assessment is a diagnostic aid that determines where a county stands in relation to the requirements for establishing a sustainable results-based M&E system. It is an analytical framework to assess a county's organizational capacity and political willingness to monitor and evaluate its development goals, and to develop a performance-based framework. It should include sensitization of the governor's office and of the Members of the county assembly on the need for an M&E and its budget implications. The readiness assessment is the foundation of the M&E system. Just as a building must begin with a foundation, constructing an M&E system must start with a readiness assessment. Without an understanding of the foundation, moving forward may be fraught with difficulties and ultimately, failure. This is where the county should focus itself at the outset. The mover of the M&E process and in this case the CEC finance and economic planning must initiate dialogue with the governor and brief him/her on the process, its benefits and expected outcomes. The dialogue should also include the budget needed as well as the staffing structure and its leadership.

The position of the director of M&E and supporting staff should be created to oversee and manage the M&E process and to report the outcome. The readiness assessment includes a review of a country's current capacity to monitor and evaluate along the following dimensions: technical skills; managerial skills; existence and quality of data systems; available technology; available fiscal resources; and institutional experience; existence of technical and managerial skills, leadership, and management capacity to achieve the expected results; efficient and reliable information system to monitor and assess effectiveness and efficiency in delivering outputs to achieve desired outcomes and impacts for the targeted groups; sound budget planning, formulation and execution that focus on priority policies and programmes. Are there other organizations such as universities, private consultants or government agencies that have the capacity to provide technical assistance and/or training?

Assess the roles and responsibilities and existing structures to monitor and evaluate development impact. In most county governments, different departments will be at different stages in their ability to monitor and evaluate. It should not necessarily be assumed that all departments in a county are moving in tandem and at the same pace. There will inevitably be some sequencing and phasing with respect to the building of M&E systems. The readiness assessment serves as a guide through the political system, and helps identify the ability of county government departments and agencies to monitor and evaluate. One should first focus on nurturing those elements in the county government that are able and willing to move faster in developing an effective M&E culture.

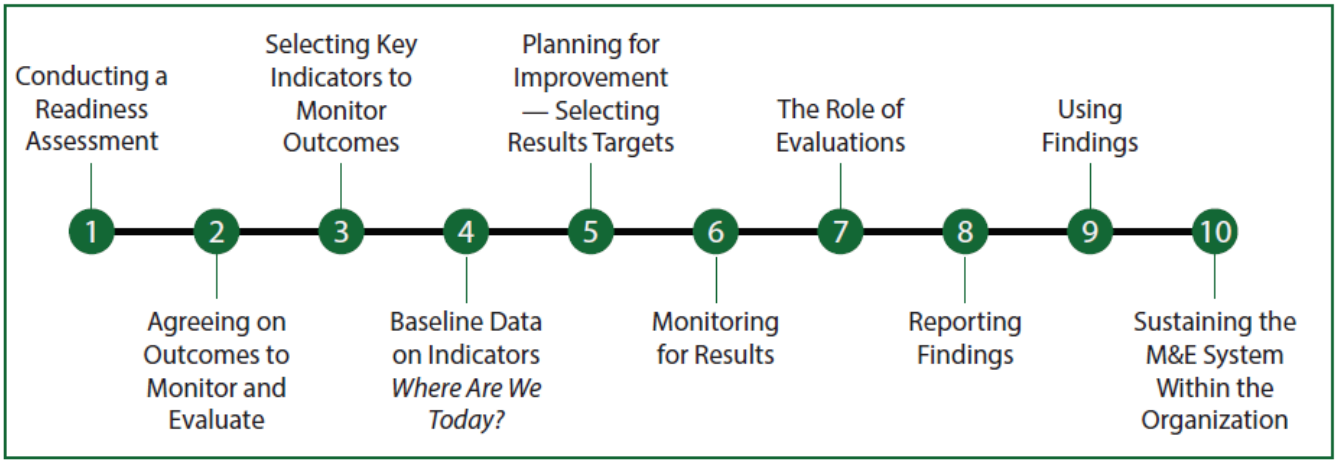

Figure 6.2: Ten Steps to Designing, Building, and Sustaining a Results-Based Monitoring and Evaluation System (picked from the CIMES)

Table 6.1: Principles for Monitoring and Evaluating County Development Plans

Monitoring	Evaluation
Ensure that monitoring is involved at all stages of the programme or project design and implementation.	Ensure that clear targets are identified at the start of the project/programme implementation process, and that delivery against these targets is used as the main framework for evaluation.
Involve all stakeholders in monitoring activities, and ensure that there are incentives in place for them to engage therein.	Incorporate a clear framework (such as a Results Matrix and Gantt chart) in the design of the project or programme to provide the basis for subsequent evaluation.
Create an environment in which monitoring is perceived as beneficial both to individual performance and to organizational capacity.	Make provision for costs of evaluation in original budget.
Use a diversity of methods, including both qualitative and quantitative indicators.	Ensure that all stakeholders, and particularly the intended beneficiaries, are consulted in the evaluation, and that the consultations' results are used effectively to enhance the

Monitoring	Evaluation
	implementation process of the project/ programme.
Ensure that monitoring processes address the objectives, outputs of the respective projects and programmes.	Identify and report important non-intended consequences.
Provide opportunities for county M&E staff to be trained in effective monitoring techniques.	Use a diversity of methods, including both qualitative and quantitative indicators.
Build in enough time within the programme and project implementation process for participants to engage in the consultations and discussions of M&E results.	Ensure that insights from the evaluation are disseminated externally so that others can learn from them.
Ensure that good practices and lessons learnt are shared among all stakeholders.	
Involve stakeholders in ongoing revision of the programme in the light of insights gained from monitoring.	

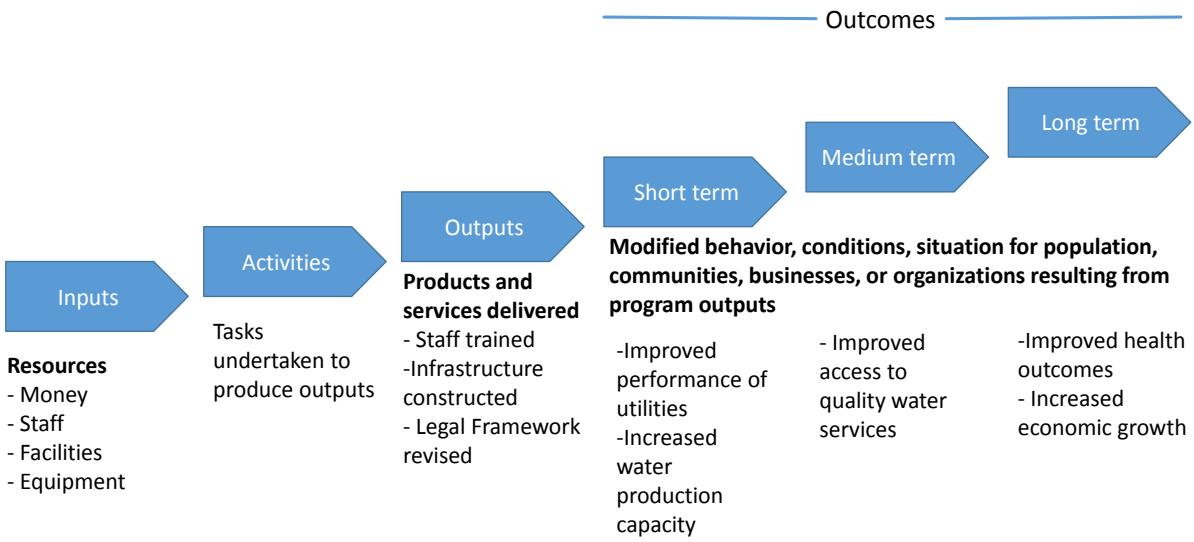

Figure 6.1: A results-based Monitoring and Evaluation Framework

6.2 Data collection, Analysis, and Reporting

Section 47 (1) of the County Government Act 2012 requires counties to develop a performance management plan that will inform the monitoring and evaluation (M&E) by outlining the expected inputs, outputs and results. The county evaluation is planned at two stages – mid-term and end-term. There will be quarterly and annual reports to assess the progress made in implementing the CIDP and providing necessary information and feedback. At the national level, M&E is conducted through the National Integrated Monitoring and Evaluation System (NIMES), whose main aim is to improve the effectiveness and quality of tracking of implementation of various development policies, strategies and programmes.

Data collection and analysis helps the monitoring and evaluation process by providing concrete evidence on what is eventually reported. Baseline data is a critical entry point. Baseline data forms are the benchmarks against which all performance evaluation is based. The design of the M&E framework should as well provide for the data collection tools.

Data collection tools should target each department such that the process is coherent and addresses issues tied to that specific department. Data collection tools are designed in the form of questionnaires that address data collection issues and types of information needed and correspond to the desired performance indicators. In this case, the indicators are designed as outcome indicators rather than output indicators as shown in the figure 6.1. Outcome indicators provide information concerning the expected outcome after each activity is undertaken. Chapter 4 provides the intermediate step where the expected output indicator is provided. The questionnaire should be as precise as possible indicating location of the collected data, when collected, and how collected. Type of data collected is also important since it informs on the methods that should be used for its coding and analysis.

There exist both quantitative and qualitative data collection methods. The quantitative data collection methods, rely on random sampling and structured data collection instruments that fit diverse experiences into predetermined response categories. They produce results that are easy to summarize, compare, and generalize. There are a variety of methods of data collection in qualitative research, including observations, textual or visual analysis (e.g., from books or videos) and interviews (individual or group). However, the most common methods used, particularly in healthcare research, are interviews and focus groups discussions.

Monitoring tools are used to continuously keep track of the status of the system in use, in order to have the earliest warning of failures, defects or problems and to improve them. In an IT environment, there are monitoring tools for servers, networks, databases, security, performance, website and internet usage, and applications.

Most **evaluations** require the use of data collection tools, -a survey or other data collection instruments. Evaluators either need to adopt or adapt tools “off the shelf” or create new ones. Either method can pose challenges: Tools that have been developed for one evaluation may not prove suitable for another, at least not without careful modification. At the same time, creating new tools requires expertise in measurement and instrument design. The statisticians should be consulted during the processes of generating data collection tools since, the analysis and evaluation requires sound analysis and interpretation of the data. Otherwise, like they say in computer parlance- garbage in-garbage out or GIGO.

Another question is on how do you know if an off-the-shelf instrument is appropriate for your evaluation needs? When considering the use of an instrument, keep in mind the following:

1. What is the instrument measuring? Review how the instrument developers define what it is they are measuring. Does it match exactly what you want to measure? Also look for validity evidence that the instrument measures what it proposes to measure. Validity evidence can be from expert reviews, think-aloud interviews, factor analysis, and other validation techniques.

2. What audience was the instrument created for and tested with? Instruments are created for a particular audience. If your audience matches the one that an instrument was designed for, great. If not, you’ll need to do some testing to see if the instrument works for your audience before you use it for an evaluation. For instance, a survey created for adults may or may not be appropriate for children. You won’t know until you test it.

3. What context or setting is the instrument meant for? An instrument meant for one setting may not work well in a different one. For instance, a survey developed to measure an experience kids have in a school classroom may not be valid for evaluating an experience they have within a museum. Again, testing is required if an instrument is to be used in a new setting.

County M&E progress reports (COMERs), also contribute to the national M&E report. In order to play its role in the national APR reporting timetable, the county will adopt the following schedule:

a) Villages, (through the VIMEC) give their reports to the Wards one week before the last day of each quarter.
b) Wards then aggregate their VIMEC results for one week and present their summarized report (through the WaMEC) to the Sub-Counties (and their SCoMEC) by the first day of the next quarter.
c) Sub-counties, through the SCoMEC, submit their reports to County M&E unit seven days after the quarter ends, following the quarter to which the report is referring.

d) County M&E units will thereafter compile the county M&E report for onward submission to CoMEC.

6.4 M&E Structure in the County

To ensure the required emphasis on M&E receives full attention from all county staff involved in its preparation and reporting, M&E targets and indicators should be linked directly to the performance management of the county, including Performance Contracts of CEC members and the work plans of chief officers and ministries. Quarterly performance reviews by ministry and for the entire county should be chaired by the CEC Member and the Governor respectively.

Schedule of Monitoring and Evaluation Committes

Committee	Membership	Roles and Responsibilities	Frequency of Meetings
County Assembly Committee responsible for Finance & Planning	**Chair:** County Speaker MCAs	- Receive county M&E reports, review and present to the County Assembly	Annually
County M&E Function	**Chair:** Governor or Deputy Governor In governor's absence, or member of Executive Committee nominated by the governor. **Membership**: - County Executive Committee members or their nominees in writing. **Convenor:** CEC member responsible for finance and economic planning functions at the county level.	- Co-ordination of development activities and harmonization of services delivered in the county; - Coordination of development activities in the county; - Coordination of intergovernmental functions; and (Other functions provided for by or under any law. - Receive M&E reports from CoMEC, review, endorse and pass to the county assembly - Committee responsible for Finance & Planning; and - Give policy directions on M&E at the county level.	Quarterly
County Citizen Participation	**Chair:** CEC responsible for the topic of the forum. **Membership** - Representatives of NGOs, and Civil Society Organizations. - Representative of Civil Society of Kenya. - Representatives of rights of minorities, marginalized groups and communities. - Representative of private sector business community. - Development partners' representatives in the county. **Convenor:** Responsible CEC or Chief Officer.	- Protect and promote the interest and rights of minorities, marginalized groups and communities and their access to relevant information - Participate in process of formulating and implementing development CIDP projects and programs. - Participate in establishing specific performance standards. - Promote public-private partnerships and encourage direct dialogue and concerted action on sustainable development. - Review and give feedback to M&E reports. - Develops and reviews CIDP	Annually
County M&E Committee (CoMEC)	**Co-Chairs:** - County Secretary and senior representative of the national government nominated by the County Commissioner in writing. **Membership:** - Heads of technical departments of the national government at county level - County chief officers - County assembly clerk	- Oversee delivery, quality, timeliness and fitness for purpose of M&E reports. - Drive service delivery through Performance Management and M&E. - Receive, review and approve county and sub-county CIDP, Annual Development Plans, work plans, M&E work plans and M&E reports. - Convening county citizen participation fora. - Mobilisation of resources to undertake	Quarterly

Committee	Membership	Roles and Responsibilities	Frequency of Meetings
	- Court Registrar - Representatives from devolved funds - Technical representatives managing all other non-devolved funds in the county. **Convenor:** Chief Officer or county director responsible for Planning and M&E functions.	M&E at county and sub-county level. - Approve and endorse final county indicators. - Submission of M&E reports to CEC, Council of Governors, constitutional offices and other relevant institutions, including MED. - Dissemination of M&E reports and other findings to stakeholders, including to county fora.	
Technical Oversight Committee	**Chaired by:** Chief Officer, or Director, Finance and Planning. - Up to ten technical officers versed in M&E from a balanced group of county departments and non-devolved function department **Convenor:** Head of M&E Unit	- Prescribe methodologies on evaluation. - Provide expert advice and review of the M&E report before it is passed on to CoMEC for endorsement	Quarterly
Sector Monitoring and Evaluation Committees (Optional)	**Chair**: A Chief Officer or Director from a relevant county department responsible for M&E. - Sector relevant county departments' Chief Officers, equivalent national government representative from that sector and sector relevant CSOs. **Convenor**: Chief Officer or Director of County Economic Planning Department.	- Responsibility and frequency of SMEC at sector level in support of functions of CoMEC in county	
M&E Unit	**Chair:** Director of County Economic Planning Department. **Membership:** M&E Officers under Director of Economic Planning. **Convenor:** County M&E Officer (CoM&EO)	- Provide technical support and coordination of CIMES, including its institutionalization within the county; - Prepare periodic CIMES performance reports for presentation to CoMEC; - Supporting the development of capacity for M&E through training, coaching and mentoring; - Coordinate regular M&E reports produced within the county departments and other agencies resident in county. -Support the implementation of the CIMES Guidelines and standards as the main M&E tool across the county - Maintaining the support systems that underpin reporting, such as the monitoring website and database of M&E (annual progress reports, ADPs, findings and recommendations, meta-evaluation data, etc.);and - Systematically capture lessons learnt from successes and failures	Quarterly
Service Delivery Secretariat (Optional)	Efficiency Officers reporting on behalf of each department to the governor's office. SDS members may be called upon to attend CoMEC meetings as information and	- Reports directly to the governor's office on service delivery and accountability issues to drive CIDP implementation and results.	

Committee	Membership	Roles and Responsibilities	Frequency of Meetings
	evidence providers.	- Provides real-time information for use by the CoMEC. - Governor's office and chief officers do not need to wait for CoMEC vetted and approved reports to know the status of service delivery. - However, the CoMEC is responsible for final vetting of reports for release to recipients	

6.3 M&E Outcome Indicators

This section provides the monitoring and evaluation of outcome indicators by sector. It allows the implementers and decision-makers alike to assess progress towards the various county development priorities. The following sectoral table provides the sector name, the programme, baseline situation broad, and the key performance indicators. Targets for the mid and end-term are also provided to aid the monitoring, evaluation and reporting a total of 10 departments as follows: Agriculture, Livestock and Fisheries; Public Works, Lands, Physical Plans and Housing; Public Health, Medical Services and Sanitation; Education, Youth, Gender and Social Services; Water Services; ICT, Trade Co-operative & Industrialization; Finance and Planning; Roads & Transport; Environment, Energy and Natural Resources; and lastly Public Service, Decentralised Units, Town Administration and Special Programs.

At county level, tracking progress towards the achievement of the policies, projects and programmes outlined in the CIDP will be undertaken through the County Integrated Monitoring and Evaluation System (CIMES). The CIMES is linked to the NIMES. The system takes cognizance of the projects and programmes included in the CIDP as well as indicators facilitating the MTEF process, and development aspects of the county. Analysis of CIMES results will demonstrate whether the resources spent on implementing CIDP investment programmes are leading to the intended outcomes, impacts and benefits for the county population. In this way, the CIMES will also provide essential feedback to the county budgetary allocation and execution processes, thereby ensuring that future county budget preparation and execution processes are tailored towards maximising their impact on achieving CIDP targets. The development of the CIMES will involve all key stakeholders in the county activities that are being implemented at national and county levels.

A County Monitoring and Evaluation Committee (CMEC) will be put in place to serve the needs of the county government, while complementing the national M&E system. The CMEC consists of members representing county and national government agencies, civil society organizations and the private sector. The CMEC will provide capacity building to instil M&E culture in county departments and agencies. The activities of the CMEC will include preparation of the county annual M&E report (CAMER), which will capture feedback to the national level. At the sub-county levels, there will be a sub-county M&E committee to coordinate M&E activities at sub-county, ward and village levels. An M&E unit will be established to act as the secretariat to coordinate the implementation of the CIMES.

The segment below presents the CIDP Results Matrix monitoring and evaluation of programme outcomes, key performance indicators and targets for the mid and end-terms by sector. This will allow implementers and decision-makers alike to assess and report on progress towards the various county development priorities.

Table 41: Summary of M&E Outcome indicators

Sector	Programme	Outcome indicator	Baseline	Source of Data	Reporting Responsibility	Situation in 2018	Mid-Term Target (2020)	End Term Target (2022)
Agriculture, Livestock and Fisheries	Sustainable agricultural land use and environmental management	% increase in crop acreage under irrigation	1,497Ha	KNBS, IIED, KIHBS	CEC Agri & Liv	10%	30%	50%
		Average increase in gross income from irrigated crops	KES 103,166,000	KNBS, IIED, KIHBS	CEC Agri & Liv	8%	24%	60%
		% reduction in cost of running the irrigation schemes	Appr. KShs. 90,000/ac	KNBS, IIED, KIHBS	CEC Agri & Liv	5%	15%	25%
		Number of farmers expanding their agricultural land	**600**	KNBS, IIED, KIHBS	CEC Agri & Liv	700	1100	1500
		% Annual increase in tonnage of maize produced	219 Tons	KNBS, IIED, KIHBS	CEC Agri & Liv	5%	35%	60%
	Crop development and management	% increase in tons of horticultural products produced annually and either sold to the external markets or utilized locally	20,692 Metric Tons	KNBS, IIED, KIHBS	CEC Agri & Liv	20	60	100
		% increase in annual production of field crops in the county (maize, beans, green grams, etc.)	243 Metric Tons	KNBS, IIED, KIHBS	CEC Agri & Liv	30%	50%	80%
		proportion of households that are food secure	23% food secure	KNBS, IIED, KIHBS	CEC Agri & Liv	30%	50%	80%
		% increase in average peri-urban agricultural household income	KES 76,579	KNBS, IIED, KIHBS	CEC Agri & Liv	8%	20%	35%
		Proportion of households that are food secure	23%	KNBS, IIED, KIHBS	CEC Agri & Liv	25%	34%	40%
		% increase in farm incomes per acre for youth headed households (FHHs)	KES 114,701	KNBS, IIED, KIHBS	CEC Agri & Liv	3%	15%	30%
		% increase in farmers gross annual revenue from the sale of tomatoes and onions	444M	KNBS, IIED,	CEC Agri & Liv	10%	25%	40%

Sector	Programme	Outcome indicator	Baseline	Source of Data	Reporting Responsibility	Situation in 2018	Mid-Term Target (2020)	End Term Target (2022)
				KIHBS				
	Agribusiness and market development	Proportion of farmers accessing ready markets with pre-agreed and sustainable prices	50%	KNBS, IIED, KIHBS	CEC Agri & Liv	55%	65%	75%
		Proportion of farmers accessing and utilizing farm credit	30%	KNBS, IIED, KIHBS	CEC Agri & Liv	35%	45%	60%
		Proportion of income for Agro producers from agribusiness development	60%	KNBS, IIED, KIHBS	CEC Agri & Liv	65%	75%	85%
	Livestock marketing system	Number of cumulative policies supporting livestock trading in the county	0	KNBS, IIED, KIHBS	CEC Agri & Liv	1	3	0
		% increase in the number of people employed in the livestock meat trade	448	KNBS, IIED, KIHBS	CEC Agri & Liv			
		% increase in the total number of cattle, sheep and goats sold in Isiolo town	36,014 (2013)	KNBS, IIED, KIHBS	CEC Agri & Liv			
		Increase in annual cess of livestock meat	8M	KNBS, IIED, KIHBS	CEC Agri & Liv			
		Proportion of livestock traders accessing and utilizing livestock market information	50%	KNBS, IIED, KIHBS	CEC Agri & Liv	60%	80%	100%
		Number of constructed and equipped markets operating sustainably	3	KNBS, IIED, KIHBS	CEC Agri & Liv	30%	50%	60%
	Rangeland development and management	Proportion of livestock accessing fodder during the drought seasons	10%	KNBS, IIED, KIHBS	CEC Agri & Liv	15%	25%	40%
	Enterprise development and value addition	% Increase in average monthly profits made by livestock meat business owners	933,315	KNBS, IIED, KIHBS	CEC Agri & Liv	10%	30%	40%
		Annual tonnages of locally manufactured livestock feeds produced	1920	KNBS, IIED,	CEC Agri & Liv	2500	4500	8000

Sector	Programme	Outcome indicator	Baseline	Source of Data	Reporting Responsibility	Situation in 2018	Mid-Term Target (2020)	End Term Target (2022)
				KIHBS				
		% Increase in monthly income earned by market livestock traders employees in Isiolo Town	95 M	KNBS, IIED, KIHBS	CEC Agri & Liv	8	10	12
		% Increase amount of earnings in Kshs from camel milk processing and trade	2.8B	KNBS, IIED, KIHBS	CEC Agri & Liv	10%	20%	40%
		Amount of annual earnings in Kshs from honey sales	3.6M	KNBS, IIED, KIHBS	CEC Agri & Liv	4.5M	7M	12M
	Breeds Improvement and livestock risk reduction	% annual reduction in livestock mortality	20% of TLU	KNBS, IIED, KIHBS	CEC Agri & Liv	25%	35%	50%
		% increase in number of buyers of Isiolo livestock	2%	KNBS, IIED, KIHBS	CEC Agri & Liv	5%	15%	30%
		% increase in the proportion of contribution of the livestock sector to Isiolo county economy	50%	KNBS, IIED, KIHBS	CEC Agri & Liv	5%	10%	20%
	Extension service provision	% increase in the sales obtained from the sale of goat meat	60%	KNBS, IIED, KIHBS	CEC Agri & Liv	10%	15%	30%
		Proportion of farmers adopting new and productive technologies	5%	KNBS, IIED, KIHBS	CEC Agri & Liv	10%	30%	50%
		% increase in annual camel milk produced and sold in the county	6.8 M litres	KNBS, IIED, KIHBS	CEC Agri & Liv	10%	25%	35%
	Disease control	% reduction in preventable disease incidences in livestock	60%	KNBS, IIED, KIHBS	CEC Agri & Liv	15%	30%	50%
		% reduction in vector borne diseases in livestock	30% control	KNBS, IIED, KIHBS	CEC Agri & Liv	36%	48%	60%
		Proportion of resolved livestock disease cases	50%	KNBS,	CEC Agri & Liv	50%	70%	85%

Sector	Programme	Outcome indicator	Baseline	Source of Data	Reporting Responsibility	Situation in 2018	Mid-Term Target (2020)	End Term Target (2022)
			response to reported cases	IIED, KIHBS				
		% increase in proportion of livestock farmers saving their animals from diseases	5%	KNBS, IIED, KIHBS	CEC Agri & Liv	15%	40%	85%
	Promotion of market access	% increase in number of animals saved from drought and/or diseases	10%	KNBS, IIED, KIHBS	CEC Agri & Liv	20%	50%	100%
		% increase in amount of money earned from hides and skins cess	1.5M	KNBS, IIED, KIHBS	CEC Agri & Liv	22%	26%	30%
		% increase number of livestock buyers visiting and buying livestock from Isiolo town livestock market	20%	KNBS, IIED, KIHBS	CEC Agri & Liv	30%	65%	100%
	Veterinary quality assurance	% reduction in the incidences of zoonotic diseases	5% incidences	KNBS, IIED, KIHBS	CEC Agri & Liv	50%	70%	100%
	Fisheries development and management	Cumulative % increase in Metric tonnes of fish produced by fish farmers	1.6 Metric tons	KNBS, IIED, KIHBS	CEC Agri & Liv	5%	15%	25%
		% increase in Metric tonnes of fish sold from riverine fish capture	34.6 Metric tons	KNBS, IIED, KIHBS	CEC Agri & Liv	10%	30%	50%
		% increase in amount of fish produced by the fishery sector in the county	20	KNBS, IIED, KIHBS	CEC Agri & Liv	25%	38%	50%
		Proportion of obtained fish using safe harvesting methods	10%	KNBS, IIED, KIHBS	CEC Agri & Liv	50%	70%	100%
	Administrative, planning and support services	Proportion of citizens satisfied with county staff service delivery	50%	KNBS, IIED, KIHBS	CEC Agri & Liv	60%	80%	95%
		Proportion of staff generating satisfactory outcomes in plans	50%	KNBS, IIED, KIHBS	CEC Agri & Liv	60%	80%	95%

Sector	Programme	Outcome indicator	Baseline	Source of Data	Reporting Responsibility	Situation in 2018	Mid-Term Target (2020)	End Term Target (2022)
		% increase in amount of development budget funded by partners	2%	KNBS, IIED, KIHBS	CEC Agri & Liv	2%	6%	10%
		% adherence to plans in the implementation of programmes	50%	KNBS, IIED, KIHBS	CEC Agri & Liv	55%	70%	90%
		% Proportion of internal conflicts successfully resolved	50%	KNBS, IIED, KIHBS	CEC Agri & Liv	55%	70%	90%
Water, Sanitation, Energy, Environment and Natural Resource Sector Programmes	Water supply and storage services	% increase in population using ground water sources	30%	KNBS, ICG	CEC Water& Env	40	50	
		% increase in population using surface water sources	30%	KNBS, ICG	CEC Water& Env	35	45	55
		Number of flood control hotspots mapped and storm water controlled	10	KNBS, ICG	CEC Water& Env	20	60	100
		Number of water catchments protected	2	KNBS, ICG	CEC Water& Env	3	5	10
		Number of inter and intra county forums in trans-boundary water management	0	KNBS, ICG	CEC Water& Env	1	3	5
		% of increase in urban population accessing clean and safe drinking water	60%	KNBS, ICG	CEC Water& Env	60	70	80
		Proportion of rural population using safe drinking water	37%	KNBS, ICG	CEC Water& Env	40%	52%	65%
		Proportion in volumes of water for livestock use per day in m^3/day/year	8,476 m^3/day	KNBS, ICG	CEC Water& Env	9,000	9,500	9,900
		Reduced livestock trekking distance in km to water sources	30 km	KNBS, ICG	CEC Water& Env	25	15	5
		Number of functional water management committees in place	0	KNBS, ICG	CEC Water& Env	1	5	11
	Sanitation services development and management	Number of HHs accessing the Isiolo town sewer network	1,100 HHs covered	KNBS, ICG	CEC Water& Env	1,100	2,100	3,500
		Proportion of households with access to individual or shared toilet facilities	30%	KNBS, ICG	CEC Water& Env	40%	52%	65%
	Energy and Climate Change	Proportion of households accessing renewable energy	5%	KNBS, ICG	CEC Water& Env	5%	15%	15%
		Proportion of households accessing energy	5%	KNBS, ICG	CEC Water& Env	5%	15%	15%

Sector	Programme	Outcome indicator	Baseline	Source of Data	Reporting Responsibility	Situation in 2018	Mid-Term Target (2020)	End Term Target (2022)
		saving cooking fuels and facilities						
		Proportion of farmers adopting climate SMART agricultural practises	1%	KNBS, ICG	CEC Water& Env	10%	24%	24%
		Proportion of citizens aware and taking responsive action to move away from flood prone and other disaster hot spots	1%	KNBS, ICG	CEC Water& Env	10%	30%	30%
	Environment and natural resources	Proportion of previously degraded land restored to productive ecosystems	0%	KNBS, ICG	CEC Water& Env	10%	18%	30%
		% increase in forest and vegetation cover	1%	KNBS, ICG	CEC Water& Env	2%	10%	20%
		Percentage reduction in processes of natural resource degradation across the county	70%	KNBS, ICG	CEC Water& Env	10%	30%	50%
		% annual reduction in solid waste pollution	100%	KNBS, ICG	CEC Water& Env	10%	40%	80%
Health Services	**General Administration, Planning and Support Services**	Level of coverage of essential health services including reproductive, maternal, newborn and child health, infectious diseases, non-communicable diseases and service capacity and access, among the general public in the county	30	ICG-DHIS	CEC Health	30	70	100
		Number of health staff overseeing health operations and contributing to reduced epidemics of AIDS, tuberculosis, Malaria, hepatitis, water-borne diseases and other communicable diseases	100	ICG-DHIS	CEC Health	130	170	200
		Proportion of health facilities in the county with recommended staffing as per the national norms & standards	0	ICG-DHIS	CEC Health	5%	15%	25%
		(%) Retention Rate of health professional workers	70%	ICG-DHIS	CEC Health	75%	85%	90%
		Proportion of health professionals and staff being evaluated under performance contracting terms of engagement	0%	ICG-DHIS	CEC Health	50%	100%	100%
		% increase in employer satisfaction with staff delivery in the health sector	68%	ICG-DHIS	CEC Health	10%	30%	50%
		Proportion of health facilities in the county	26%	ICG-DHIS	CEC Health	80%	90%	95%

Sector	Programme	Outcome indicator	Baseline	Source of Data	Reporting Responsibility	Situation in 2018	Mid-Term Target (2020)	End Term Target (2022)
		reporting least complaints from citizens						
		Level compliance with standard operating procedures (SOPs) in the health sector	40%	ICG-DHIS	CEC Health	50%	70%	100%
		Number of health facilities benefiting from and utilizing operational electronic medical records (EMRs)	0	ICG-DHIS	CEC Health	1	2	3
		Number of health facilities benefiting from quality improvement teams (QITS) and work improvement teams (WITS)	5	ICG-DHIS	CEC Health	15	40	50
		Number of health facilities meeting medical ISO standards		ICG-DHIS	CEC Health	15	40	50
	Curative and rehabilitative health services	Annual % reduction in deaths (per 1,000 persons) – Crude mortality	11.7/1000	ICG-DHIS	CEC Health	11.0/1000	10.0/1000	9.0/1000
		Annual % reduction in neonatal mortality rate (per 1,000 births)	31/1000	ICG-DHIS	CEC Health	28/1000	22/1000	16/1000
		Annual % reduction in Infant Mortality Rate (per 1,000 births)	43/1000	ICG-DHIS	CEC Health	40/1000	34/1000	28/1000
		Annual % reduction in Under 5 Mortality Rate (per 1,000 births)	56/1000	ICG-DHIS	CEC Health	51/1000	41/1000	31/1000
		Annual % reduction in maternal mortality rate (per 100,000 births)	790/100000	ICG-DHIS	CEC Health	700/100000	500/100000	300/100000
		Annual % reduction in adult mortality rate (per 100,000 births)	12.8/1000	ICG-DHIS	CEC Health	12.0/1000	11.0/1000	10.0/1000
		Reduction in number of days that essential medicines and medical supplies are out of stock (EMMS) – days per month	60 days	ICG-DHIS	CEC Health	7	0	0
		% annual increase in patients receiving diagnostic services	50%	ICG-DHIS	CEC Health	55%	69%	80%
		Percentage increase in clients receiving specialized services	250 persons/ Week (0.1%)	ICG-DHIS	CEC Health	0.3%	0.7%	1.1%
		Proportion of persons recovering from substance abuse	172 (20%)	ICG-DHIS	CEC Health	40%	60%	90%
		Proportion of persons adhering to treatment for rehabilitative services	172 (20%)	ICG-DHIS	CEC Health	50%	70%	90%
		Proportion of persons restored to normalcy through physiotherapy	16,614(30%)	ICG-DHIS	CEC Health	40%	60%	80%

Sector	Programme	Outcome indicator	Baseline	Source of Data	Reporting Responsibility	Situation in 2018	Mid-Term Target (2020)	End Term Target (2022)
	Preventive and promotive health services	Proportion of households enrolled for universal health-care services pilot programme	0%	ICG-DHIS	CEC Health	100%	100%	100%
		% of households with NHIF cover accessing several Health Facilities	11%	ICG-DHIS	CEC Health	70%	90%	100%
		% of children <5yrs wasted.	18.2%	ICG-DHIS	CEC Health	17.3	14	10
		% of children <5yrs underweight	20.9%	ICG-DHIS	CEC Health	20	19.4	18.8
		% of infants <6M on EBF	12%	ICG-DHIS	CEC Health	25%	38	50
		% of pregnant women receiving iron foliate at least 90 days	1.3%	ICG-DHIS	CEC Health	10	27	40
		% of <5yrs stunted	21.6%	ICG-DHIS	CEC Health	17	16.2	15
		Proportion of fully immunized children in the county	67%	ICG-DHIS	CEC Health	75%	90%	90%
		Proportion of affected population receiving mass drug administration (MDA) for schistosomiasis	30%	ICG-DHIS	CEC Health	50%	70%	90%
		Proportion of TB patients completing treatment	627	ICG-DHIS	CEC Health	85%	85%	85%
		Proportion of HIV+ pregnant mothers receiving preventive ARV's	70%	ICG-DHIS	CEC Health	85%	100%	100%
		Proportion of eligible HIV patents on ARV's	64%	ICG-DHIS	CEC Health	100%	100%	100%
		Proportion of Mother to Child Transmission of HIV	16%	ICG-DHIS	CEC Health	10%	3%	1%
		Proportion of HIV + patients attaining WHO standards of viral suppression	18%	ICG-DHIS	CEC Health	25%	45%	60%
		Proportion of children under 1 year provided with long-lasting insecticide treated nets (LLITN's)	3,665 (55%)	ICG-DHIS	CEC Health	60%	80%	96%
		Proportion pregnant women provided with long-lasting insecticide treated nets (LLITN's)	4,630 (67%)	ICG-DHIS	CEC Health	75%	90%	95%
		Proportion of malaria patients treated and discharged	4.3%	ICG-DHIS	CEC Health	60%	80%	95%
		Proportion of tuberculosis patients treated and discharged	Not known	ICG-DHIS	CEC Health	40%	60%	80%

Sector	Programme	Outcome indicator	Baseline	Source of Data	Reporting Responsibility	Situation in 2018	Mid-Term Target (2020)	End Term Target (2022)
		Proportion of hepatitis B patients treated and discharged	Not known	ICG-DHIS	CEC Health	40%	60%	80%
		Proportion of under 5's treated for diarrhea	8,862 (29%)	ICG-DHIS	CEC Health	70%	90%	95%
		Proportion of School age children dewormed	25,139 (33%)	ICG-DHIS	CEC Health	40%	50%	70%
		Proportion of couples covered with annual supply of condoms	0	ICG-DHIS	CEC Health	40%	60%	70%
		% reduction in proportion of adult population with body mass above the (BMI) index of 25 (Obesity)	2%	ICG-DHIS	CEC Health	1%	0.2%	0.2%
		Proportion of women of reproductive age screened for cervical cancers	0.5%	ICG-DHIS	CEC Health	20%	40%	%
		Proportion of patients with mental health conditions attended to	195 (0.1%)	ICG-DHIS	CEC Health	0.5%	1.5%	2.5%
		Proportion of patients with high blood pressure attended to	1,729 (0.5%)	ICG-DHIS	CEC Health	2%	6%	10%
		Proportion of cancer patients attended to and receiving treatment	17 (0.01)	ICG-DHIS	CEC Health	0.05%	0.1%	0.15%
		Proportion of patients with diabetes attended to	391 (0.13)	ICG-DHIS	CEC Health	0.5%	1.5%	2.5%
		Proportion of households with latrines	78%	ICG-DHIS	CEC Health	20%	20%	20%
		% reduction of occupational diseases URTI Outbreaks	46%	ICG-DHIS	CEC Health	40	32	26
		% annual reduction of population at risk to waterborne diseases	54%	ICG-DHIS	CEC Health	10%	10%	10%
		Proportion schools with adequate sanitation	45%	ICG-DHIS	CEC Health	50%	60%	90%
		number of health facilities with operational modern incinerators/ burning chambers	1	ICG-DHIS	CEC Health	5	15	25
		% of deliveries conducted by skilled attendants	50%	ICG-DHIS	CEC Health	60%	80%	95%
		proportion of women of reproductive age receiving family planning drugs	31.5%	ICG-DHIS	CEC Health	35%	40%	50%
		% reduction of maternal deaths (per 100,000 live births)	10.3%	ICG-DHIS	CEC Health	0.25%	0.20%	0.00%

Sector	Programme	Outcome indicator	Baseline	Source of Data	Reporting Responsibility	Situation in 2018	Mid-Term Target (2020)	End Term Target (2022)
		% reduction of under five deaths (per 1,000 under 5 outpatients)	22 (0.1%)	ICG-DHIS	CEC Health	40%	60%	8%
		% cumulative decline of new-born children with low birth weight	231(5.3%)	ICG-DHIS	CEC Health	5%	15%	25%
		% cumulative decline in fresh still births (per 1,000 live births)	51(1.2%)	ICG-DHIS	CEC Health	40%	68%	90%
		% cumulative increase in number of pregnant women attending 4 ANC visits	3,043(46%)	ICG-DHIS	CEC Health	60%	80%	95%
		% Cumulative increase in number of mothers attending PNC visits	1,335(20%)	ICG-DHIS	CEC Health	30%	60%	100%
		% increase in number of infants under 6 months on exclusive breastfeeding	14,138 (10%)	ICG-DHIS	CEC Health	20%	30%	50%
		% of pregnant women receiving iron foliate at least 90 days	20%	ICG-DHIS	CEC Health	50%	70%	90%
		% of children aged 6-59 months receiving Vitamin A twice a year	2,412 (20%)	ICG-DHIS	CEC Health	100%	100%	100%
		cumulative % of new schools reached with health promotion messages	50%	ICG-DHIS	CEC Health	52%	63%	80%
		Proportion of citizens screened for cancer, diabetes and hypertension	1%	ICG-DHIS	CEC Health	30%	60%	80%
		Proportion of HHs reached with health promotion (HP) messages.	40%	ICG-DHIS	CEC Health	50%	50%	50%
		Time taken by ambulance services to respond to emergencies (minutes)	180 mins	ICG-DHIS	CEC Health	120 mins	85 mins	55 mins
Lands, Physical Planning; Roads and Public Works; Housing and Urban Development	Land survey and land use planning	Completed spatial plan	None	ICG-LPH&PW	CEC Lands	1	0	0
		% Increase in the amount of tax collected from land rates and land related services	5%	ICG-LPH&PW	CEC Lands	10%	30%	40%
		Cumulative number of land parcels registered by the county	300	ICG-LPH&PW	CEC Lands	900	2,000	3,500
	Land information management and general administration	Decrease in length of time taken to process land queries and related matters	6 months	ICG-LPH&PW	CEC Lands	5	3	1
		Level of satisfaction of the employer/governor with staff service delivery	20	ICG-	CEC Lands	30%	50%	80%

Sector	Programme	Outcome indicator	Baseline	Source of Data	Reporting Responsibility	Situation in 2018	Mid-Term Target (2020)	End Term Target (2022)
				LPH&PW				
	Road improvement, accessibility, logistic and connectivity	Number of Km of new roads paved and in use	34km	ICG –PW& Kerra/KURRA	CEC Lands	60km	130km	300km
		% average reduction in transportation cost of traded goods by trucks per km per year	30% of trade value	ICG –PW, Kerra/KURRA	CEC Lands	25%	10%	5%
		% increase in the level of satisfaction of the road users in the county	750km	ICG –PW, Kerra/KURRA	CEC Lands	50	70	90
		average % of roads accessable during wet seasons	55%	ICG –PW, Kerra/KURRA	CEC Lands	60	70	80
		Number of days taken to deliver goods from the countryside to Isiolo Town during rainy season	3 Days	ICG –PW& Kerra/KURRA	CEC Lands	2	1	1
		% increase in number km from origal ground level OGL to all weather murram roads	750KM	ICG –PW, Kerra/KURRA	CEC Lands	20%	30%	50%
	General administration, planning and support services	Rate of compliance with regulations and standards by citizens of the county	70%	ICG-LP&PWH	CEC Lands	100	100	100
		% reduction in projects duplication	0	ICG-LP&PWH	CEC Lands	80	100	100
		% increase in satisfaction by other departments of county transport sector services	1M per year	ICG-LP&PWH	CEC Lands	10%	40%	60%
	Public works improvement	Length of streets with operational street lights and new poles.	5.5km	ICG-LP&PWH	CEC Lands	5.6	8	12
		Number of streets sufficiently lit at night	17	ICG-LP&PWH	CEC Lands	5	7	9
		% reduction in number of muggings at night	10	ICG-LP&PWH	CEC Lands	10%	50%	70%
		% reduction in damage to road & public utilities	80%	ICG-	CEC Lands	70	30	20

Sector	Programme	Outcome indicator	Baseline	Source of Data	Reporting Responsibility	Situation in 2018	Mid-Term Target (2020)	End Term Target (2022)
		during rain seasons in urban areas		LP&PWH				
	Housing and urban development	Number of new housing units occupied	None	ICG-LP&PWH	CEC Lands	25 units	25 units	25 units
		Number of qualityoperational and utilized social amenities per settlement (i.e., electricity, proper drainage systems, standard roads and proper landscaping, etc.)	None	ICG-LP&PWH	CEC Lands	1	5	10
Tourism, Wildlife, Trade, Cooperative, Industry and Enterprise Development	**Tourism Promotion and Development**	% increase in number of tourists visiting the county per year	20,000	KNBS, WTTC, ICG	CEC Tourism & Trade	20%	20%	20%
		% annual increase in tourism earnings for the county	47 million	KNBS, WTTC, ICG	CEC Tourism & Trade	10%	10%	10%
		Number of tourism policies in place and in use	1	KNBS, WTTC, ICG	CEC Tourism & Trade	1	1	1
		% annual reduction in the degradation and destruction of the ecological conditions of the natural habitats and wildlife ecologies in the county reserves and conservancies	70%	KNBS, WTTC, ICG	CEC Tourism & Trade	10%	20%	30%
		Number of operational game reserves management plans	1	KNBS, WTTC, ICG	CEC Tourism & Trade	1	3	-
		Number of monitoring and evaluations informing key decisions on game parks management	0	KNBS, WTTC, ICG	CEC Tourism & Trade	4	4	4
		Level of enforcement and utilization of the tourism, wildlife laws, rules, and regulations, etc. (i.e., low, medium, or high)	10%	KNBS, WTTC, ICG	CEC Tourism & Trade	20%	60%	100%
		% increase in the level of staff performance	10%	KNBS, WTTC, ICG	CEC Tourism & Trade	20%	50%	100%
		Amount of new tourism incomes realized (Kshs)	0	KNBS, WTTC, ICG	CEC Tourism & Trade	2M	4M	6M
		Level of county's national ranking as a tourism destination	10	KNBS, WTTC, ICG	CEC Tourism & Trade	8	6	4

Sector	Programme	Outcome indicator	Baseline	Source of Data	Reporting Responsibility	Situation in 2018	Mid-Term Target (2020)	End Term Target (2022)
		Number of new international markets accessed	0	KNBS, WTTC, ICG	CEC Tourism & Trade	2	6	10
		Number of days spent per visit by individual tourists visiting the county	2	KNBS, WTTC, ICG	CEC Tourism & Trade	3	6	10
		Number of annual tourism events held in the county per year	0	KNBS, WTTC, ICG	CEC Tourism & Trade	2	2	2
		% increase in number of beds occupied annually by foreign tourists	16,309	KNBS, WTTC, ICG	CEC Tourism & Trade	10%	25%	45%
		% annual increase in number of domestic Kenyan tourists annually	16,427	KNBS, WTTC, ICG	CEC Tourism & Trade	5%	10%	25%
		% increase in the number of km of roads in the reserves maintained and utilized	100KM	KNBS, WTTC, ICG	CEC Tourism & Trade	30%	60%	100%
		Number of national reserves security staff housing units occupied and operational	15	KNBS, WTTC, ICG	CEC Tourism & Trade	5	0	0
		% increase in number of accessed airstrips in the national reserves	3	KNBS, WTTC, ICG	CEC Tourism & Trade	20%	30%	100%
		Number of km of new access roads utilized in the parks	0	KNBS, WTTC, ICG	CEC Tourism & Trade	10KM	25KM	50KM
		Number of functional airstrips that are renovated with sanitation facilities annually and are operational	4	KNBS, WTTC, ICG	CEC Tourism & Trade	1	4	6
		Number of operational and secure campsites	0	KNBS, WTTC, ICG	CEC Tourism & Trade	2	7	10
		Number of new, secure and operational picnic sites	0	KNBS, WTTC, ICG	CEC Tourism & Trade	2	6	10
		Number functional and charging park gates	2	KNBS, WTTC, ICG	CEC Tourism & Trade	2	6	8
		No of private sector players in the county	Baseline	KNBS,	CEC Tourism &	1	4	10

Sector	Programme	Outcome indicator	Baseline	Source of Data	Reporting Responsibility	Situation in 2018	Mid-Term Target (2020)	End Term Target (2022)
			needed	WTTC, ICG	Trade			
		Number of operational disaster management toolkits and equipment in place and operational	0	KNBS, WTTC, ICG	CEC Tourism & Trade	1	2	1
		Number of conservancies with a flow of revenue from eco-lodges	2	KNBS, WTTC, ICG	CEC Tourism & Trade	2	4	6
	Wildlife and ecological management	% increase in the number and diversity of wildlife	316 (birds and wild animals)	KNBS, KWS, ICG	CEC Tourism & Trade	20%	30%	40%
		% reduction in poaching incidences	0	KNBS, KWS, ICG	CEC Tourism & Trade	5%	35%	85%
		% reduction in erratic wildlife deaths	100	KNBS, KWS, ICG	CEC Tourism & Trade	30%	60%	90%
	Community conservancy	Number operational and sustainable community conservancies	0	KNBS, KWS, ICG	CEC Tourism & Trade	2	5	8
		% Increase in animal diversity in the county's and game reserves and parks	316	KNBS, KWS, ICG	CEC Tourism & Trade	20%	30%	40%
		% increase in earnings by the local conservancies (Kshs)	Kshs 1,013,000	KNBS, KWS, ICG	CEC Tourism & Trade	15%	15%	15%
	Game reserve development and management	Annual increase in revenues from Isiolo County game reserves	20%	KNBS, KWS, ICG	CEC Tourism & Trade	10%	20%	30%
		% increase in the level of security in the reserves	20%	KNBS, KWS, ICG	CEC Tourism & Trade	30%	60%	100%
		% decrease in the level of insecurity in the game reserves and parks	0	KNBS, KWS, ICG	CEC Tourism & Trade	60%	80%	100%
		% increase in the level of staff comfort in the parks and game reserves	4	KNBS, KWS, ICG	CEC Tourism & Trade	20%	60%	100%

Sector	Programme	Outcome indicator	Baseline	Source of Data	Reporting Responsibility	Situation in 2018	Mid-Term Target (2020)	End Term Target (2022)
		Number of satisfied and dedicated rangers offering quality services in the parks and reserves	0 (new housing units for rangers)	KNBS, KWS, ICG	CEC Tourism & Trade	11	60	90
		Number of new operational national game reserves	1	KNBS, KWS, ICG	CEC Tourism & Trade	1	3	0
	Trade development and promotion	% increase in number of entrepreneurs paying license fees annually	2,587	KNBS, IIED, ICG	CEC Tourism & Trade	10%	10%	10%
		% increase in licensing revenue annually	10M	KNBS, IIED, ICG	CEC Tourism & Trade	10%	10%	10%
		% increase in income from export sales	120M	KNBS, IIED, ICG	CEC Tourism & Trade	5%	15%	25%
		% annual increase in the value of products exported from the county to the neighbouring counties and abroad	16	KNBS, IIED, ICG	CEC Tourism & Trade	20%	20%	20%
		% annual increase in number of medium, small and micro enterprises (MSME) operators	2,587	KNBS, IIED, ICG	CEC Tourism & Trade	10%	10%	10%
		annual amount of revenue collected by the weight and measures Department (Kshs)	16,000	KNBS, IIED, ICG	CEC Tourism & Trade	32,000	80,000	120,000
		annual % compliance with weighing and measurement standards	80%	KNBS, IIED, ICG	CEC Tourism & Trade	82%	86%	90%
	Co-operative development	% increase in number of stable and performing societies	58	KNBS, IIED, ICG	CEC Tourism & Trade	15%	40%	85%
		% increase in number of legally compliant societies	20	KNBS, IIED, ICG	CEC Tourism & Trade	30%	60%	90%
		% increase in individual cooperative annual incomes (Kshs)	5%	KNBS, IIED, ICG	CEC Tourism & Trade	10%	20%	30%
	Industrial development and	Number of industrial processors In Isiolo Town	2	KNBS, IIED, ICG	CEC Tourism & Trade	3	8	20

Sector	Programme	Outcome indicator	Baseline	Source of Data	Reporting Responsibility	Situation in 2018	Mid-Term Target (2020)	End Term Target (2022)
	investments	No of days taken to issue business operating licenses for industrial processors	10	KNBS, IIED, ICG	CEC Tourism & Trade	5	2	1
Education, Youth, Sports, Gender, Culture and Social Services	General administration and support services	% satisfaction by employer of education sector staff	0	KNBS, ICG,	CEC Education	0	100%	100%
		No. of ECDE centres registered	160	ICG, WB	Cec Education	180	220	260
		Proportion of ECDE centres that receive allotment letters	0	ICG, WB	Cec Education	0	40	40
		Functional databases on number of pupils, teachers, and classrooms enrolling and participating in ECDE	0	ICG, WB	Cec Education	1	1	1
		No. of policies developed on education, PWDs, youth, gender, sports and culture	0	ICG, WB	Cec Education	1	2	2
		% increase in the level of awareness on ECDE	-	ICG, WB	Cec Education	30	50	70
		% increase in number of schools providing quality ECDE education	10 schools	ICG, WB	Cec Education	50%	50%	50%
		Projected number of schools assisted and rehabilitated each year	5	ICG, WB	Cec Education	10	10	10
		Proportion of students from poor families receiving bursaries for tertiary education	30%	ICG, WB	Cec Education	35%	45%	50%
	Early Childhood Development Education (ECDE)	Increase in classroom to Pupil ratio	1:75	ICG, WB	Cec Education	1:70	1:60	1:50
		% increase in number of pupils enrolled for ECDE classes	15,097	ICG, WB	Cec Education	20%	20%	20%
		Proportion of pupils transitioning from ECDE to class 1	Baseline needed	ICG, WB	Cec Education	45%	65%	85%
		% decrease in dropout rate	-	ICG, WB	Cec Education	30%	15%	5%
		% decrease in absenteeism rate		ICG, WB	Cec Education	30%	15%	5%
		Increase in teacher to pupil ratio	1:38	ICG, WB	Cec Education	1:38	1:29	1:25
		% increase in ECDE teacher trainees' enrolment	10	ICG, WB	Cec Education	50%	150%	250%

Sector	Programme	Outcome indicator	Baseline	Source of Data	Reporting Responsibility	Situation in 2018	Mid-Term Target (2020)	End Term Target (2022)
	Vocational Education and Training	Increase in number of student to classroom ratio	1:15	ICG, GoK, KNBS	Cec Education	16:1	22:1	30:1
		% increase in number of students enrolled for TVET education	54	ICG, GoK, KNBS	Cec Education	10%	250%	400%
		% increase in students successfully completing TVET	20%	ICG, GoK, KNBS	CEC-Education	20%	40%	60%
		% decrease in dropout rate	50%	ICG, GoK, KNBS	CEC Education	50%	30%	10%
		% decrease in annual absenteeism rate	10%	ICG, GoK, KNBS	CEC Education	15%	10%	5%
		Increase in Instructor: Student Ratio	1:7	ICG, GoK, KNBS	CEC Education	1:10	1:25	1:40
	Sports development	% increase in number of youth participating in competitive sports	10%	ICG, GoK, KNBS	CEC Education	10%	30%	40%
		increase in number of sporting activities held annually	1	ICG, GoK, KNBS	CEC Education	2	4	5
		% increase in talent search	0	ICG, GoK, KNBS	CEC Education	0	1	0
		% increase in county performance in sports	0	ICG, GoK, KNBS	CEC Education			
		% increase in number of youth employed in sports	0	ICG, GoK, KNBS	CEC Education	5%	15%	25%
		Increase in number of coaches and referees engaged	0	ICG, GoK, KNBS	CEC Education	5	26	50
		Increased number of youths earning from sports abroad	0	ICG, GoK, KNBS	CEC Education	3	7	10
	Youth empowerment and	Proportion of youths segregated by gender accessing new employment opportunities	0	ICG, GoK,	CEC Education	10%	40%	60%

Sector	Programme	Outcome indicator	Baseline	Source of Data	Reporting Responsibility	Situation in 2018	Mid-Term Target (2020)	End Term Target (2022)
	training			KNBS				
		Proportion of youth accessing tenders from government	0	ICG, GoK, KNBS	CEC Education	10%	40%	60%
		Proportion of youth involved in urban and rural environmental conservation and other development activities		ICG, GoK, KNBS	CEC Education	5%	40	80
		% increase in number of youth rehabilitated and involved in productive activities	0	ICG, GoK, KNBS	CEC Education	0	40	80
	Culture and arts development	Number of cultural festivals held annually	0	ICG, GoK, KNBS	CEC Education	2	4	4
		Number of cultural exchange visits conducted annually	0	ICG, GoK, KNBS	CEC Education	3	3	3
		Number of cultural groups coordinated	1	ICG, GoK, KNBS	CEC Education	0	20	60
		Number of operational cultural centre's in the county	0	ICG, GoK, KNBS	CEC Education	0	1	0
		Number of events celebrated at the sub county level	0	ICG, GoK, KNBS	CEC Education	0	1	1
		Number of operational cultural museums	0	ICG, GoK, KNBS	CEC Education	0	1	0
		Number of policy framework and legislations	0	ICG, GoK, KNBS	CEC Education	0	1	1
		% increase in number of artifacts value added and marketed	0	ICG, GoK, KNBS	CEC Education	0%	40%	80%
	Gender empowerment	Proportion of women and women groups conducting own or group productive businesses enterprises	0	ICG	CEC Education	10	40	50

Sector	Programme	Outcome indicator	Baseline	Source of Data	Reporting Responsibility	Situation in 2018	Mid-Term Target (2020)	End Term Target (2022)
		Proportion of widow/widower groups and women accessing funds from the vulnerable group fund	10	ICG	CEC Education	20%	40%	60%
		Proportion of institutions employing all gender categories proportionately in the workplace and as envisioned in the constitution of Kenya	0	ICG	CEC Education	30%	60%	80%
		Number of policies addressing gender issues formulated and operational	0	ICG	CEC Education	1	1	0
	Social safety net	Number of social services institutions operational and accessed by community members	0	ICG	CEC Education	1	20	40
		Number of specific special need social groups congregating together and assisting each other to move their agenda forward	0	ICG	CEC Education	10	20	40
		Number of functional special needs schools established	5	ICG	CEC Education	0	3	2
		Number of operational Guidance and Counseling Centres accessed by community	0	ICG	CEC Education	0	1	0
		Number of operational recreational grounds and facilities established	1	ICG	CEC Education	0	0	0
		% of vulnerable households and groups accessing social protection including: children (OVC), sex commercial workers, elderly and HIV and AIDS groups supported with cash transfers	0	ICG	CEC Education	0	2000	4000
	Primary Education Secondaryeducati on	Number of schools with feeding programmes	107	ICG	CEC Education	110	116	120
		% of new teachers in Isiolo trained in primary level education curriculum	20%	ICG	CEC Education	35%	45%	55%
		Number of new classrooms accessed and utilized in vulnerable communities	0	ICG	CEC Education	2	2	2
		Number of new public secondary school boarding facilities in place and enabling children of nomadic families access secondary school education	12	ICG	CEC Education	2	6	10
Finance and	General	% annual increase in internal satisfaction Index	20%	KNBS	CEC Finance	20%	50%	90%

Sector	Programme	Outcome indicator	Baseline	Source of Data	Reporting Responsibility	Situation in 2018	Mid-Term Target (2020)	End Term Target (2022)
Economic Planning	administration planning and support services	Time taken to respond to administrative issues in the department (Days)	28	KNBS	CEC Finance	28	3	1
	Public financial management	Proportion of unqualified audit reports received by the county	0	Auditor general report	CEC Finance	30%	50%	70%
		% reduction in number of supplier complaints	90%		CEC Finance	30%	20%	10%
		% Level of compliance with Public Procurement Regulations	50%	Public Procurent PPRA	CEC Finance	100%	100%	100%
	Revenue enhancement	Proportion of local revenue to total budget	2%	KNBS	CEC Finance	5%	13%	20%
		% proportion of externally funded projects	0.8%	KNBS	CEC Finance	10%	15%	20%
	Economic, Planning, Policy Formulation and Budgeting	% increase in annual proportion of budgetary absorption	%	KNBS	CEC Finance	94%	98%	100%
		Proportion of plans successfully monitored and evaluated	70%	KNBS	CEC Finance	80%	90%	100%
		Proportion of timely implemented plans	50%	KNBS	CEC Finance	70%	80%	90%
		Proportion of successfully operating plans	93%	KNBS	CEC Finance	94%	97%	100%
		% proportion of budget spent on development	36%	KNBS	CEC Finance	38%	42%	45%
		% of absorption rate for development expenditure	84%	CBROP/CoB	CEC Finance	86%	90%	94%
		% annual increase in level of community ownership	10%	KNBS	CEC Finance	15%	35%	50%
		% annual proportion of community complaints	60%	KNBS	CEC Finance	50%	30%	10%
		Proportion of youth, women and PWD accessing county procurement projects	30%	KNBS	CEC Finance	35%	40%	50%
		Annual proportion of citizens living above the poverty line	31%	KNBS	CEC Finance	33%	37%	40%

Sector	Programme	Outcome indicator	Baseline	Source of Data	Reporting Responsibility	Situation in 2018	Mid-Term Target (2020)	End Term Target (2022)
		Number of village committees established and operational	0	County Treasury	CEC Finance	0	24	0
		Number of ward committees established and operational	0	County Treasury	CEC Finance	10	0	0
	County Higher Education Revolving Loans Fund	Proportion of students joining university and colleges	0	County Treasury	CEC Finance	5%	21%	30%
		% proportion of students completing higher education		MoE, GoK	CEC Finance	20%	70%	90%
Governance, Administration, Public Service Management	**County Governance**	Proportion of county employees satisfactorily implementing county tasks	50%	ICG	Governor/County Secretary	60%	70%	90%
		Proportion of happy staff and residents with the county's brand	30%	ICG	Governor/County Secretary	60	90	100
		% increase in work throughput in the county	30%	ICG	Governor/County Secretary	50%	90%	100%
		Level of harmony in the work-place	40%	ICG	Governor/County Secretary	60%	90%	100%
		Number of partnerships formed between counties	1	ICG	Governor/County Secretary	1	3	5
		% increase in centralized services accessed and enjoyed by the county staff fraternity	50%	ICG	Governor/County Secretary	70%	100%	100%
		Number of M&E meetings chaired by governor in the county	20%	ICG	Governor/County Secretary	50%	90%	100%
	County devolved administration affairs	Proportion of citizens satisfied with service delivery at ward levels	40%	ICG	Governor/County Secretary	50%	80%	100%
		Increased awareness and ownership of government projects and programs by the citizens at the ward level	50%	ICG	Governor/County Secretary	60%	90%	100%
		% increase in compliance and harmony in the entertainment sector of the county	30%	ICG	Governor/County Secretary	40%	70%	100%
	Public service	Proportion of employees satisfied with	50%	ICG	Governor/County	50%	100%	100%

Sector	Programme	Outcome indicator	Baseline	Source of Data	Reporting Responsibility	Situation in 2018	Mid-Term Target (2020)	End Term Target (2022)
	management and transformation	governance in the county			Secretary			
		Level of service delivery among staff	50%	ICG	Governor/County Secretary	50%	100%	100%
		Level of reduction of unbecoming 175ssert175175i among staff	50%	ICG	Governor/County Secretary	50%	100%	100%
	Cohesion and peace building	Proportion of citizens that live in harmony in the county	30%	ICG	Governor/County Secretary	50%	70%	90%
		% increase in population that feel safe in their communities	50%	ICG	Governor/County Secretary	60%	80%	95%
		% reduction in number of youth joining terrorist groups	1%	ICG	Governor/County Secretary	0.2%	0%	0%
	Civic education and public participation	Proportion of citizens happy with county's engagement model	10%	ICG	Governor/County Secretary	40%	100%	100%
		Increase in proportion of citizenry actively engaged in county affairs	30%	ICG	Governor/County Secretary	50%	80%	100%
Special Programmes and ICT	Disaster Risk Management	% restoration of infrastructure destroyed by flooding disasters	Baseline needed	ICG	CO Office of the Governor	30%	20%	10%
		% increase in compensation to animal losses related to drought disaster	Baseline needed	ICG	CO Office of the Governor	10%	30%	50%
		Time in months taken by the community to recover from disaster shocks	30	ICG	CO Office of the Governor	25	15	7
		% increase in staff preparedness to support communities during incidences of disaster	10%	ICG	CO Office of the Governor	20%	50%	70%
		% reduction in fire damage impacts	100%	ICG	CO Office of the Governor	15	35	60
		Proportion of citizens responding in-time to impeding disaster warnings	5%	ICG	CO Office of the Governor	30%	50%	80%

Sector	Programme	Outcome indicator	Baseline	Source of Data	Reporting Responsibility	Situation in 2018	Mid-Term Target (2020)	End Term Target (2022)
		Number of county formulated and implemented strategies/policies addressing DRR	1	ICG	CO Office of the Governor	2	4	5
		Citizens Drought Coping Strategy Index (CSI)	21.3	ICG	CO Office of the Governor	22.6	26	30
	ICT Infrastructure development	Amount of time taken in days to complete work processes	5 Days	ICG	County Secretary	3	1	1
		Proportion of county citizens accessing timely county information and services	10%	ICG	County Secretary	30%	50%	70%
	E-Government services	Proportion of county citizens and staff accessing information on the website and interacting with the county	10%	ICG	County Secretary	15%	25%	35%
		Proportion of county offices easily accessing email and sharing data	40%	ICG	Couty Secretary	25	34	42
		Number youth accessing the village resource centres	0	ICG	Couty Secretary	20	60	100
		Number of other departmental staff utilizing the developed systems effectively	15	ICG	Couty Secretary	50	75	110
		Proportion of clients assessing online services	0	ICG	Couty Secretary	10%	30%	50%
		% increase in the level of effective service delivery to Isiolo county citizens	10%	ICG	Couty Secretary	10%	50%	90%
		Number of ICT offices providing services to clients	0	ICG	Couty Secretary	1	1	
County Public Service Board		Percentage of job candidates who meet job criteria	50%	ICPSB	Chairman, CPSB	60%	80%	100%
		Staff diversity level and gender balance	30%	ICPSB	Chairman, CPSB	50%	70%	100%
		Proportion of county public staff performing optimally in their duty station	20%	ICPSB	Chairman, CPSB	35%	50%	70%
		% increase in citizens satisfaction index	10%	ICPSB	Chairman, CPSB	15%	25%	25%
		Percentage of employees exposed to induction immediately after recruitment	0	ICPSB	Chairman, CPSB	50%	70%	100%
		Ratio of internal promotions to external hire	0:1	ICPSB	Chairman, CPSB	5:1	7:2	10:3

Sector	Programme	Outcome indicator	Baseline	Source of Data	Reporting Responsibility	Situation in 2018	Mid-Term Target (2020)	End Term Target (2022)
		Average time in days to conclude and fill a vacant position	90	ICPSB	Chairman, CPSB	75	65	50
		Proportion of employees meeting high standards of behaviour	50%	ICPSB	Chairman, CPSB	70%	85%	95%
County Assembly	Legislation and oversight capacity building	Average number of bills debated, passed and puplished online annually	10%	County Website	County Speaker	20%	40%	70%
		% increase in employee service delivery to the assembly members	30%	ICA	County Speaker	30%	60%	80%
		% increase in county assembly members satisfaction	30%	ICA	County Speaker	60%	80%	100%
		% reduction in badly drafted bills	%	ICA	County Speaker	0		
		Number of modern chambers accessed and used by county assembly members	0	ICA	County Speaker	20%	40%	70%
	Citizen engagement	% annual increase in Citizens' Satisfaction Index	60%	ICA	County Speaker	20%	40%	70%
		% annual reduction in community complaints	10%	ICA	County Speaker	30%	60%	80%
		% annual increase in level of community ownership of county activities and projects	10%	ICA	County Speaker	25%	55%	95%
	General administration, Planning & support	% increase in members satisfaction index	30%	ICA	County Speaker	20%	50%	100%
		% increase employees satisfaction index	30%	ICA	County Speaker	20%	50%	90%

ANNEX 1: SECTOR PROJECTS DERIVED FROM PROGRAMMES

Annex 1.1 Agriculture Livestock and Fisheries Projects

Sub-Sector: Irrigation
Programme 1: Sustainable Agricultural Land Use and Environmental Management
On-going projects

Project Name/ Location*	Objectives	Target	Description of Activities (Key Outputs)	Green Economy considerations	Cost (Kshs.	Source of funding	Time frame	Implementing Agency
Expasion of kilimani Gama Galana irrigation in Burat ward	To improve food and nutrition security	200 Ha	Construction of buttress dam on Lewa river, on farm water structures & farmers association offices 13 Km piping of main line Piping of feeder lines Farmers training	Use of environmentally friendly technologies such as use of solar energy in pumping of water used for planting of trees	391M	National government (NG),Isiolo County Government (ICG), and DRSLP	2018-2022	Agriculture and Irrigation Dept
Completion of Oldonyiro irrigation scheme	To improve food and nutrition security	200 Ha	Construction of storage tank Installation of turbine Main line piping system Farmers training		300M	ICG	2018-2022	Agriculture and Irrigation Dept
Rehabitation and expansion of Iresaboru irrigation scheme in Sericho ward,	To improve food and nutrition security by increasing area under crop	300Ha	Construction of storage tank Change from diesel to solar power Expansion of piping system Farmers training		350M	NG,ICG and partners	2018-2022	Agriculture and Irrigation Dept
Rehabilitation and expansion of Malka Daka irrigation in Garba Tulla ward	To improve food and nutrition security by increasing crop acreage	300Ha	Change from diesel to solar power Redesign the intake structure Expand acreage by 200ha Farmers training		50M	NG,ICG and partners	2018-2022	Agriculture and Irrigation Dept
Expansion of Rapsu irrigation scheme Kina ward	To improve food and nutrition security by increasing crop acreage	100ha	Construction of a Dam Expansion of irrigation infrastructure Farmers training		500m	NG,ICG and partners	2018-2022	Agriculture and Irrigation Dept
Completion of Bisan Biliqo irrigation in Chari Ward	To improve food and nutrition security by	150 Ha	Change from diesel to solar power Expand acreage by 100ha Farmers training		50M	NG,ICG and partners	2018-2022	Agriculture and Irrigation Dept

Project Name/ Location*	Objectives	Target	Description of Activities (Key Outputs)	Green Economy considerations	Cost (Kshs.	Source of funding	Time frame	Implementing Agency
	increasing crop acreage							
Rehabilitation and expansion of Bulesa irrigation scheme in Chari ward	To improve food and nutrition security by increasing crop acreage	150ha	Change from diesel to solar power Expand acreage by 100ha Rehabilitate & expand main canal Farmers training		50M	NG,ICG and partners	2018-2022	Agriculture and Irrigation Dept
Establishment of small irrigation units countywide with water efficient technologies	To improve food and nutrition security by increasing crop acreage	300ha Targeting 50 farmer groups	Installation drip irrigation systems and green houses Drilling of boreholes driven on solar system Farmers training		20M	NG,ICG,CARITAS, Kenya RAPID, Anglican Development Service(ADS) ,Mercy CORPS	2018-2022	Agriculture and Irrigation Dept
Rehabilitation and expansion of irrigation schemes in Ganna, Unta and Koromto in Cherab Ward.	To improve food and nutrition security by increasing crop acreage	150ha	Change from diesel to solar power Expand acreage by 100ha Rehabilitate & expand main canal Farmers training		50M	NG,ICG and partners	2018-2022	Agriculture and Irrigation Dept
Establishment of irrigation schemes in Maisha Bora, Bulesa Dima,Attan, Ngapawaoi, Kisile, Akunoit, Kiwanja, Wangila, Gotu, Gambela,Mogore, Attir, Nasoroi, Kona Zebra, Daaba and Akarerete	To improve food and nutrition security by increasing crop acreage	1000ha	Change from diesel to solar power Expand acreage by 100ha Rehabilitate & expand main canal Farmers training		500M	NG,ICG and partners	2018-2022	Agriculture and Irrigation Dept

New Project Proposals

Project Name/ Location*	Objectives	Targets	Description of Activities (Key Outputs)	Green Economy considerations	Cost (Kshs.	Source of funding	Time frame	Implementing Agency
Rehabilitation and expansion of irrigation scheme in Isiolo and Garbatula sub-counties	To increase crop acrage and improve food and nutrition security	2000Ha under irrigation 8% reduction in malnutrition 4 schemes using green energy	Irrigation development diversification training 4 schemes utilization green energy community water conservation 2018 water pans/tanks 2 policies/ legislation	Use of environmentally friendly technologies and climate change smart irrigation such as use of solar s	100M	NG,ICG,CARITAS, Kenya RAPID	2018-2022	County and national governments
County agricultural mechanization promotion services	To Increase acreage under crops and improve efficiency of farm operations	1 AMS station 5820 farmers access AMS services 5000acres	Establish AMS Provide AMS service Procurement andmaintenance of farm machinery Construction of offices and workshop Training of farmers and staff Subsidized ploughing service	Use of environmentally friendly technologies and equipment proper maintenance	300M	NG,ICGand partners	2018-2022	Dept Agriculture

Programme 2: Crop Development and Management

On-going projects

Project Name/ Location*	Objectives	Target	Description of Activities (Key Outputs)	Green Economy considerations	Cost (Kshs.	Source of funding	Time frame	Implementing Agency
Crop production improvement-county wide	To improve productivity , food and nutrition security	60000 accessing certified seed 5000 beneficiaries adopting climate smart TIMPS 2000 farmers adopting climate smart crops	Provide climate smart certified seeds Establish junior farmers school Train farmers Enhance research linkages Promote Appropriate TIMPS	Promotion of climate smart technologies e.g by use of organic fertilizers	100M	NG,ICG,CARITAS, Kenya RAPID, Anglican Development Service(ADS), Mercy CORPS	2018-2022	Dept Agriculture Action Aid, World Food Program, National Drought Management Authority(NDMA)

New proposals

Project Name/ Location*	Objectives	Targets	Description of Activities (Key Outputs)	Green Economy considerations	Cost (Kshs.	Source of funding	Time frame	Implementing Agency
County extension support service Capacity advancement	To improve institutional capacity for efficient and effective service delivery	Agriculture staff and small scale farmers	50TOTs training Establish customer's information desk Purchase of 3 vehicles establish M&E system Purchase ICT equipments Install internet connectivity Extension officers training Recruit 25 technical officers Purchase 10 motor cycles Construction of 2 office blocks 1 M&E system 4 short courses 2 long courses	Use of solar energy in provision of power proper maintenance of vehicles	200M	NG,ICG,CARITAS, Kenya RAPID, Anglican Development Service(ADS) KCSAP, Action Aid Kenya.	2018-2022	County government, national government, Action Aid, World Food Program, National Drought Management Authority(NDMA) KCSAP
Community driven support Initiative for food security and increased income in all wards	To support community driven food security initiative	30 Vulnerable groups accessing grant 30 groups beneficiaries trained in farmer field school 30 groups adopting TIMPS	Establish community grants Farmers Training Promote appropriate TIMPS	Mainstreaming green economy by training of communities on natural resource management	200M	NG,ICG, LMS, Mercy CORPS and other development partners, ACDI VOCA	2018-2022	Drought resilience and livelihoods support programme/ county government, ACDI VOCA
urban and peri urban agriculture Promote in all wards	To improve food and nutrition security of urban and peri urban communities	6 UPAP centres 2700 beneficiaries adopting TIMPS 65 UPAP centres develop 1 standard operating procedures	Establish urban periurban agriculture programme in Early Child Development Train farmers on Agri- Nutrition and promoteappropriate TIMPS	Mainstreaming green economy	100M	NG,ICG and development partners	2018-2022	County government Mercy CORPS and other development partners, ACDI VOCA
Kenya Climate Smart Agriculture project- livelihood improvement in all sub counties	To increase agricultural productivity and build resilience to climate change risks	20% increase in productivity 40% beneficiaries adopting at least one TIMPS 60% beneficiaries satisfied with TIMPS	Promote climate smart TIMPS support VCD Establish TIMPS advisory service Provide integrated agro weather advisoryservices Research extension linkage Provision of immediate and	Promote appropriate environmental friendly TIMPS Adherence to environmental safeguards	961.6 M	NG,ICG World Bank and developmental partners	2018-2022	County government, national government, Program, World Bank

Project Name/ Location*	Objectives	Targets	Description of Activities (Key Outputs)	Green Economy considerations	Cost (Kshs.	Source of funding	Time frame	Implementing Agency
	in the pastoral communities in Isiolo	services 10% increase in use of agro weather and MIS	effective response during emergencies /crisis.					
Crop Insurance	To insure crops	1(Chari)	Insuring crops		10	NG,ICG World Bank and developmental partners	2018-2022	Livestock Dept

Programme 3: Agribusiness and Market Development
Ongoing

Project Name/ Location*	Objectives	Targets	Description of Activities (Key Outputs)	Green Economy considerations	Cost (Ksh s.	Source of funding	Time frame	Implementing Agency
Promotion of Agribusiness development in all the sub counties	To promote commercialization of agriculture and access to markets for enhanced income	4000 farmers implementing business plan 400 linked to products markets 800 undertaking IGA 40 environmental and gender inclusive IGA 8% increase in HH income	Develop enterprise business plan Form income generating activities group Link income generatingactivities to financial institutions and markets train IGA groups	Mainstreaming green economy	100M	NG,ICG CARITAS, Kenya RAPID, Anglican Development Service(ADS, Action Aid Kenya, Mercy CORPS ACDI VOCA, BOMA	2018-2022	Dept Agriculture Action Aid, World Food Program,
Agricultural sector development support programme(ASDSP) activities in all sub counties	To improve livelihood in rural areas in Isiolo through improved production and productivity in the rural smallholder farm and off farm sector	2019 service providers in priority value chain 36 opportunities per PVC 15 service providers trainings 20VCA with operational business plan 1500 VCAs using CS TIMPS 30 SP and VCs trained 150 VCA with viable business plan 20 VCA groups aggregated 36 market linkages and MOUs 30 Signed OPS support 45 market information providers 1500 VCAs using market information	Map service providers Train service providers on PVC Develop business plan modules Promote climate smart technologies Develop market linkages support provision market information Promote linkage to financial facilitate sector coordination support OPS	Mainstreaming green economy	90M	NG,ICGSIDA	2018-2022	Dept Agriculture SIDA

New Project Proposals

Project Name/ Location*	Objectives	Targets	Description of Activities (Key Outputs)	Green Economy considerations	Cost	Source of funding	Time frame	Implementing Agency
Establish business incubation and innovation hub at ATC	To improve institutional capacity for efficient and effective service	1Demostration Farm Fund Improve 5 structure 5 viable business plans	Establish DFFImprove infrastructure Develop business plan modules Incubate viable business Promote TIMPS	Promote appropriate environmental friendly TIMPS	200M	NG,ICG and development partners	2018-2022	County and national government,

Project Name/ Location*	Objectives	Targets	Description of Activities (Key Outputs)	Green Economy considerations	Cost	Source of funding	Time frame	Implementing Agency
	delivery	25 TIMPS 40,000 client reached 10,000,000 in revenue	Provide extension service Provide catering and accommodation services Generate revenue					
Agricultural value chains support project	To enhance value chain development & commercialization of agriculture.	Mogore smart farm program 500 farmers linked to market 1000 IGAs groups active 500 viable business plans developed	Initiate Mogore smart farm program Developing & implementing viable business plan Support IGAs Promote market linkages Procure demonstration equipments Farmers capacity buliding		50M	NG,ICG LMS, Mercy CORPS and other development partners, ACDI VOCA	2018-2022	County government, national and partners

Sub-Sector: Livestock Production
Programme Name 4. Livestock Marketing System
On-going projects

Project Name/ Location*	Objectives	Targets	Description of Activities (Key Outputs)	Green Economy considerations	Cost (Kshs.	Source of funding	Time frame	Implementing Agency
Promotion of livestock marketing systems countywide	**To improve market access and enhance livelihoods**	**11 markets 11 MIS 50 trainings 10 co-management**	**Markets construction Power and water installation Development of MISTraining of LMAEstablishment of co-management, Livestock marketing policy developed**		**250 M**	**ICG,LMS and partners**	**2018-2022**	**Livestock Production Dept**

Programme Name 5. Rangeland Development and Management
On-going projects:

Project Name/Location	Objectives	Targets	Description of Activities	Green Economy considerations	Cost (Kshs.)	Source of funding	Time frame	Implementing Agency
Rangeland	To enhance	30 trainings	Training on pasture production	conservation of the	50 M	ICG, Kenya	2018-	Livestock

Project Name/Location	Objectives	Targets	Description of Activities	Green Economy considerations	Cost (Kshs.)	Source of funding	Time frame	Implementing Agency
rehabilitation and management in 8 wards	sustainable use of rangelands and livestock productivity	15 committee 5,000 acres of range land secured	Peace buildingOperationalize rangeland committee Commercialise –pasture production Control invasive species and rangeland degradation	rangeland base resources		RAPID, FAO, LMS IIRR,ILRI,DRLSP,KCSAP. RPLRP and other development partners	2022	Production Dept
Rehabilitation of 185siolo holding ground	To increase commercial beef and milk production	10,000 heads of cattle with pasture and water services 500 acres of range rehabilitation 4 bole holes rehabilitated 25 KM electric fence 1 DFZ demarcated 2018 pasture farms established 1 centre established	Provide grazing services Range rehabilitation Control gullies and sand harvesting Rehabilitate holding ground facilities Electric fencing Demarcate land for pasture production and disease free zone setting camel improvement centre	conservation of the rangeland base resources	100 M	ICG, RPLRP, Development partners	2018-2022	Livestock production Dept
Livestock Restocking	To mitigate challenges of drought in the county	10,000 animals	Restocking of livestock		300M	ICG, RPLRP, Development partners	2018-2022	Livestock production Dept

New Project Proposals

Project Name/ Location*	Objectives	Targets	Description of Activities (Key Outputs)	Green Economy considerations	Cost (Kshs.)	Source of funding	Time frame	Implementing Agency
Promotion of livestock supplementary feeding countywide	To improve the livestock health and market value	20 trainings 2020 feedprocessing groups 2500 tonnes of feeds	Train on supplementary feeding formations of livestock feed processing groups Commercialise supplementary		10M	ICG, LMS and other partners	2018-2022	Livestock production Dept

Project Name/ Location*	Objectives	Targets	Description of Activities (Key Outputs)	Green Economy considerations	Cost (Kshs.)	Source of funding	Time frame	Implementing Agency
		processed	feeding					
Establishment of feed lots – cherab, chari, sericho, kina, garbatulla, oldo nyiro, ngare mara, burat	To improve the animal feed in the county	8 feedlots	Designate and survey the lands Erect perimeter fence Construct paddocks, feeding and watering troughs and crushes Bolehole drilling and piping Constructioin of offices and stores		240M	NG,ICGKCSAP, RPLRP, and other partners	2018-2022	Livestock production Dept
Fencing of livestock markets	To improve revenue collection	4 (Oldonyiro-Mlango, Sericho, and Kipsing)	Fencing of livestock market		5M	CGI/ development partners	2018-2022	Livestock production Dept
Development of strategic pasture and fodder farms/reserves cherab, chari, sericho, kina, garbatulla, oldo nyiro, ngare mara, burat	To enhance pasture reserve for animals during extended dry season or drought periods	3000 acre farms in 8 wards	Designate and survey the lands for pasture and fodder Erect perimeter fence terracing Construction of protected water pan Water distribution Constructioin of offices and stores Purchase of fodder and pasture machinery	Reseeding of indegious/ environmental friendly vegetation	200M	NG,ICGKCSAP, RPLRP, and other partners	2018-2022	Livestock production Dept

Programme 5: Enterprise Development and Value Addition
Ongoing Projects

Project Name/ Location*	Objectives	Targets	Description of Activities (Key Outputs)	Cost (Kshs.	Source of funding	Time Frame	Implementing Agency
Support to livestock producers and business associations in all wards	To promote and expand sustainable livestock production	30 workshops 30 CIGs formed 2021 cooperatives	Sensitize producers and common Interest groups (CIGs) Support formations of CIGs and cooperatives	15 M	ICG, LMS, IIRR, ILRI,DRLSP,KCSAP.RPLRP and other development partners	2018-2022	Livestock production Dept Social Services and Cooperatives Dept
Promotion of Livestock and livestock products value addition-county	To enhance sustainable profitable livestock	4 cottage 5 breeds 1 cold chains systems storage facility in	Processing /cottage industry development Introduction of improved breeds establish milk/meat cold chain construction of a storage facility	200 M	ICG, LMS and other development partners	2018-2022	Livestock production Dept

Project Name/ Location*	Objectives	Targets	Description of Activities (Key Outputs)	Cost (Kshs.	Source of funding	Time Frame	Implementing Agency
wide	production	Ngaremara centre					
Livestock enterprise development in all wards	To promote livestock production as an enterprise	50 trainings 50 markets linkages 20 groups support 5 fields days 2022 processors linked to markets 300,000 litres milk processed 2800 tonnes of meat export	Train producers and link to processors Support producer groups Promote export of livestock products Provision of grants to enterprises	290 M	ICG, LMS, IIRR, ILRI,DRLSP,KCSAP.RPLRP and other development partners	2018-2022	Livestock production Dept
Apiculture Development	To enhance Apiculture as an enterprise in the county	3 new bee-bulking sites	Establishment of Bee-bulking sites and maintaining the existing one.	50M	ICG, NG, Development partners	2018-2022	Livestock production Dept

Programme 6: Breeds Improvement and livestock risk reduction

Project Name/ Location*	Objectives	Targets	Description of Activities (Key Outputs)	Green Economy considerations	Cost (Kshs.	Source of funding	Time frame	Implementing Agency
Livestock insurance program countywide	To enhace protection mechanism to the livestock rearers against any eventual loss of their animals due to death	10 sensitization meeting 10 trainings 3000 beneficiaries 15,000 TLU Insurance	Ssensitise and train producersInsure beneficiaries ' Encourage private livestock insurance		260 M	NG,ICG Takaful and other partners	2018-2022	Department of Livestock production
Livestock breeds improvement in Oldongiro, burat, bulapesa and wabera	To improve local breeds and enhance productivity	1300 cattle inseminations 2 A.I stations	Establishment of A.I stations Provision of artificial insemination services	consider ation of more climate tolerant breeds	5M	ICG, partners	2017-2022	Department of Livestock Development

Programme 7: Extension service provision
On-going projects

Project Name/ Location*	Objectives	Targets	Description of Activities (Key Outputs)	Green Economy considerations	Cost (Kshs.	Source of funding	Time frame	Implementing Agency
Strengthen the Mobile Pastoral Training Unit (MPTU)-Isiolo	To Improve pastoral awareness on livestock development and management	5 meeting 5 staff deployed 2023 modern equipment 2024 mobile trucks 60 trainings 2000 adaptations	Sensitise on MPTU Deploy staff Purchase modern equipment Develop training modules train pastoralist	Incoporation of trainings on NRM	20 M	ICG,	2018-2022	Livestock production Dept

Sub-Sector: Veterinary Services
Programme 8: Disease control
On-going projects

Project Name/ Location*	Objectives	Targets	Description of Activities (Key Outputs)	Green Economy considerations	Cost (Kshs.	Source of funding	Time frame	Implementing Agency
Enhancing Livestock disease control county wide	To improve animal health and livestock productivity	80% vaccination coverage 20 survellance mission 100% sick treatments 100% permits	Livestock vaccination Disease surveillance Livestock treatments Movement control Inspection of stock routes	Prudent disposal of veterinary waste	60 M	NG,ICG, Mid-P, ILRI, VSF, CARITAS,FAO , NRT,	2017-2022	Veterinary Dept
		80% vaccination coverage	Livestock vaccination field operations purchase of vaccines	Safe disposal of veterinary waste	60 M	County governments, Mid-P, ILRI, VSF, CARITAS,FAO , NRT	2017-2022	Veterinary Dept
		20 survellance mission	Disease Surveillance		20M			
		100% treatments of reported cases	Livestock Treatments		10M			
		100% issuance of permits to animals moving out of the county	Livestock movement Control	Manage grazing parttens	0.5M			
		60 Inspections mission	Inspection of Stock Routes		20M			
Enhancing Veterinary public health-county wide	To improve animal health and livestock productivity	100% of all slaughter carcasses inspected 30 meat inspectors in place 10slaughter house functional	Meat inspections upgrading of slaughter houses	biofiltration of slaughter house waste to reduce green house gases	10 M	ICG,	2017-2022	Veterinary Dept
Veterinary	To increase	5 lab	Rehabilitation and equiping	Safe environmental	20M	NG,ICG	2017-	Veterinary

Project Name/ Location*	Objectives	Targets	Description of Activities (Key Outputs)	Green Economy considerations	Cost (Kshs.	Source of funding	Time frame	Implementing Agency
Laboratory services at Isiolo, LMD,Biliqo,Serich o kina, merti and oldoNyiro	livestock diagnosis points for quick response			friendly disposal of veterinary waste		RPLRP, DRSLRP,	2022	Dept
Pest Control Countywide	To eliminate vectors and parasitesin the county Construct livestock crush and dip	10 spray races 5 dips (Irressa Boru, Badana, Sericho, Fororsa and Komorbulla)	Provision of aricarides, pesticides and antihelmintics Construction of dips and spray races	Safe use and disposal of veterinary products	50M	NG,ICG LVIA, MIP, and CARITAS	2017-2022	Veterinary Dept
Strengthening veterinary extension services-countywide	To improve livestock farmers skills and knowledge on livestock management	15 field days 6500 visits, 720 inspections of stock routes and markets.	Farmers capacity building, purchase of vet euipements	mainstreaming green economy in training	10M	ICG, Mid-P, ILRI, VSF, CARITAS, FAO	2017-2022	Veterinary Dept

New projects proposal

Project Name/ Location*	Objectives	Targets	Description of Activities (Key Outputs)	Green Economy considerations	Cost (Kshs.)	Source of funding	Time frame	Implementing Agency
Enhancement of Transport services countywide	To improve livestock services deliverly	4vehicles 2025 motor cycle	Purchase of vehicles and bikes	proper maintenance of vehicles to reduce emmissions	30M	ICG	2017-2022	Veterinary Dept
Construction of vaccination crushes at All wards	To enhance Safe animal handling Facilities	50 metalic crushes	Site selection Construction works	Safe use and disposal of veterinary products	25M	ICG, and other development partners	2017-2022	Veterinary Dept
Cold chain falcilities Isiolo, merti and garbatulla	To enhance safe storage of vaccines	3 sub county headquarters	Construction and equipping	Use of climate friendly fringes and freezers	20M	ICG, and development partners	2017-2022	Veterinary Dept

Programme 9: Promotion of Market Access
On-going

Project Name/ Location*	Objectives	Targets	Description of Activities (Key Outputs)	Green Economy considerations	Cost (Kshs.)	Source of funding	Time frame	Implementing Agency
Hides and skins improvement and leather development- county wide	To enhance quality assurance and value addition of livestock products and by products	100% inspections 100% issuance of dispatch note 30 trainings 1 tannery	Construction of tannery Inspection of hides and skins bandas Issuance of permits Training of hides and skins handlers	Bio filtration of slaughter house waste to reduce green house gases	75M	ICG,NGOs Partners	2017-2022	Livestock Dept
Enhance Livestock identification, traceability and data base development countywide	To improve access to markets	100 000 tagging 1data base 30 trainings	Establishment of data base Animal identification training of livestock keepers	Mainstreaming green economy in training Proper disposal of damaged tags	20M	ICG, KLMC partners	2017-2022	Vetirinary Dept
Strengthening Research linkages with institutions on livestock diseases county wide	To improve research extension linkages	5 research activities	Research on livestock diseases Extension research linkages Enhancling adoption of technologies	Development of more climate tolerant breeds	5M	ICG, ILRI, VSF, FAO, universities and other development partners	2017-2022	Vetirinary Dept

Programme 10: Veterinary Quality Assurance

Project Name/ Location*	Objectives	Targets	Description of Activities (Key Outputs)	Green Economy considerations	Cost (Kshs.)	Source of funding	Time frame	Implementing Agency
Strengthening Veterinary inspectorate services-county wide	To enhance quality assurance	10 advisories/compliance missions 50 premises licensing 30 outlets inspections	Inspection of vet inputs supply outlets	Proper disposal of expired drugs Control use of banned substances(quality assurance)	5M	ICG	2017-2022	Vetirinary Dept

Sub-Sector Fisheries

Programme 11: Fisheries Development and Management

On-Going Projects

Project Name/ Location*	Objectives	Targets	Description of Activities (Key Outputs)	Green Economy considerations	Cost (Kshs.)	Source of funding	Time frame	Implementing Agency
Promotion of Aquaculture Development in all the sub counties	To increase food security and income in the county	10% increase of fish produced 10,000 quality fingerlings produced	Production of farmed fish production of quality fingerlings	Use of raised ponds in green house facilities	30 M	ICG &partners	2018-2022	Fisheries Dept
Promote Management and Development of Capture Fisheries in garbatulla and merti sub counties	To increase food security and income levels of small holder farmers	1 frame survey conducted 4 concreteholding ponds established	Conduct frame survey Construction of holding ponds	Use of solar driven freezers for preservation	20 M	ICG &partners	2018-2022	Fisheries Dept
strengthening of Fish Safety Assurance, Value Addition and Marketing	To increase fish consumption per capita per year and income from fish and fishery products	10 fisher forks trained 10 fisher folks using MSOP 3 outlets established	Training of fisher forks Construction of outlets Training of locals on value of consuming fish	Use of value addition technologies which are climate friendly-like sun drying of fish using solar panels	10 M	ICG &partners	2018-2022	Fisheries Dept

New Project Proposals

Project Name/ Location*	Objectives	Targets	Description of Activities (Key Outputs)	Green Economy considerations	Cost (Kshs.)	Source of funding	Time frame	Implementing Agency
Fisheries Development	To provide enabling environment for increased fisheries production	One strategic policy 50 farmers trained 10 Technical staff recruited 1(Marire)	Development of strategic plan. Training and recruitment of staff improvement of fishponds	Farmers trained on climate smart Agriculture	15 M	GoK CG and development Partners	2018-2022	Fisheries dept

Programme 12: General Administration, Planning and Support Services

On-going Projects

Project Name/ Location*	Objectives	Targets	Description of Activities (Key Outputs)	Green Economy considerations	Cost (Kshs.)	Source of funding	Time frame	Implementing Agency

Project Name/ Location*	Objectives	Targets	Description of Activities (Key Outputs)	Green Economy considerations	Cost (Kshs.)	Source of funding	Time frame	Implementing Agency
Enhacing Development and management of human capital in the sector	To improve institutional capacity for efficient and effective service delivery	40 technical staff 50 short courses 12 long courses	Recruitment of technical staff. Short & long term trainings/ courses Career progression Succession management	Training of staff on green economy technologies	50M	ICG &partners	2018-2022	Agriculture &livestock sector
Infrastructure Institutional support	To improve institutional capacity for efficient and effective service delivery	2026 offices 2027 ICT hubs 10 vehicles 10 Motor cycles	Rehabilitate existing office facilities Provide reliable ICT & office equipment Rehabilitate/purchase motor cycle & vehicles	Use of solar energy Proper disposal of E-waste	100M	ICG &partners	2018-2022	Agriculture &livestock sector
Promotion of Sector coordination & partnerships with all stakeholders in the county	To strengthen coordination and partnership	5 institutional structures 5 MOUs /SOPs 1 PPP	Establish partnership desk/office and coordination structures Develop MoUs , TOR and SOPs with key partners Domesticating the national PPP framework	Mainstreaming green economy	50M	ICG , NG &partners	2018-2022	Agriculture &livestock sector
Establishment of Monitoring ,Evaluation & learning the the sector	To improve institutional capacity for efficient and effective service delivery	1 M&E systems 4 trainings 13 M&Es 20 supervisions 1mid term review 1 End term review 1 CIDP	Establish M & E system & office Train staff on M&E system Review service charters Institutionalize performance based management Backstopping and guidance on agricultural activities/programmes Mid-term review of the CIDP	Mainstreaming green economy	20M	ICG	2018-2022	Agriculture &livestock sector
Formulation and domestication of policies in all sub sectors	To improve institutional capacity for efficient and	5 policies 2028 strategies	Domesticate relevant policies Formulate county policies, legislation& strategies, regulatory framework and administrative	Mainstreaming green economy	20M	ICG,NG &partners	2018-2022	Agriculture &livestock sector

Project Name/ Location*	Objectives	Targets	Description of Activities (Key Outputs)	Green Economy considerations	Cost (Kshs.)	Source of funding	Time frame	Implementing Agency
	effective service delivery	2029 regulations 5 administrative procedures	procedures					

Annex 1.2: Water, Sanitation, Energy, Environment &Natural Resources and Climate Change Projects

Sub-Sector Name: Water and Sanitation
Programmed 1: Water supply and storage services
Ongoing urban projects

Project Name/ Location*	Objectives	Targets	Description of Activities (Key Outputs)	Green Economy considerations	Cost (Kshs.)	Source of funding	Time frame	Implementing Agency
Augmentation of Isiolo Urban Water supply system	To provide adequate, quality water and sanitation services in urban areas for domestic and other uses	Increase water production of Isiolo Water & Sewerage Company from 4,500m3 to 10,000m3 per day	Lay and expand reticulation system for clean water supply to Construct new treatment works	Gravity flow	2B	NG	2018-2020	NWPC
Rehabilitation of boreholes	To improve water supply system for efficient yield	Kambi Garba, Wabera, Bula pesa(Mabatini)	Rehabilitating bore holes	Use of Solar power pumps in the borehole	2.5M	The Coca Cola Foundation and Kenya RAPID	Jan 2018 – Jan 2019	Kenya RAPID/IWASCO/Private Investor
Kiwanjani water supply system-Wabera ward	To improve water supply system for domestic use	Kiwanjani Population	Installation of a reverse osmosis		2.5M	The Coca Cola Foundation and Kenya RAPID	Jan 2018– Jan 2019	Kenya RAPID/IWASCO/Private Investor
Bula Mpya Water supply System-Bulla Pesa ward	To improve water supply system for Bula Mpya Population	Bula Mpya Population	Installation of a reverse osmosis		2.5M	The Coca Cola Foundation and Kenya RAPID	Feb – Jan 2019	Kenya RAPID/IWASCO/Private Investor
Mwangaza Water supply System – Wabera wars	To increase urban population access to clean and safe water	Mwangaza population	Extension of distribution system	Solar system installations for water pumping	50M	GoK (Equalization fund /Northern Water Services Board(NWSB))	Jan2017-June 2018	Northern Water Services Board(NWSB)

Project Name/ Location*	Objectives	Targets	Description of Activities (Key Outputs)	Green Economy considerations	Cost (Kshs.)	Source of funding	Time frame	Implementing Agency
Bula Bao Borehole Bulla Pesa Ward	To improve water supply access for domestic and other uses	2,000 human population	Drilling and equipping of a new borehole	Consider Hybrid systems (Solar /Diesel component)	7M	Equalization fund /Northern Water Services Board(NWSB)	Feb-June 2018	Northern Water Services Board(NWSB)

Rural Ongoing Projects

Project Name/ Location*	Objectives	Targets	Description of Activities (Key Outputs)	Green Economy considerations	Cost Kshs.)	Source of funding	Time frame	Implementing Agency
Sericho Water Supply	To improve access and reliability of water for domestic and livestock services	Sericho human and livestock population	Provision of 50m3 elevated steel tank at Sericho centre	-NOTE: Provision of steel tank durable compared to PVC	2.5M	SDC-Kenya RAPID	Oct 2017-March 2018	Kenya RAPID/County Government
Garbatulla St. Waliyana – Garbatulla ward	To improve water storage and efficient pumping of water to serve Garbatula town	Garbatulla , Zebra, Lowangila, Nyapawoi, Ngaremara, Etop, Daaba	Provision of solar pumping system and a 50m3 elevated steel tank	- Efficient solar power system towards green energy adoption to replace diesel powered system	2M	Kenya RAPID	Ongoing – July 2018	Kenya RAPID/County Government
Oldonyiro Water system rehabilitation	To improve provision of water services to Oldonyiro town	Oldonyiro township and livestock market	Pipeline extension works	-NOTE: HDPE pipeline	4M	Kenya RAPID	May – Sept 2018	Kenya RAPID/County Government
Chief Camp water system – Wabera ward	To improve access to water for IWASCO urban water system in Isiolo town	Isiolo town population	Erection of 50m3 elevated steel tank	-	2.5M	Kenya RAPID	Ongoing – July 2018	Kenya RAPID/County Govt
Bilal Settlement Water Supply -	To improve access to water in Bilal	Bilal settlement	Drilling and equipping distribution of a borehole,Piping ,storage facilities and further distribution	-NOTE: Reverse osmosis equipment installation and	14M	The Coca Cola Foundation and Kenya RAPID	Feb – Jan 2019	Kenya RAPID/IWASCO/Private Investor

Project Name/ Location*	Objectives	Targets	Description of Activities (Key Outputs)	Green Economy considerations	Cost Kshs.)	Source of funding	Time frame	Implementing Agency
				equipping				
Yamicha drought borehole – Cherab ward	To improve water access for livestock	20,000 livestock	Rehabilitation of water supply infrastructure	Consider Hybrid systems (Solar /Diesel component)	7.5M	Equalization fund /Northern Water Services Board(NWSB)	Jan-June 2018	Northern Water Services Board(NWSB)
Urura drought borehole – Cherab Ward	To improve water access for livestock	20,000 livestock	Rehabilitation of water supply infrastructure	Consider Hybrid systems (Solar /Diesel component)	7.5M	Equalization fund /Northern Water Services Board(NWSB)	Jan-June 2018	Northern Water Services Board(NWSB)
Lotik borehole, Kinna	To mproved water access for domestic and livestock use	3,000 human population	Drilling and equipping distribution of a borehole,piping ,storage facilities and further distribution	Consider Hybrid systems (Solar /Diesel component)	10M	Equalization fund /Northern Water Services Board(NWSB)	Jan-June 2018	Northern Water Services Board(NWSB)
Kinna CDF borehole – Kinna Ward	To improve water access for domestic and livestock use	8,000 human population	Equipping of an existing newly drilled borehole	Consider Hybrid systems (Solar /Diesel component)	10M	Equalization fund /Northern Water Services Board(NWSB)	Jan-June 2018	Northern Water Services Board (NWSB)
Kinna Water supply rehabilitations – Kinna Ward	To improve water access for domestic and livestock use	8,000 human population	Extension of distribution pipeline and construction of storage tanks	Consider Hybrid systems (Solar /Diesel component)	10M	Equalization fund /Northern Water Services Board(NWSB)	Jan-June 2018	Northern Water Services Board (NWSB)
Bertume-Dusot Borehole water project – Cherab Ward	To improve water access for livestock	20,000 livestock	Rehabilitation of water supply infrastructure	Consider Hybrid systems (Solar /Diesel component)	7.5M	Equalization fund /Northern Water Services Board(NWSB)	Jan-June 2018	Northern Water Services Board(NWSB)
Sericho Water supply rehabilitations – Sericho ward	To improve water access for domestic and other uses	5,000 human population	Rehabilitation of solar pumping system 4Km Pipeline laying Rehabilitation of Biliki tank Construction of water kiosks Construction of 2-door VIP latrine	Solar energy for pumping in water supplies	8M	Water Sector Trust Fund (WSTF)	Jan – June 2018	Water Sector Trust Fund (WSTF) in conjunction with (IWASCO)
Kinna – Kanchoradi Water supply project, Kinna ward	To improve water access for domestic and other uses	5,000 human population	Pump installations KPL Co power connection 4Km Pipeline laying Perimeter fence Construction of 2-door VIP latrine	Solar energy for pumping in water supplies	6M	Water Sector Trust Fund (WSTF)	Jan – June 2018	Water Sector Trust Fund (WSTF) in conjunction with (IWASCO)

Project Name/ Location*	Objectives	Targets	Description of Activities (Key Outputs)	Green Economy considerations	Cost Kshs.)	Source of funding	Time frame	Implementing Agency
Awarsitu Borehole water project –Charri ward	To improve water access for domestic and other uses	5,000 human population	Drilling, development and test pumping of a borehole Borehole equipping Construction of Generator room Pipeline laying	Solar energy for pumping in water supplies	12M	Water Sector Trust Fund (WSTF)	Jan – June 2018	Water Sector Trust Fund (WSTF) in conjuction with (IWASCO)
Manyata coner borehole drilling – Ngaremara ward	To improve water access for domestic and other uses	5,000 human population	Drilling, development and test pumping of a borehole Borehole equipping Construction of Generator room Pipeline laying	Solar energy for pumping in water supplies	9M	Water Sector Trust Fund (WSTF)	Jan – June 2018	Water Sector Trust Fund (WSTF) in conjunction with (IWASCO)

Proposed New Projects

Project Name/Location	Objectives	Targets	Description of Activities	Cost (Kshs.)	Source of funding	Time frame	Implementing Agency	Remarks
Trans-boundary water management	To improve Sustainable and equitable allocation of water resources	Isiolo County and Neighbouring counties	County, sectoral and Inter agency collaborative action plans	100M	National Govt; County Govt; Non- State Actors; Water Resources Authority; ENNDA	2018-2022	National Govt County Govt Non- State Actors Water Resources Authority ENNDA	National and County Collaborati ve efforts
Development of county Water Resources Marshal Plan	To develop long term 20-year plan County Master Plan	Isiolo County Water Sector Master Plan	Stakeholder engagement Data collection Consultancy engagement Resource mobilization Preparation of Master Plan d	15M	County Govt; Millennium water Alliance; and Other Donors & Partners	2018-2019	Water Dept	Inter-sectoral Collaborati on required
Development of Water Resources Map and database	To provide detailed database on County Water Resources	Isiolo County Water Sector Ground and Surface water sources	Detailed scientific studies Production of maps and reports	15M	County Govt & Water Sector Non-Sector	2018-2021	Water Dept	Inter-sectoral Collaborati on required
Formation of county Water	To improve management	County Water Management	Capacity building trainings studies Formation of 1 WSP	5M	ICG and Partners	2018-2019	Water Dept	Inter-agency

Project Name/Location	Objectives	Targets	Description of Activities	Cost (Kshs.)	Source of funding	Time frame	Implementing Agency	Remarks
Service providers	of water provision	Committees						collaboratio n
Formation of county community forest associations (CFAs)	To improve management of county forest	Formation 10 CFAs water management committees	Capacity building trainings of 10 CFAs Formation of county rural Water management committees	5M	County Govt Water Resources Authority Forest department NEMA	2018-2019	Water Dept	Inter-agency collaboratio n
Capacity building trainings and awareness raising on 40 water resources management	To enhance skills and competencies on Water resources management and catchment protection in Isiolo county	County rural Water Management Committees (Biliku marara, Bulesa, Bisan-Biliqo, Merti, Korbesa, Dadachabasa, Sericho, Kulamawe, Yaqbarsadi, Garbatulla, Iresaboru, Kinna)	40 Capacity building trainings studies and reports	5M	County Govt Water Resources Authority Forest department NEMA	2018-2019	Water Dept	Inter-agency collaboratio n
Protection of riparian areas along Ewaso nyiro	To protect water 2,500 acres of riparian areas	Ewaso Nyiro river-line in Merti and Garbatulla	Gabion construction Tree planting	20M	ICG and Partners	2018-2022	Environment dept and Partners	Sectoral and inter-agency collaboratio n
Establishment of county integrated early warning systems	To establish Flood EWS	Makagalla, Merti, Iresaboru, Malkadaka, Bules, Isiolo central, Bulla Pesa, Bulla	EWS information system Bulletins for reporting and communication EWS Emergency announcements & alert signals Media alerts	10M	ICG and Partners	2018-2022	Environment dept and Partners	Sectoral and inter-agency collaboratio n

Project Name/Location	Objectives	Targets	Description of Activities	Cost (Kshs.)	Source of funding	Time frame	Implementing Agency	Remarks
		Mpya, Oldonyiro and Ngaremara						
Flood control in all wards	To manage storm water in 10 sites of built areas	Makagalla, Merti, Iresaboru, Malkadaka, Bulesa, Isiolo central, Bulla Pesa, Bulla Mpya, Oldonyiro and Ngaremara	Construction of storm water conveyance structures Gabion protection Re-divert canals	65M	ICG and Partners	2018-2022	Environment dept and Partners	Sectoral and inter-agency collaboration
Isiolo Mega dam (Crocodile Jaw)	To harvest flood waters during peak rainy seasons		Mega dam construction	21B	National Govt	2018-2022	National Govt	Project buy-in from stakeholders
Construction of dams	To harvest flood waters during peak rainy seasons	Burat Soi – Maili Saba, Irresa Boru,Badana, Goda, Machesa, Darer bura, Dabaladhiri, Loruko, Kubi adhi, Merti, Chumvi/tractor, Napawoi, Kisile, Gotu and Mogore dam	Medium size dam construction	2B	National Govt	2018-2022	National Govt	Project buy-in from stakeholders

Proposed New Projects
New Projects Urban

Project Name/Location	Objectives	Targets	Description of Activities	Cost (Kshs.)	Source of funding	Time Frame	Implementing Agency	Remarks
Expansion of water connectivity in Isiolo town,	To provide adequate quality water and sanitation services to 90% of Isiolo town residents	Isiolo town(including Kambi Garba) 200,000 Bulla Pesa, Wabera, Kiwanjani, Asharaf, Mater area, Tullu Roba, Manyatta Bilala, Kulamawe, Waso primary ,Naing'ura, Milimatatu, Lemorijo,Lotiki,Childwelfare society	Rehabilitation of existing reticulation system to increase connectivity by 1500 consumers. Acquire modern billing software Construct 3No elevated steel tanks each of capacity 50 cubic meters Acquire fast moving spares Replace water treatment filter media Drill boreholes	80M	ICG& NG, Northern Water Services Board (NWSB), WSTF	2018-2022	Water Dept with IWASCO	projects will be done in
			Construction of New Administration block office Acquire 2No Four Wheel drive vehicles Acquire 5No motor bikes	30M	ICG & NG, EU, Danida and Other donors	2018-2022	Water Dept with IWASCO	Headquarters
			De-salination of 5No boreholes to improve water quality	25M	ICG ,Northern Water Services Board(NWSB), WSTF & National Govt	2018-2022	Water Dept with IWASCO	Kiwanjani, water compound, kambi ya juu, mater area
			Replace 1000 no of non-functional consumer meters to reduce Non-Revenue Water	20M	ICG ,Northern Water Services Board(NWSB), WSTF & National Govt	2018-2022	Water Dept with IWASCO	Isiolo town
			Extend pipelines and distribution of water and Installation of fire hydrants in town	125M	ICG ,Northern Water Services Board(NWSB), WSTF & National Govt	2018-2022	Water Dept with IWASCO	Isiolo town

Project Name/Location	Objectives	Targets	Description of Activities	Cost (Kshs.)	Source of funding	Time Frame	Implementing Agency	Remarks
			Install Solar pumping units for 5No of town boreholes Bulla Pesa, Wabera, Kiwanjani, Asharaf, Mater area, Tullu Roba, Manyatta Bilala, Kulamawe	25M	ICG, (NWSB), WSTF & National Govt	2018-2022	Water Dept with IWASCO	Project will be done in

Proposed New Projects Rural

Project Name/ Location*	Objectives	Targets	Description of Activities (Key Outputs)	Green Economy considerations	Cost (Kshs.)	Source of funding	Time frame	Implementing Agency
Construction of 60new rural water supplies in 8 rural wards	To improve rural water supply to rural areas from 37% to 60%	Fresh water boreholes at Akareteret, Chumvi yare, Chokaa, Kisile, Akunoit, Aregae, Manyatta zebra, Lowangila, daaba, kiwanja	Drill, equip and operationalize with accompanying infrastructure (pipelines, kiosks, meter, sanitation units etc) 60no new successful high yielding boreholes		480M	ICG ,NG, NWSB, WSTF, Non- State Actors (NSAs)	2018-2022	Environment dept NWSB, WSTF, NSAs
Rehabilitation of 26 existing rural water supplies	To improve rural water supply Efficiency	Sericho, Ireasboru, Malkadaka, Belgesh, Kinna, Ngaremara, Merti, Garbatulla, Kulamawe, Yamicha, Urura, Duma, BGB, Machalo,	Rehabilitate rural water supplies		125M	ICG ,NG, Northern Water Services Board(NWSB), WSTF & National Govt and Partners	2018-2022	County Govt
			Construct 25, each 100 cubic meters masonry tanks and Elevated steel tanks		125M	ICG ,Govt /NWSB, WSTF & NG and Partners	2018-2022	County Govt, NSAs, National Govt
			Equip 15No boreholes with Solar		30M	ICG, NG,	2018-2022	County Govt,

Project Name/ Location*	Objectives	Targets	Description of Activities (Key Outputs)	Green Economy considerations	Cost (Kshs.)	Source of funding	Time frame	Implementing Agency
		Bules, Bisan Biliqo, Biliku marara, Malkadaka, Iresaboru, Kombola, Muchuro, Mbarambate, Lenguruma				NWSB, WSTF & and Partners		NSAs, National Govt
			Acquire 2No water bowsers and rehabilitate 2 existing ones		40M	Isiolo County, National Govt, NWSB), WSTF & National Govt and Partners	2018-2022	County Govt, National Govt
			Acquire 3No four-wheel drive vehicles and 15No motorbikes		46M	Isiolo County, National Govt, NWSB, WSTF & National Govt	2018-2022	County Govt
			80 No community water supplies water quality sampling and testing		10M	Isiolo County, National Govt, NWSB, WSTF & National Govt	2018-2022	County Govt
					30M	De-salinate 5No boreholes	2018-2022	County Govt and WASH Partners
			Construct 20No rain water harvesting structures Detailed feasibility studies on Merti plateau surface run –off harnessing		25M	Isiolo County, National Govt, NWSB, WSTF & National Govt	2018-2022	County Govt
		2(Sericho aand Irressa Boru)	Purchasing generator		2M	Isiolo County, National Govt, NWSB, WSTF & National Govt	2018-2022	Water dept

Proposed new projects for livestock

Project Name/ Location*	Objectives	Targets	Description of Activities (Key Outputs)	Green Economy considerations	Cost (Kshs.)	Source of funding	Time frame	Implementing Agency	Remarks

Project Name/ Location*	Objectives	Targets	Description of Activities (Key Outputs)	Green Economy considerations	Cost (Kshs.)	Source of funding	Time frame	Implementing Agency	Remarks
Development of water for livestock	To Increase access to livestock water	Yamicha, Duma, Urura, Sericho, Kulamwe, BGB Dadachabasa, Machalo, Bertume, Dololowachu, Iresaboru,	Drill 5No boreholes for irrigation Drill, equip and operationalize 5No new boreholes Acquire 10No collapsible tanks Construction and/or rehabilitation of 1oNo water pans		360M	GoK, ICG and partners	2018-2022	National, County, Dev Partners	County, Sectoral and Inter-agency collaborative efforts

Proposed new Projects Governance

Project Name/ Location*	Objectives	Targets	Description of Activities (Key Outputs)	Green Economy considerations	Cost (Kshs.)	Source of funding	Time frame	Implementing Agency	
Restructuring rural water service providers	To improve Water Sector governance in Isiolo county	All rural water service providers	Publicity raising and public participation on restructuring rural water service providers Formation of a rural water company		149M	County Govt & Dev Partners	2018-2019	County Govt	Public private partnership entry point in water management
Legislation, Laws and policies	To improve Water Sector governance in Isiolo county	County Water Sector	Finalize county water law, rules and regulations Enforcement of water rules and regulations		10M	County Govt & Dev Partners	2018-2019	County Govt	Public private partnership entry point in water management
Monitoring, Evaluation and Learning	To provide management and the main stakeholders of an ongoing development intervention with indications of the extent of progress and achievements	County Water Sector	Formation of a Water Sector M&E unit Sector Coordination meetings and information sharing		127M	County Govt & Dev Partners	2018-2019	County Govt	
Water Sector resource	To increase investments in	water sub sector	Establishment of sub sector resource mobilization section		1M	County, National,	2018-2022	County Govt Marshal Plan	Increased investment in

Project Name/ Location*	Objectives	Targets	Description of Activities (Key Outputs)	Green Economy considerations	Cost (Kshs.)	Source of funding	Time frame	Implementing Agency	
mobilization	water sector through pursuit of collective goal with other partners					Private Sector, Non-Sector Actors		secretariat	water sector

Sub sector: Sanitation
Programme 2: Sanitation Services Development and Management
Urban sanitation

Project Name/Location	Objectives	Targets	Description of Activities	Cost (Kshs.)	Source of funding	Time frame	Implementing Agency	Remarks
Urban sewerage services	To Increase access to sanitation facilities in the Urban areas	Isiolo town	Rehabilitated 5No existing ponds Improve sewer reticulation system	800M	Isiolo County, (NWSB), WSTF & National Govt	2018-2022	County Govt with IWASCO	Isiolo town
			Consumers' Connectivity to sewer	100M	Isiolo County, (NWSB), WSTF & National Govt	2018-2022	County Govt with IWASCO	kulamawe, bulapesa and Tuluroba
Water quality monitoring and surveillance	To establish a Water quality monitoring and surveillance unit	Water Headquarters	Establish staffed unit Procurement of portable and stationary state of the art laboratory equipment Training of staff on Water quality analysis Develop Water quality database on all County water points	100M	Isiolo County Govt, IWASCO and Non-State Actors	2018-2022	Isiolo County Water & Environment section and Partners	Sectoral and inter-agency collaboration
Rural Sanitation								
Rural sanitation services	To increase rural areas sanitation facilities access	20 Sanitation	Construction of 20No sanitation facilities at major community water supplies inSericho, Ireasboru, Malkadaka, Belgesh, Kinna, Ngaremara, Merti, Garbatulla, Kulamawe, Yamicha, Urura, Duma, BGB, Machalo, Bules, Bisan Biliqo, Biliku marara,	240M	County Govt, NSAs, WSTF, NWSB	2018-2022	County Govt & Partners Collaborative efforts between WASH partners	

Project Name/Location	Objectives	Targets	Description of Activities	Cost (Kshs.)	Source of funding	Time frame	Implementing Agency	Remarks
			Malkadaka, Iresaboru, Kombola, Muchuro, Mbarambate					

Sub-Sector Name: Environment, Natural Resources, Energy and Climate Change
Programme Name: Energy and Climate Change
New Project Proposals

Project Name/ Location	Objectives	Targets	Description of Activities	Cost (Kshs.)	Source of funding	Time frame	Implementing Agency	Remarks
Energy Supply	To provide climate friendly and reliable energy and institute climate change responsive structures and finance frameworks for sustainable economic growth	30 community facilities	Installation of Green energy technologies on facilities	500M	County Govt and REA under A shilling for A shilling Program (marching fund)	2018-2022	Energy and Environment Dept	
		9No. Mini-grids supplying approximately 20,000 HHs	Establish solar mini-grids for community facilities, Enterprise and Households	594M	World bank	2018-2021	County Gov't, MoEP,REA and KPLC	
		42No community facilities	Connect community facilities to Solar mini-grids	286M	ICG and partners	2018-2022	Energy and Environment Dept	
		Communities in Cherab, Charri, Kinna, Sericho, Oldonyiro, Burat, Bulla Pesa, Garbatulla, Ngaremara, Oldonyiro,	Provide improved Jikos to 10,000 persons	43M	ICG and partners	2018-2022	Energy and Environment Dept	
		in 6 centres in Merti, Garbatulla, , Sericho, Oldonyiro , Kinna, and Isiolo	Provide street solar lighting Installation 2	900M	ICG and partners	2018-2022	Energy and Environment Dept	
		60No flood lights in 6 centres in Merti, Garbatulla, Sericho, Oldonyiro, Kinna and Isiolo	Installation of flood lights	480M	ICG and partners	2018-2022	Energy and Environment Dept	
		10No. trainings on new technologies (Mini-grids, solar and clean cooking)	Consumer education and citizen engagements program	15M	World Bank and PPP	2018-2022	Energy and Environment Dept	
		15No trainings	Capacity enhancement trainings for County Government staff	36M	World Bank	2018-2022	Energy and Environment Dept	
		Sericho and Cherab	Installation of 5 wind powered mills	30M	ICG ,NG and partners	2018-2022	Energy and Environment Dept	

Project Name/ Location	Objectives	Targets	Description of Activities	Cost (Kshs.)	Source of funding	Time frame	Implementing Agency	Remarks
		All wards	Track uptake of Solar technologies and form a data bank	5M	ICG,NG and partners	2018-2022	Energy and Environment Dept	

Programme Name: Climate Change and Adaptation
New Project Proposals

Project Name/Location	Objectives	Targets	Description of Activities	Cost (Kshs.)	Source of funding	Timeframe	Implementing Agency	Remarks
Climate Change Adaptation and Mitigation	To provide climate friendly and reliable energy and institute climate change responsive structures and finance frameworks for sustainable economic growth	All wards	10No trainings on Climate resilience and climate- proofing development	10M	ICG,NG and partners	2018-2022	Environment Dept	Cross cutting in all sectors
		HQS	Set up climate knowledge centre	5M	ICG,NG and partners	2018-2022	Environment Dept	Cross cutting in all sectors
		HQS	Establish climate fund	20M	ICG,NG and partners	2018-2022	Environment Dept	
		All wards	Recruit and train 10No volunteers (1per ward) on scientific tools and observation methods for monitoring flows of water and energy	6M	ICG,NG and partners	2018-2022	Environment Dept	Cross cutting in all sectors
		HQS	Form a Climate change coordination unit to monitor Mainstreaming of climate issues in sectors and in their policies and plans	20M	ICG,NG and partners	2018-2022	Environment Dept	Cross cutting in all sectors
		All wards	Train 10,000 pastoralists and 15No Climate Champions to climate proofing of county projects	75M	ICG,NG and partners	2018-2022	Environment Dept	Cross cutting in all sectors
		All Wards	Support emergency initiatives to save livelihood during Climate extremes	500M	ICG,NG and partners	2018-2022	Environment Dept	Cross cutting in all sectors

Programme Name: Environmental Protection

New Project Proposals

Project Name/Location	Objectives	Targets	Description of Activities	Cost (Kshs.)	Source of funding	Timeframe	Implementing Agency	Remarks
Environmental Protection	To enhance ecosystem productivity and sustainability	10 Wards (All wards)	1,000,000 indigenous Trees planting in all wards	15M	ICG and partners	2018-2022	Environment Dept	
		10 Wards	Establish 10 tree nurseries (2 per year)	5M	ICG and partners	2018-2022	Environment Dept	
		10 Wards	Trainings on reduction of degradation (2 per year)	8M	ICG and partners	2018-2022	Environment Dept	
		Wabera, Merti, Cherab, Oldonyiro, Garfasa, Sericho	Rehabilitate 5 sites/ Gulley plugging	30M	ICG,NG and partners	2018-2022	Environment Dept	
		Cherab, Sericho, Oldonyiro, Charri, Burat, Kulamawe, Kinna	Pasture and vegetation reseeding/growth	20M	ICG,NG and partners	2018-2022	Environment Dept	

Programme Name: Environmental Conservation
New Project Proposals

Project Name/Location	Objectives	Targets	Description of Activities	Cost (Kshs.)	Source of funding	Time frame	Implementing Agency	Remarks
Environmental Conservation	To enhance ecosystem productivity and sustainability	10 Wards (All wards)	Conduct control 50 cutting campaigns of invasive species (*Prosopis Juliflora, A. Reficiens)*	10M	ICG,NG and partners	2018-2022	Environment Dept	
		10 Wards	Promote economic use of Invasive species through community trainings	50M	ICG,NG and partners	2018-2022	Environment Dept	
		10 Wards	Mapping, fencing and protection of 25No cemeteries in all major towns	75M	ICG,NG and partners	2018-2022	Environment Dept	

PROGRAMME NAME: SOLID WASTE MANAGEMENT
New Project Proposals

Project Name/Location\	Objectives	Targets	Description of Activities	Cost (Kshs.)	Source of funding	Time frame	Implementing Agency	Remarks
Solid Waste Management	To improve collection and disposal of solid waste	10 Wards (All wards)	Sensitization interventions through public trainings and barazas (2 per ward) on waste management	8M	ICG,NG and partners	2018-2022	Environment Dept	
		HQs	Formulate legislation guiding waste management in the county	3M	ICG,NG and partners	2018-2022	Environment Dept	
		All wards	Establish 10 disposal sites (2 per ward) in major centres in the county	50M	ICG,NG and partners	2018-2022	Environment Dept	
		County wide	Procure 5 modern garbage collection trucks to enhance waste management	75M	ICG,NG and partners	2018-2022	Environment Dept	
		All wards	Install 500 (50 per ward) refuse receptacles in major centres in the county	25M	ICG and partners	2018-2022	Environment Dept	

Programme Name: Natural Resource Protection
New Project Proposals

Project Name/Location	Objectives	Targets	Description of Activities	Cost (Kshs.)	Source of funding	Time frame	Implementing Agency	Remarks
Natural Resource Protection	To improve opportunities for sustainable exploitation and economic use of natural resources	10 Wards (All wards)	Conserve 10 springs and protect 5 catchment areas in Isiolo County	45M	ICG and partners	2018-2022	Environment and natural resource Dept	
		Garbatulla, Kinna, Barambate, Kipsing, Biliqo and Oldonyiro	Construct gums and resins collection stores in high production areas of Garbatulla, Kinna, Barambate, Kipsing and Oldonyiro in the county	25M	ICG and partners	2018-2022	Environment and natural resource Dept	
		All wards	Train community members (one per ward) on collection, grading, preservation and value addition of gums and resins	50M	ICG and partners	2018-2022	Environment and natural resource Dept	
		County wide	Conduct market promotion	25M	ICG and partners	2018-	Environment	

Project Name/Location	Objectives	Targets	Description of Activities	Cost (Kshs.)	Source of funding	Time frame	Implementing Agency	Remarks
			campaigns for gums and resins enterprises			2022	and natural resource Dept	
		All wards	Conduct exploration initiatives in 5 rural wards with mineral potential	15M	ICG and partners	2018-2022	Environment and natural resource Dept	

Annex 1.3: Health Services Sector Projects

Programme 1: General Administration, Planning and Support Services

On – going projects

Project Name/Location	Objectives	Targets	Description of Activities	Green Economy considerations	Cost (Kshs.)	Source of Funding	Time Frame	Implementing Agency
Construction of KMTC classrooms (Study classroom at Isiolo Hospital	To improve MTC learning conditions at Isiolo Hospital	4 class rooms	Construction of 4 MTC classrooms Construction of hostels	Installation of solar energy for power , and water systems	15M	NG,ICG & Partners	2017-2022	Health Dept

New Project Proposals

Project Name/Location	Objectives	Targets	Description of Activities	Green Economy considerations	Cost (Kshs.)	Source of Funding	Time Frame	Implementing Agency
Health Resource Centre at Isiolo hospital	To improve the knowledge and skills for health sector staff ,students and other players	Health staff, KMTC students and school leavers	Construction and Equipping of Health	Installation of solar energy for power , and water systems	100M	ICG,NG & Partners	2019-2022	Health Dept
Build the capacity of health workers	To provide high quality health care services to Isiolo population	400 health workers advance in skill development	Trainings of health workers(in-service training, leadership and governance	-	100M	ICG,NG & Partners	2019-2022	Health Dept
Equipping of Health Facilitates with ICT equipment (computers, servers and networks)	To increase access to specialised health services	all health facilities	Purchase and installation of ICT equipment		50M	ICG,NG & Partners	2018-2022	Health Dept
Electronic Medical Record Installation at Isiolo and Garbatulla Hospitals	To increase efficiency and quality of Health services	1	Purchase of software and hardware infrastructure equipment and installation	-	100M	ICG,NG & Partners	2019-2022	Health Dept
Health electronic systems and	To improve health service efficiency	3 Health facilities	Procurement and installation of electronic system	-	50M	ICG,NG &	2019-2022	Health Dept

Project Name/Location	Objectives	Targets	Description of Activities	Green Economy considerations	Cost (Kshs.)	Source of Funding	Time Frame	Implementing Agency
management in Isiolo , Garbatula and Merti hospitals						Partners		
Medical products distribution	To improve health service efficiency	County wide	Purchase of a 10-ton lorry and a land cruiser pick up for distribution of medical products		20m	ICG	2019-2022	Health department
Health Facility institutional support	To improve health service performance	56 health facilities	Infrastructure , trainings, equipments, referrals review of monitoring and evaluation tools	-	100M	ICG,NG & Partners	2019-2022	Health Dept

Programme 2: Curative and Rehabilitative Health Care
Part I: On-going projects

Project name Location	Project Objective	Targets	Project description	Green Economy considerations	Cost (Kshs.)	Source of funding	Time frame	Implementing Agency
Oxygen plant in Isiolo and Garbatulla hospital, Merti	To increase access oxygen need emergence services	2 oxygen plants in Isiolo and Garbatula hospitals	purchase and installation of the oxygen plants	Incorporation of Hybrid power sources(solar and electricity)	35M	ICG,NG & Partners	2017-2022	Health Dept
Refurbishment/ Renovation of Isiolo County Hospital	To improve the hospital physical infrastructure		Refurbishment/ Renovation of Isiolo County Hospital		100M	ICG,NG & Partners	2018-2019	Health Dept
Garbatulla paediatric ward	To increase access health Infant care services	One equipped paediatric Ward Garbatulla Hospital	Construction of paediatric Ward		6M	ICG,NG & Partners	2017-2018	Health Dept
Noloroi Dispensary	To increase access to health services	1	Equipment and personnel to operationalize	Incoporation of Hybrid power	5M	ICG		Health Dept

Project name Location	Project Objective	Targets	Project description	Green Economy considerations	Cost (Kshs.)	Source of funding	Time frame	Implementing Agency
Lenguruma Dispensary	To increase access to health services	1	completion equipping and staffing	sources(solar and electricity)planting of flowers and 212ssert212212ing	8M	ICG & Partners	2018-2022	Health Dept
Bula pesa Dispensary	To increase access to health services	1	personnel and equipment		8M	ICG & Partners	2018-2022	Health Dept
Gotu Dispensary	To increase access and utilization of health services	1	equipment and personnel to open its services		8M	ICG & Partners	2018-2022	Health Dept
Renal unit	To increase access to health services	1	Personnel training and equipment	Installation of solar energy for power	10M	ICG,NG & Partners	2018-2022	Health Dept
Health Staff houses at Noloroi, Gotu,Kulamawe, Barambate, Gubatu, Kone, Eldera, Badana, Duse, Biliqi Noor and Boji rural health facilities	To improve the accommodation of rural health facility personnels	5 new staff houses in rural facilities	Construction and equipping	Incoporation of Hybrid power sources(solar and electricity)planting of flowers and 212ssert212212ing	30M	ICG & Partners	2018-2022	Health Dept
New Dispensaries at Dima Ado, Biliqi , Lenguruma, Mogore, Yaqbarsad, Rumate, Longopito, Nkorika, Parkurruk, Mokori, Awarsitu	To increases access to basic health services	new health facilities	Construction equipping and staffing of new dispensaries		60M	ICG & Partners	2018-2022	Health Dept
Construction of Child wards at Oldonyiro	To increase access health Infant care services	Child Ward	Construction equipping and staffing of Child Ward	Hybrid power sources(solar and electricity)planting of flowers and landscapping	10M	ICG & Partners	2018-2022	Health Dept

Part II: New project proposals

Project Name/Location	Objectives	Targets	Description of Activities	Green Economy considerations	Cost (Kshs.)	Source of Funding	Time Frame	Implementing Agency	Remarks
ICRH UPGRADE TO LEVEL 5									
Modernisation of ICRH	To increase access to all health services and improve physical work environment		Face lift involving new signs at entry and within the hospital to guide patient flow. Painting of walls and tilling of walkways, epoxy floor for the interior and bacteriostatic floors for the clean rooms. Overhaul of all wash areas bathrooms and toilets with new tiles, fittings and drainage repairs. Overhaul/repairs/expansion of all electrical outlets and lighting points. Piping of medical gasses and installation of suction unit with piping and outlets to casualty, theatre, and wards Installation of patient overbed lighting and power outlet for each bed, visitor chairs patient beds and beddings, privacy curtains and patient cabinet. Expansion and furnishing of the amenity ward in bed capacity (self-contained units) Repair/ New furniture for all Administrative and auxiliary offices, consulting clinic, nursing station. Installation of clean water drinking points		300M	ICG,NG & Partners	2018-2020	Department of health	Renovation with expansions
Administrative Block	To increase access to		Redesigning and construction of new extra administrative offices to		25M	ICG,NG & Partners	2018-2022	Department of health	Expansion of existing

Project Name/Location	Objectives	Targets	Description of Activities	Green Economy considerations	Cost (Kshs.)	Source of Funding	Time Frame	Implementing Agency	Remarks
	health services		accommodate new administrative structure						structures
Blood Satellite Center at Isiolo county referral hospital	To Increase response to emergencies and access to blood services	1 Centre	Designing and construction of the blood centre Furnishing with furniture and equipment's, and training of existing staff and recruiting staffing necessary personnel's. Logistical support for linking Isiolo Blood satellite centre with Embu Blood unit for screening and processing of blood and blood products	Incorporation of Hybrid power sources (solar and electricity) planting of flowers and landscaping	50M	ICG,NG & Partners	2018-2020	Department of health	New unit
Expansion of Laboratory Diagnostic services to level 5 capacity	To increase access to health services		Redesigning and construction of the laboratory to increase physical space to accommodate clinical chemistry, hematology, microbiology and surgical pathology as well as equipping the various areas with diagnostic equipment's		80m	GoK(ICG,NG) and partners	2018-2022	Department of health	Expansion and new diagnostic components
Trauma Centre	To increase access to emergency services and critical care	1 centre	Designing with expansions and restructuring of the existing casualty to an ultra-modern fully equipped casualty. Inbuilt Casualty theatre, casualty laboratory and Critical care unit. Recruitement, training of emergency and critical care health staff		200M	ICG,NG & Partners	2018-2020	Department of health	Renovation with expansion
Call centre	To increase access to emergency services and critical care	1 centre	Construction and establishment of a call centre to handle all emergency communications and referrals. Manage and purchase well equipped ambulances Train existing staff and recruit paramedics		60M	ICG,NG & Partners	2018-2022	Department of health	New unit

Project Name/Location	Objectives	Targets	Description of Activities	Green Economy considerations	Cost (Kshs.)	Source of Funding	Time Frame	Implementing Agency	Remarks
Expansion of Diagnnostic Imaging services at ICRH	To increase access to Imaging Diagnostic		Supply and installation of 16 slice Ct scan		60m	ICG &partners	2018-2022	Department of health	Expansion of services in radiology unit
Theatre service expansion	To increase access to service delivery		Purchase and installation of Endoscopy tower system to expand services in urology, Ent and general surgery. ENT surgical microscope Purchase of new various sets in the field of Obstetric/ Gynaecological, Ophthalmology, ENT, Urology and neurosurgical, Orthopaedic and general surgery sets as well as equipment's		30M	ICG,NG & Partners	2018-2022	Health Dept	Expansion of services
Central sterile service department	To increase access to health services		Designing, construction and furnishing of a Central sterile service department. Training of existing staff		15M	ICG,NG & Partners	2018-2022	Health Dept	Establishment as an independent unit from theatre to serve theatre, all wards, and trauma centre
Construction and equipping of Ear, Nose and Throat unit	To increase access to specialised health services	1	Construction and equipping of Ear, Nose and Throat unit	Incorporation of Hybrid power sources(solar and electricity)planting of flowers and landscaping	20M	ICG,NG & Partners	2018-2022	Health Dept	New unit
Expansion and Equipping of Ophthalmology unit	To increase access to health services		Designing and expansion of the existing Ophthalmology Unit Purchase and installation of diagnostic and treatment		15M	ICG,NG & Partners	2018-2022	Health Dept	Expansion of existing services

Project Name/Location	Objectives	Targets	Description of Activities	Green Economy considerations	Cost (Kshs.)	Source of Funding	Time Frame	Implementing Agency	Remarks
			equipment's.						
Palliative Care centre	To increase access to health services		Designing and construction of a palliative centre Recruitment and training of compassionate care staff		50M	ICG,NG & Partners	2018-2022	Health Dept	New unit
ICRH Cafeteria	To improve the working environment		Designing, construction and furnishing of cafeteria		20m	ICG,NG & Partners	2018-2022	Health Dept	New unit
Medical officer Intern/Call House/Visiting doctor block	To increase access to service delivery, improve the working environment		Designing, construction and semi-furnishing of 10 self-contained 1bedroomed apartment with central doctor's lounge.		40M	ICG,NG & Partners	2018-2022	Health Dept	New project
Replacement of ICRH water tower, installation of water treatment plant and piping system.	To increase access to health services	1	Replacement and capacity expansion of ICRH water tower with installation of water treatment plant and piping system.		50M	ICG,NG & Partners	2018-2022	Health Dept	Renovation
Renovation and expansion of the Mortuary	To increase access to health services		Expansion and renovation of space for embalmment and freezers in the morgue		10M	ICG,NG & Partners	2018-2022	Health Dept	Renovation
Construction of health promotion department at ICRH	To increase access to health services		Construction and Equipping		10M	ICG,NG & Partners	2018-2022	Health Dept	
Construction of warehouses in Isiolo hospital	to improve storage capacity in the hospital		Construction and Equipping		20M	ICG,NG & Partners	2018-2022	Health Dept	
GARBATULA AND MERTI SUB COUNTY HOSPITAL UP GRADE TO LEVEL 4 HOSPITAL									
Maternity ward Garbatulla hospital	To Increase access to health services	1 ward	Completion of the maternity ward and equipping with modern equipment		40M	ICG,NG & Partners	2018-2020	Health Dept	

Project Name/Location	Objectives	Targets	Description of Activities	Green Economy considerations	Cost (Kshs.)	Source of Funding	Time Frame	Implementing Agency	Remarks
Up grading of Garbatulla, merti power system – 250Kva of GBT and Merti	To increase access to health services	Merti and Garbatulla 217perativ	upgrading of GBT and Merti power source to phase 3	Incorporation of Hybrid power sources(solar and electricity)planting of flowers and landscapping	40M	ICG,NG & Partners	2019-2020	Health Dept	
Upgrading of Garbatulla and Merti Hospital to level 4	To increase access to specialised health services	2 hospitals	Construction ,Equipping Staffing and installations	Incoporation of Hybrid power sources(solar and electricity)	100M	ICG,NG & Partners	2018-2022	Health Dept	
Construction and equipping of Mental health unit in Gbt and Merti hospital.	To increase access to specialised health services	3	Construction and equipping of Mental health unit		50M	ICG,NG & Partners	2018-2022	Health Dept	
Food safety and quality Control Lab in Isiolo Hospital	To increase access to health services	1	Construction and equipping of food safety and quality control Lab		10M	ICG,NG & Partners	2018-2022	Health Dept	
Connection of water piping system in Garbatulla and Merti hospitals	To increase access to health services	2	Connection of water piping system in Garbatula and Merti hospitals		40M	ICG & Partners	2018-2022	Health Dept	
Construction of youth friendly centres in 3 Sub Counties	To increase access to health services	3	Construction and Equipping		15M	ICG & Partners	2018-2022	Health Dept	
Construction of Biomedical Engineering workshop in Merti and	To increase access to specialised health services		Construction and Equipping	Incoporation of Hybrid power	40M	ICG, & Partners	2018-2022	Health Dept	

Project Name/Location	Objectives	Targets	Description of Activities	Green Economy considerations	Cost (Kshs.)	Source of Funding	Time Frame	Implementing Agency	Remarks
Garbatulla hospital				sources (solar and electricity) planting of flowers and landscapping					
LEVEL 2 FACILITIES									
New Chumviere, Dispensary	To improve access to quality Health care services	500HHs	Construction and equipping of the dispensary	Installation of solar energy for power planting trees and flowers, landscaping	10M	ICG & Partners	2018-2022	Health Dept	
New lowangila Dispensary	To improve access to quality Health care services	500HHs	Construction and equipping of the dispensary	Installation of solar energy for power planting trees and flowers, landscaping	10M	ICG	2018-2022	Health Dept	
New Kiwanjani Dispensary	To improve access to quality Health care services	1000HHs	Construction and equipping of the dispensary		10M	ICG	2018-2022	Health Dept	
New Belgesh Dispensary	To improve access to quality Health care services	500HHs	Construction and equipping of the dispensary		10M	ICG	2018-2022	Health Dept	
New Dispensary at Alamach	To improve access to quality Health care services	500HHs	Construction and equipping of the dispensary		10M	ICG	2018-2022	Health Dept	
New Dispensary at Kawalash	To improve access to quality Health	500HHs	Construction and equipping of the dispensary		10M	ICG	2018-2022	Health Dept	

Project Name/Location	Objectives	Targets	Description of Activities	Green Economy considerations	Cost (Kshs.)	Source of Funding	Time Frame	Implementing Agency	Remarks
	care services								
New Kambi juu, Bulesa Dima Dispensary	To improve access to quality Health care services	500HHs	Construction and equipping of the dispensary		10M	ICG	2018-2022	Health Dept	
Kombola dispensary	To improve access to health services	500HHs	staffing and equipment	Hybrid power sources (solar and electricity) planting of flowers and landscapping	5M	ICG	2018	Health Dept	
Iresaboru, Sericho, Korbesa, Modogashe, LMD (burat) maternity ward	To Increase access to health services	800HHs	Equipping and operationalization. Including completion of renovation of the maternity ward, Water system, water storage system		10M	ICG	2018	Health Dept	
Gubatu dispensary	To Increase access to health services	500HHs	Procurement of equipment Staffing Fencing of dispensary		8M	ICG	2018-2022	Health Dept	
Sericho Lab facility	To Increase access to diagnostic services	2000HHs	Renovation of the lab required Provision of lab equipment Deployment of lab personnel		8M	ICG	2018-2022	Health Dept	
Upgrading and Equipping of Merti health center to level 4 hospital	To Increase access to 219perative services	4000HHs	Staffing, modern equipments Staffing-theatre nurses Repair of the drainage system Renovation of staff houses Up grading of the pharmacy Completion and handing over of the cholera ward constructed by the red cross		30M	ICG partners	2018-2022	Health Dept	
Lafey dispensary	To Increase access to basic health services	300HHs	Equipping and staffingl	solar energy planting flowers, landscaping	10M	ICG	2018-2022	Health Dept	
Godda dispensary	To Increase	300HHs	Completion- now at 50% ,equipment	Hybrid power	10M	ICG	2018-	Health Dept	

Project Name/Location	Objectives	Targets	Description of Activities	Green Economy considerations	Cost (Kshs.)	Source of Funding	Time Frame	Implementing Agency	Remarks
	access to basic health services		and personnel deployment	sources (solar and electricity) planting of flowers and landscapping			2022		
Bulesa dispensary	To Increase access and utilization of health services	800HHs	Renovation, equipment and Power connection Construction of maternity ward Fencing of dispensary		10M	ICG, & Partners	2018-2022	Health Dept	
Biliqo dispensary	To Increase access and utilization of health services	900HHs	Equipment, Power connection and staffing Fencing of dispensary		10M	ICG & Partners	2018-2022	Health Dept	
New dispensary at Lotiki, Sericho(Kone)	To improve access to quality Health care services	500HHS	Construction, equipping and staffing of the dispensary	Planting trees and flowers, landscaping	12M	ICG &Partner	2018-2022	Health Dept	
Completion of Ngaremara dispensary at kijito	To improve access to quality Health care services	1500HHs	Construction, equipping and staffing of the dispensary	Planting trees and flowers, landscaping	12M	ICG &Partner	2018-2022	Health Dept	
Completion and equipping of Saleti, dispensary	To improve access to quality Health care services	300HHs	Equipping of and staffing of the facility	Planting trees and flowers	8M	ICG &Partners	2018-2022	Health Dept	
Expansion of Oldonyiro dispensary maternity	To improve access to quality Health care services	2800HHs	Expansion and Equipping of and staffing of the facility	Planting trees and flowers	10M	ICG	2018-2022	Health Dept	
Expansion of Kinna dispensary maternity	To improve access to quality Health care services	3000HHs	Expansion and Equipping of and staffing of the facility	Planting trees and flowers	10M	ICG	2018-2022	Health Dept	
Bula Pesa Maternity, Ngaremara new dispensaries(Zebra,	To improve access to quality Health	1000HHs	Construction equipping and staffing	Planting trees and flowers,	10M	ICG	2018-2022	Health Dept	

Project Name/Location	Objectives	Targets	Description of Activities	Green Economy considerations	Cost (Kshs.)	Source of Funding	Time Frame	Implementing Agency	Remarks
Maendeleo, Aukot, Kiwanja, Aregae)	care services			landscaping					
New Maternity wing at Aremiet dispensary	To improve access to quality Health care services	500HHs	Construction of New maternity wing	Planting trees and flowers, landscaping	10M	ICG	2018	Health Dept	
Laboratory in Kulamawe Dispensary	To improve access to quality Health care services	900HHs	Construction and equipping of lab	Planting Flowers, landscaping,	4M	ICG	2018	Health Dept	
Laboratory in Sericho Health Centre	To improve access to quality Health care services	2000HHs	Construction of lap and equipping		4M	ICG	2018-2022	Health Dept	

Programme 3: Preventive and Promotive Health Services

On-Going Projects

Project name Location	Project Objective	Target	Description of project activities	Green Economy considerations	Cost (Kshs.)	Source of funding	Time frame	Implementing Agency
KEPI fridges for immunization to health facilities	To improve health facilities preservation of drugs and supplements	10 facilities	Procurement and delivery of KEPI fridges to health facilities	Incoporation of Hybrid power sources	10M	ICG & Partners	2018-2022	Health Dept

New project proposals

Project Name/Location	Objectives	Targets	Description of Activities	Green Economy considerations	Cost (Kshs.)	Source of Funding	Time Frame	Implementing Agency
Wash Programme	To improve the	30,000	- Construction of water and sanitation		201M	ICG,NG &	2018-	Health Dept

Project Name/Location	Objectives	Targets	Description of Activities	Green Economy considerations	Cost (Kshs.)	Source of Funding	Time Frame	Implementing Agency
in all sub counties	water sanitation and hygiene standards of Isiolo population by end of2022	HHs	facilities supply of water treatment materials - Supply of sanitary towels in schools - Construction of inclinators/ 222perati and placenta pits			Partners	2022	
Community health service strengthening	To improve access quality and affordability of health care services at level 1	Functionize 18 community units and establish 18 new community units	- Strengthening and training Community health volunteers (CHVS) community health committees (CHC)\Procument of reporting tools - Dialogue and action days meetings		**108M**	ICG,NG & Partners	2018-2022	Health Dept
County Wide Vector Control	To reduce vector borne diseases	3000 HHs	Procurement of supplies. Spaying of 3000 HHs		**30M**	ICG & Partners	2018-2022	Health Dept
Advocacy and awareness on common communicable/ non communicable diseases	To reduce communicable and non communicable diseases	all 10 wards	Marking of important health days(TB, African Malaria ,World hand wash day, world AIDS day and Cancer)		**20M**	ICG,NG & Partners	2018-2022	Health Dept
Rehabilitation of Anti Poaching Unit	To improve access to quality health care services	2500HHs	Reconstruction of the burnt facility structures, equipment and staffing	Planting trees and flowers	20M	ICG &Partner	2018-2022	Health Dept
Public toilet in Merti	To improve access to quality health care services	2000HHs	Construction of the public toilet in Merti	Planting trees and flowers, landscaping	2M	ICG	2018	Health Dept
Proper maintenance of cemeteries, funeral parlours, and crematoria.	To improve access to quality health care services	4	Construction of cremation chambers and perimeter fence		8M	ICG	2018-2022	Health Dept
Strengthening of county community health strategy	To improve Motivation for community Health	400	Training and retention of community Health volunteers		10M	ICG	2018-2022	Health Dept

Project Name/Location	Objectives	Targets	Description of Activities	Green Economy considerations	Cost (Kshs.)	Source of Funding	Time Frame	Implementing Agency
	Volunteers							
Strengthening of county referral system	To improve access to emergency services	All wards(Chari)	Purchase of ambulances and maintenance	Installation of solar energy for power planting trees and flowers, landscaping	100M	ICG	2018-2022	Health Dept
Centre of excellence for maternal and child health care at ICRH	To provide access to maternal and child health	Mothers and new born children	Construction , Capacity Building, Provision of Mother kit to all deliveries		250M	ICG &Partners	2018-2022	Health Dept
TB and lung Treatment Centre At ICGH	To reduce communicable disease burden	TB Patients screening and treatment	Construction and equipping of a new treatment centre at ICRH		80M	ICG &Partners	2018-2022	Health Dept
Health disaster preparedness and response	To improve response time and outcome of disasters	Entire county	Training of staff on disaster response activities, purchase of equipments, suivellenace	Training of health and community staff on disaster Management	100M	ICG ,NG &Partners	2018-2022	Health Dept

Annex 1.4: Lands, Physical Planning, Roads, Public Works and Urban Development Projects

Sub-sector 1: Lands and Physical Planning

Programme 1: Spatial Planning and Land survey

New Project Proposals

Project Name/ Location	Objectives	Targets	Description of Activities	Cost (Kshs.)	Source of funding	Time frame	Implementing Agency	Remarks
Local Physical development plans for 7 centres	To improve harmony in land use	7 new town plans.	To develop physical development plans for towns Update outdate development plans Create harmonious land use in the named urban centres Survey Eldera and Modogashe	150M	ICG	2018-2022	Lands Dept	Existing plans needs to be updated and reviewed.
Digital Mapping	To develop digital maps for land registration	4 zones (Merti, Garba tulla, Modogashe & Oldonyiro)	Using GIS to delineate parcels on satellite imagery. Populating GIS database with verified land occupation from the records and the ground.	15M	ICG	2018-2021	Lands Dept	
Setting up of a GIS lab	To facilitate geospatial data generation & analysis.	Ardhi House Isiolo	Setting up of a GIS lab Training of staff on GIS Collection of relevant GIS datasets from other sectors	20M	ICG	2019-2021	Lands Dept	
Programme 2: Land Information Management **New Project Proposals**								
Project Name/Location	**Objectives**	**Targets**	**Description of Activities**	**Cost (Kshs.)**	**Source of funding**	**Time frame**	**Implementing Agency**	**Remarks**
Harmonize, digitize and automate county land records	To improve land record management and access.	Automate 50% of all land processes especially development control by 2022	Carryout comprehensive Land Audit in the county Digitize all records Establish a taskforce to Carryout land ownership & occupation survey in Isiolo	15 M	GoK(ICG)	2018-2022	Lands Dept	

Project Name/ Location	Objectives	Targets	Description of Activities	Cost (Kshs.)	Source of funding	Time frame	Implementing Agency	Remarks
			town					
Construction of new lands office in Isiolo town	To improve work environment for better service delivery	Lands office at Isiolo	Clear definition of land processes & procedures Construction of adequate office spaces Purchase & installation of office equipment Recruit qualified & competent technical staff	80 M	GoK(ICG)	2018-2022	Lands Dept	-
Establishment of county land dispute resolution mechanisms	To improve land management	1 Board 2 Committees	Setting up and training of board & committee members. Training of county land board	20M	Gok (ICG)	2018-2022	- Lands Dept	

Sub-Sector 2: Roads and Infrastructure

Programme 1: Road Accessibility and Connectivity
On-going Projects

Project Name/ Location*	Objectives	Targets	Description of Activities (Key Outputs)	Green Economy considerations	Cost (Kshs.)	Source of funding	Time frame	Implementing Agency
Kiutene-Murera- Kinna – Garbatulla Road	To improve road transport access to essential services	62KM	Construction to upgrade the road to paved standard	Use of locally available materials saving on fuel -Strictly adhering to the project's EIA	4B	GoK(NG)	2018-2022	KeRRA
Gachuru – Gotu – Merti Road – Trnas	To improve road transport access to essential services	130km	Upgrading/maintenance the road to all weather road standard		50M	GoK,ICG	2018-2022	KeRRA, ICG
Garbatula – Malkadak – Road	To improve road transport access to essential services	40km	Upgrading/ maintenance road to all weather road standard		30M	GoK,ICG	2018-2022	KeRRA, ICG
Kina – Kulamawe Road	To improve road transport access to essential services	30km	Upgrading/ maintenance the road to all weather road standard		34M	GoK,ICG	2018-2022	KeRRA, ICG

Project Name/ Location*	Objectives	Targets	Description of Activities (Key Outputs)	Green Economy considerations	Cost (Kshs.)	Source of funding	Time frame	Implementing Agency
Kinna – Rapsu Road	To improve road transport access to essential services	8km	Upgrading/ maintenance the road to all weather road standard		16 M	GoK,ICG	2018-2022	KeRRA, ICG
Upgrading existing roads Sub-Programme **Proposed New Projects**								
Sericho- Lorian Swamp (C341)	To improve road transport access to essential services	20 KM	-Gravel Patching -Light grading	Use of locally available materials saving on fuel -Strictly adhering to the project's EIA -	10 M	GoK,ICG		KeRRA, ICG
Leparua – Lotik – Shamabani Alamach Road	To improve road transport access to essential services	20 KM	Heavy grading Gravel Patching Culverts and drifts		35 M	GoK,ICG		KeRRA, ICG CDF
Aremet- Lorukpo-Leparua – Budalnga Road	To make the road motor able all seasons	25 KM	Heavy grading Gravel Patching Heavy bush clearing Culverts and drifts		46 M	GoK,ICG	2018-2022	KeRRA, ICG CDF
Fororsha – Modogashe	To improve road transport access to essential services	50 KM	Heavy grading Gravel Patching Culverts and drifts		92 M	GoK,ICG	2018-2022	KeRRA, ICG CDF
Modogashe – Kuri Road	To improve road transport access to essential services	35 KM	Heavy grading Gravel Patching Culverts and drifts		64 M	GoK,ICG	2018-2022	KeRRA, ICG CDF
G/Tulla-Belgesh-Furorsa-Kumurbulla	To improve road transport access to essential services	120KM	Upgrading/ maintenance the road to all weather road standard		90M	GoK,ICG	2018-2022	KeRRA, ICG and CDF
Badana-Modogashe	To improve road transport access to essential services	50KM	Heavy grading Gravel Patching Culverts and drifts		92 M	GoK,ICG	2018-2022	KeRRA, ICG and CDF
Chumviera-Daaba road	To improve road transport access to essential	10 Km	Construction of culverts Light grading,Murraming		20 M	GoK,ICG	2018-2022	KeRRA, ICG and

Project Name/ Location*	Objectives	Targets	Description of Activities (Key Outputs)	Green Economy considerations	Cost (Kshs.)	Source of funding	Time frame	Implementing Agency
	services							CDF
Chumviyale – Akunoit Road	To ease accessibility to towns and markets.	13 KM	Light grading Gravel Patching		24M	GoK,ICG	2018-2022	KeRRA,ICG and CDF
Gubadidha road network	To make the road motor able all seasons	20 KM	Light grading Gravel Patching Culverts and drifts		40 M	GoK,ICG	2018-2022	KeRRA,ICG and CDF
Campsite roads along Bisan Athi	To make the road motor able all seasons	10 KM	Bush clearing and road grading		18 M	GoK,ICG	2018-2022	KeRRA,ICG and CDF
Daaba-Complex Road	To ease accessibility to towns and markets.	22 KM	Heavy Grading Gravel patching		40M	GoK,ICG	2018-	KeRRA,ICG and
Leguruma-Kipsing Road.	To ease accessibility to towns and markets.	38 KM	Bush Clearing Heavy Grading Gravelling		68 M	GoK,ICG	2018-2022	KeRRA, ICG
Oldonyiro-Nkorika-Nantudu-Tuale Road	To ease accessibility to towns and markets.	50KM	Bush Clearing Heavy Grading Gravelling		50M	GoK,ICG	2018-2022	KeRRA, ICG
Oldonyiro-Loruko Road	To make the road motor able in all seasons	50KM	Bush Clearing Heavy Grading Gravelling		40M	GoK,ICG	2018-2022	KeRRA, ICG
Projects under Road Maintenance Sub-Program								
C 346(Gachuru-Gotu)	Provide access	7 Km	-Installation of 4 Culverts -Heavy Grading -Gravel Patching	Use of locally available materials saving on fuel -Strictly adhering to the project's EIA	3.8 M	GoK,ICG	2018-2022	KeRRA, County Government
Longopito-DB Laikipia (C342)	To make the road motor able in all seasons.	2 Km	-Gravel Patching		2.4 M	GoK,ICG	2018-2022	KeRRA, ICG
Lossesia-Gotu (C340)	To make the road motor able in all seasons.	13 Km	-Gravel Patching -Heavy grading -Dozer		4.5 M	GoK,ICG	2018-2022	KeRRA, ICG
Garbatulla Danyiri (C294)	To make the road motor able in all seasons.	13 Km	-Installation of 4 Culverts -Heavy Grading -Gravel Patching -Heavy Bush Clearing		5.3 M	GoK,ICG	2018-2022	KeRRA, ICG

Project Name/ Location*	Objectives	Targets	Description of Activities (Key Outputs)	Green Economy considerations	Cost (Kshs.)	Source of funding	Time frame	Implementing Agency
Murera- Kinna – Garbatulla Road	To make the road motor able in all seasons.	62KM	Heavy grading Gravel Patching Culverts and drifts		26 M	GoK,ICG	2018-2022	KeRRA, ICG
Gachuru – Gotu – Merti Road	To make the road motor able in all seasons.	130km	Heavy grading Gravel Patching Culverts and drifts		55 M	GoK,ICG	2018-2022	KeRRA, ICG
Garbatula – Malkadak Road	To make the road motor able in all seasons.	40km	Heavy grading Gravel Patching Culverts and drifts		17 M	GoK,ICG	2018-2022	KeRRA, ICG
Kina – Kulamawe Road	To make the road motor able in all seasons.	30km	Heavy grading Gravel Patching Culverts and drifts		13 M	GoK,ICG	2018-2022	KeRRA, ICG
Kinna – Rapsu Road	To make the road motor able in all seasons.	8km	Light grading Gravel Patching		16M	GoK,ICG	2018-2022	KeRRA, ICG
A2 Attan-Loruke (DB Samburu)	To make the road motor able in all seasons.	7Km	-Gravel patching -Light grading		2.3 M	GoK,ICG	2018-2022	KeRRA, ICG
Mlango-Longopito (C344)	To make the road motor able in all seasons.	7 Km	-Gravel Patching -Light Grading 3 3-Lines Culverts		3.6 M	GoK,ICG	2018-2022	KeRRA, ICG
Kombola-Iresaboru (C341)	To make the road motor able in all seasons.	30 Km	-Installation of 4 culverts -Gravel Patching		4.7 M	GoK,ICG	2018-2022	KeRRA, ICG
Garbatulla-Benane-Danyir (C294)	To make the road motor able in all seasons.	1 Km	-Gravel Patching -Drift -BRC A142		2.7 M	GoK,ICG	2018-2022	KeRRA, ICG
Gafarsa-Kombola (C341)	To ease accessibility to towns and markets.	7 Km	-Gravel patching -Light grading		3.1 M	GoK,ICG	2018-2022	KeRRA, ICG
Garba Tulla-South Danyir (C294)	To ease accessibility to towns and markets.	7 Km	-Heavy grading -Gravel Patching -Drift -BRC A142		4.4 M	GoK,ICG	2018-2022	KeRRA, ICG
Kom – Biliqo Road	To ease accessibility to	65 km	Light grading Drifts		107 M	GoK,ICG	2018-2022	KeRRA, ICG CDF

Project Name/ Location*	Objectives	Targets	Description of Activities (Key Outputs)	Green Economy considerations	Cost (Kshs.)	Source of funding	Time frame	Implementing Agency
	towns and markets.		Culverts Light Bush clearing					
Oldonyiro – Ndunguzangu – Waso Road Parkuruk- Loturo-Ndunguzangu Raap- Loturo road	To ease accessibility to towns and markets.	14km 10km 10km	Light grading Drifts Culverts Heavy Bush clearing		23.1M	GoK,ICG	2018-2022	KeRRA, ICG CDF
Merti – Barsa Road	To improve accessibility to markets.	50 km	Bush clearing Heavy grading Gravel Patching		85 M	GoK,ICG	2018-2022	KeRRA, ICG CDF
Eldera – Belgesh	To improve accessibility to markets.	25 Km	Heavy grading Light bush clearing Culverts, Drifts Gravel patching		40.625 M	GoK,ICG	2018-2022	KeRRA, ICG CDF
Kone – Sericho	To improve accessibility to markets.	30 Km	Heavy grading Gravel Patching Culverts and drifts		48.75 M	GoK,ICG	2018-2022	KeRRA, ICG CDF
Ngare Mara – Daaba Road	To improve accessibility to markets.	11 km	Heavy grading Gravel patching Drifts		20.4 M	GoK,ICG	2018-2022	KeRRA, ICG
Kambi Shiekh- Mailitano road	To improve accessibility to markets.	10 KM	Heavy Grading Gravel Patching		15 M	GoK,ICG	2018-2022	KeRRA, ICG CDF
Olabulle – Kambi Garba/Nomad road	To improve accessibility to markets.	4 Km	Light grading Gravel 0patching		6 M	GoK,ICG	2018-2022	KeRRA, ICG CDF
Ela, Nitrim, Kakili – Kamba Juu road	To improve accessibility to markets.	8 km	Light grading Gravel		3.3 M	GoK,ICG	2018-2022	KeRRA, ICG CDF
Ngaresirgon –Shambani road	To improve accessibility to markets.	7 Km	Heavy Grading Gravel patching		3 M	GoK,ICG	2018-2022	KeRRA, ICG CDF
Gafarsa-Eldera via Belgesh	To improve accessibility	15 Km	Heavy grading Gravel patching		27.6 M	GoK,ICG	2018-2022	KeRRA, ICG CDF

Project Name/ Location*	Objectives	Targets	Description of Activities (Key Outputs)	Green Economy considerations	Cost (Kshs.)	Source of funding	Time frame	Implementing Agency
	to markets.		Culverts and drifts					
Duse-Boji,	To improve accessibility to markets.	20 km	Heavy grading Light bush clearing		32.35 M	GoK,ICG	2018-2022	KeRRA, ICG CDF
G/Tulla-Tanna,	To improve accessibility to markets.	18 Km	Heavy grading Gravel patching		29.44 M	GoK,ICG	2018-2022	KeRRA, ICG
A2-Pemudo-Methodist church-Waso Primary-Kambi ya Juu	To make the road motor able all seasons.	2 Km	Light grading Gabions/Culverts Gravel Patching		3.15 M	GoK,ICG	2018-2022	KeRRA, ICG
Police Station to 78 Battallion Road Through TulloRoba	To make the road motor able all seasons.	2 Km	Light grading Gravel Patching		3.25 M	GoK,ICG	2018-2022	KeRRA, ICG
Roads in Manyatta Asharaf	To make the road motor able all seasons.	3 km	Grading and gravel patching		3.25 M	GoK,ICG	2018-2022	KeRRA, ICG
Roads in Ola Nagele	To make the road motor able all seasons.	3 Km	Heavy grading Gravel patching		4.875 M	GoK,ICG	2018-2022	KeRRA, ICG
EAPC – Airport- Bishop-Mwangaza(Jesus Winners) Road	To make the road motor able all seasons.	3 Km	Heavy grading Gabions Gravel patching		4.875 M	GoK,ICG	2018-2022	KeRRA, ICG
Wabera Kariokor Road-Bomen Hotel road	To make the road motor able all seasons.	0.3	Light grading Gravel Patching		0.475 M	GoK,ICG	2018-2022	KeRRA, ICG
Airport-Kariokor Wabera road	Improve Access	0.7 Km	Light grading Light bush clearing		1.2 M	GoK,ICG	2018-2022	KeRRA, ICG
A2-Mwangaza Primary-Airport road	To make the road motorable during all seasons	1 Km	Heavy grading Dozer Gravel patching		2.5 M	GoK,ICG	2018-2022	KeRRA, ICG
Rapsu-Escot road	To make the road motorable during all seasons	38 km	Heavy Bush Clearing, Heavy grading Gravel patching		70 M	GoK,ICG	2018-2022	KeRRA, ICG

Project Name/ Location*	Objectives	Targets	Description of Activities (Key Outputs)	Green Economy considerations	Cost (Kshs.)	Source of funding	Time frame	Implementing Agency
Ngaremara-Kisile Road	To make the road motorable during all seasons	15 Km	Heavy grading, Gravel patching		24.4 M	GoK,ICG	2018-2022	KeRRA, ICG
Tractor-Kisile road	To make the road motorable during all seasons	14 Km	Light grading Gravel patching		23.9 M	GoK,ICG	2018-2022	KeRRA, ICG
A2-Catholic Mission-chiefs office road	To ease accessibility to towns and markets.	17 Km	Heavy Grading Gravel Patching		27.65 M	GoK,ICG	2018-2022	KeRRA, ICG
Kisile-akunoit road	To ease accessibility to towns and markets.	13 km	Heavy grading Gravel patching		21.13 M	GoK,ICG	2018-2022	KeRRA, ICG
Isiolo-Merti Road	To ease accessibility to towns and markets.	100 Km	Light grading Gravel patching Culverts		165 M	GoK,ICG	2018-2022	KeRRA, ICG
Feeder roads in Merti town center	To ease accessibility to towns and markets.	8 KM	Light grading Gravelling		20 M.	GoK,ICG	2018-2022	KeRRA, ICG
Projects under Construction of new Roads to paved standards Sub-Programme **Proposed New Projects**							2018-2022	
(LMD C342) E1874	To improve accessibility within isiolo municipality	2 Km	Cabro Paving	Strictly adhering to the project's EIA	3.2 M	ICG	2017-2018	KeRRA, ICG
Kiotine-Kinna-Garbatulla-B9	To improve accessibility	20 Km	Tarmacking 4 3-line culverts		50M	ICG	2018-2022	KeRRA, ICG
Uhuru Primary Link	To improve urban Accessibility & connectivity seasons.	1.1 Km	Upgrade to bitumen standard		44 M	ICG	2018-2022	KURRA
Water Junction-Wabera Primary road	To make the road motorable during all seasons	0.6	Light grading Gravel patching		0.95 M	GoK,ICG	2018-2022	KURRA
Grave Yard- D1212	To improve urban accessibility & connectivity	1.2 Km	Upgrade to bitumen standard		48 M	NG	2018-2022	KURRA
Isiolo CBD roads	To improve urban accessibility & connectivity	1.7 KM	Upgrade to paved standard		61.2 M	GoK	2018-2022	KURRA

Project Name/ Location*	Objectives	Targets	Description of Activities (Key Outputs)	Green Economy considerations	Cost (Kshs.)	Source of funding	Time frame	Implementing Agency
Bomen Hotel-Water Company	To improve urban accessibility & connectivity	0.8Km	Upgrade to paved standard		28.8 M	GoK	2018-2022	KURRA
Isiolo Law Court- Kenya red cross	To improve urban accessibility & connectivity	1.6 Km	Upgrade to paved standard		57.6 M	GoK	2018-2022	KURRA
Police Station - County Commissioner Residence	To improve urban accessibility & connectivity	0.8Km	Upgrade to bitumen standard		28.8 M	GoK ,ICG	2018-2022	KURRA
Kiwanjani- WFP- Tuluroba Junction	To improve urban accessibility & connectivity	0.91 Km	Upgrade to bitumen standard		32.8 M	GoK	2018-2022	KURRA
D1212-Water company	To improve urban accessibility & connectivity	0.4Km	Upgrade to paved standard		14.4 M	GoK	2018-2022	KURRA
A7- Water Company	To improve urban accessibility & connectivity	0.6 Km	Upgrade to bitumen standard		2.5 M	GoK	2018-2022	KURRA
A2-Isiolo Airport-Kianjai-Maua road-A2	To improve urban accessibility & connectivity	5 Km	Upgrade to bitumen standard		200 M	GoK	2018-2022	KURRA
A2- Litle Angels Sch-D1212-Water & Sew- Pol-A2	To improve urban accessibility & connectivity	1.7 Km	Upgrade to paved standard		61.2 M	GoK,ICG	2018-2022	KURRA
A2- Slaughter House	To improve urban accessibility & connectivity	19.2 Km	Upgrade to bitumen standard		768 M	GoK	2018-2022	KURRA
Tullu Roba-B9	To improve urban accessibility & connectivity	2.6 Km	Upgrade to paved standard		93.6 M	GoK,ICG	2018-2022	KURRA
Isiolo post office-WFP	To improve urban accessibility & connectivity	1.23Km	Upgrade to paved standards		44.3 M	GoK,ICG	2018-2022	KURRA
Isiolo Water-Kiwanjani	To improve urban accessibility &	0.8 Km	Upgrade to paved standard		28.8 M	GoK,ICG	2018-2022	KURRA

Project Name/ Location*	Objectives	Targets	Description of Activities (Key Outputs)	Green Economy considerations	Cost (Kshs.)	Source of funding	Time frame	Implementing Agency
	connectivity							
Projects under Construction of Bridges, Culverts & Drifts Sub Programme **Proposed New Projects**								
Construction of Gotu bridge	To improve accessibility	120 m	Construction of bridge – On going	Use of locally available materials saving on fuel -Strictly adhering to the project's EIA	356M	GoK	2018-2022	KeRRA, ICG
Construction of Fakir bridge –Bula Pesa	To improve connection and access	6 m	Construction of bridge		16M	GoK,ICG	2018-2022	KeRRA, ICG KURA
Construction of Kambi ya juu bridge	To improve accessibility	6 m	Construction of bridge		16M	GoK,ICG	2018-2022	KeRRA, ICG KURA
Construction of Soko Mjinga Box Culvert	To make the road motor able in all seasons.	8 m	Construction of brigde		5 M	GoK ,ICG	2018-2022	KeRRA, ICG
Construction of Ntirimu bridge	To make the road motor able in all seasons.	8 m	Construction of bridge		18M	GoK,ICG	2018-2022	KeRRA, ICG
Construction of drift (Bulesa-Merti C340)	To make the road motor able in all seasons.	1 Drift	-Drift -BRC A142		3.5 M	GoK,ICG	2017-2018	KeRRA, ICG
Kilimani – Burat drift, 2 Box culvert	To make the road motor able in all seasons.	2 Box culvert constructed	Upgrading the road to all weather road standard		20 M	GoK,ICG	2018-2022	KeRRA, ICG
Kilimani – KWS Camp bridge.	To make the road motor able in all seasons	8 m	Bridge construction		18 M	GoK,ICG	2018-2022	KeRRA, ICG CDF
Masha Bora – Shambani 3 Line culvert	To make the road motor able in all seasons	3 line culvert	Upgrading the road to all weather road standard		0.5 M	GoK,ICG	2018-2022	KeRRA, ICG CDF
Kiwanjani-Ariemet Brige	To make all the bridges passable in all seasons	30 m	Construction of bridges		60 M	GoK,ICG	2018-2022	KeRRA, ICG CDF
Rehabilitation of Loseketet Bridge	To improve access and open up new areas	1 bridge	Construction of bridges		5 M	GoK,ICG	2018-2022	KeRRA, ICG
Construction of drifts	To improve access and open up new areas	4 drifts(including Longopito, Lagaaman)	Construction of drifts		5 M	GoK,ICG	2018-2022	KeRRA, ICG
Kumbi Qalo Bridge	To make all the bridges passable in all seasons	1 bridge	Construction of a bridge		254 M	GoK,ICG	2018-2022	KeRRA, ICG
Ngarendare Bridge	Oldonyiro ward	1 bridge	construction of bridge		350 M	GoK,ICG	2018-2022	KeRRA, ICG

General Administration, Planning and Support Services. New Project Proposal							
Project Name/ Location*	**Objectives**	**Targets**	**Description of Activities (Key Outputs)**	**Cost (Kshs.)**	**Source of funding**	**Time frame**	**Implementing Agency**
Sector technical capacity enhancement and training	ToIncrease technical capacity of the department	2018 Road Engineers 1 roads inspector 1 Director of roads 1 Secretary 2 support staff	Recruitment of technical & other staff	8 M	GoK ICG	2018-2019	County lands, roads and public works
Purchase & installation of office equipment	To improve automation & efficiency in service delivery	Various: computers, Printers, scanner, planning/drawing table, cabinets, copiers Furniture	Undertake Procurement process	10 M	GoK, ICG	2018-2020	County lands, roads and public works
Purchase of plants & machinery	To Improve capacity to carry out road and other civil works	Motor graders, Dozer, Excavator, Shovels, Rollers, drills Tippers	Undertake Procurement process	200M	GoK, ICG	2018-2020	County lands, roads and public works
Road project inspections and evaluation	To improve the quality of road works done in Isiolo	-Check Bush clearing and grading works meant the standard of the respective road design -Check the layering in tarmac roads mets the levels set in road design. -Check general quality of the road designed and constructed	Formulation of economical work plans for road projects Continiued site visits t road projects	30M	GoK, ICG	2018-2020	County lands, roads and public works

SUB SECTOR 3: PUBLIC WORKS AND URBAN DEVELOPMENT

Programme :Public Works Improvement New Project proposal								
Project Name/ Location*	**Objectives**	**Targets**	**Description of Activities (Key Outputs)**	**Green Economy considerations**	**Cost (Kshs.)**	**Source of funding**	**Timeframe**	**Implementing Agency**
Street lighting in Isiolo Municipal	To improve night business and security	10km	Installation of street lights and electrical works		135 M	GoK ICG	2018-2022	County Public Works
High mast flood lighting/ Isiolo Town modogashe, Irressa boru & Sericho	To reduce night insecurity and improve night trade	25 masts	Installation of high masts and electrical works		50M	GoK ICG	2018-2022	County Public Works

Construction of storm water drainage systems	To reduce flooding impacts by storm water	5km	Feasibility study, construction works		200M	GoK ICG	2018-2022	County Public Works
Construction of a full-service county petrol station and machinery repair unit.	Reduce costs of construction and better service delivery	2 units		Reduced transport and mechanical costs	60 M	Gok, ICG	2018-2022	County lands, roads and public works

Programme: Urban Development and Housing
Sub-Programme: Urban Area development &Management
New Project Proposals

Project Name/Location	Objectives	Targets	Description of Activities	Cost (Kshs.)	Source of funding	Time frame	Implementing Agency	Remarks
Municipality management services	To improve management of Isiolo municipality	1 Board	- Drafting of Isiolo Municipality Charter - Declaration of Isiolo Municipality through the charter - Appointment of board members - Setting up offices - Urban investment plan	29M	ICG & Development Partners	2018-2019	Urban Development, Kenya Urban Support Programme	Requirement of Urban Areas and Cities Act
Urban management services	To improve management of county towns	Merti, Garba Tulla, Kinna	- Establishment of town management committees - Drafting of town charter - Declaration through the charter - Develop institutional development strategy - Appointment of committee members - Streat naming and road signage	40 M	ICG Development Partners	2018-2021	Urban Development, Kenya Urban Support Programme	Requirement of Urban Areas and Cities Act
Provision of garbage disposal systems	Garbage collection in Isiolo town	Isiolo town	- Procurement of garbage collection vehicle units - Hiring of staff - Develop suitable collection points and effective routes - Increase disposal points - Construction of recycle plants	100M	ICG Development Partners	2018-2020	Urban Development Department,Kenya Urban Support Programme	
Urban Planning	Formulate plans to	Isiolo town	- Develop	15 M		2018-	Urban	

	guide management of urban spaces		• Urban Intergrated Development Plan • Town Spatial Plans • Development Control			2022	Development Department	
Sub-Programme: Physical and social Infrastructure management and development								
Provision of car parks	Provision of parking services	Isiolo town	- Cabro paving in identified car park spaces	25 m		2018-2020		
Provision of Fire fighting services	To help mitigate damages caused by fire in the urban area.	Isiolo town	- Construction of a fire station building - Hiring of staff - Procurement of fire fighting engines	200m	ICG Development Patners	2018-2020	Urban Development Department	
Landscaping of urban area	Beautification of Isiolo town	Isiolo town	- Planting flowers and plants -	50m	ICG Development Partners	2018-2020	Urban Development department	
Recreational spots	Provision of social ammenities	Isiolo County	- Setting aside of land - Construction of the recreational park	100m	ICG Development Partners	2018-2022	Urban Development Department	
Sub-Programme Housing development and Management **New Project Proposals**								
Construction& Maintenance of housing units	To provide low cost quality housing	- Isiolo Municipal Slums	- Construction of low costs housing units - Maintenance of government houses and offices	250 M	N HC,Development Patners & ICG	2018-2022	NHC , county Public Works and housing (Kenya Slum Upgrading Programme)	Kenya Slum Upgrading Programme
Isiolo municipal social amenity development	To improve the urban dwellers access to better social amenities	- Isiolo municipal slums	- Construction of parks, social halls - Installing clean piped water to households - Installation of sewage systems	50M	N HC, Development Patners & ICG)	2018-2022	NHC, county Public Works and housing(Kenya Slum Upgrading Programme)	Kenya Slum Upgrading Programme

Annex 1.5: Tourism, Wildlife, Trade, Cooperative and Enterprise and Industrialization Development Projects

Sub-sector Name: Tourism

Programme Name: Tourism Development and Promotion

On-going projects

Project Name/ Location*	Objectives	Targets	Description of Activities	Green Economy considerations	Cost (Kshs.)	Source of funding	Time frame	Implementing Agency
Conservancy development at Merti, Sericho, Chari	To preserve the conservancy	3	Formation		10M	ICG & NRT	2017-19	Tourism Dept
Park Roads maintenance	To improve park roads to motor able conditions during rainy period		Murraming , gravelling and drainage systems		20M	ICG	2017-2022	Tourism Dept

New Project Proposals

Project Name/Location	Objectives	Targets	Description of Activities	Cost (Kshs.)	Source of funding	Time Frame	Implementing Agency	Remarks
Develop a harmonized tourism and wildlife policy	To develop a harmonized tourism and wildlife policy with other tourism stakeholders	1	Enactment of tourism policy, stakeholders forum, benchmarking	7m	ICG and partners	2018-2020	Tourism Dept	To create an enabling environment for tourism and wildlife promotion and development
Review management plan for national reserves	To domesticate the SICA management plan	2)	Review management plan for national reserves by SICA, stakeholders meetings for national reserves(Buffalo and Shaba	5M	ICG and partners	2018	Tourism Dept	Improve management of National Reserves
Baseline survey on assets, equipment, human resource and investments determined.	To collect information on assets, equipment, human resource at the national reserves	1	Conduct survey of assets, equipment, human resource at the national reserves	5M	ICG and partners	2018	Tourism Dept	Information recording and documentation
Tourism legal framework development	To develop tourism and Wildlife law, rules, regulation and procedures	1	Development and review of tourism and Wildlife law, rules, regulation and procedures	15M	ICG and partners	2018-2020	Tourism Dept	Tourism legal framework

Project Name/Location	Objectives	Targets	Description of Activities	Cost (Kshs.)	Source of funding	Time Frame	Implementing Agency	Remarks
Development and promotion of niche tourism product and services	To diversify and market tourism products and services	1	Packaging, branding, marketing of tourism products and services locally and internationally	230 M	ICG and partners	2018-2022	Tourism Dept	Marketing tourism products and services
Revitalised tourist circuits	To improve the road network in the national neserves	100%	Maintenance and upgrading of roads,	300M	ICG and partners		Tourism Dept	Access to National Reserves
Housing and sanitation for rangers at chaffa gate and Kora Camp	To improve the accommodation facilities for the rangers	22 units	Construction of new game rangers houses at chaffa gate and Kora Camp, water, sanitation and power	50M	ICG and partners		Tourism Dept	Dept of Tourism
Renovation of security staff houses at complex, Naturbi gates	To improve security for national reserves, motivate staff	15	Renovation of security staff houses, sanitation, water, power	30M	ICG and partners	2018-2019	Tourism Dept	Dept of Tourism
Renovation and branding of offices at complex	To improve the accommodation facilities for the rangers	4	Renovation of offices at complex	10M	ICG and partners	2018	Tourism Dept	
Improvement of roads and airstrip networks in the national reserves (Shaba)	To improve roads and airstrip networks in the national reserves	4 airstrips ,20kms of new roads	Renovation of airstrips and sanitation, opening up of new roads at the national reserves	70M	ICG and partners	2018-2021	Tourism Dept	
Camp sites development 2 at isiolo river, 1 at spring A, 6 at champain range, 1 at chokaa, 5 at shaba(kanchora funan ,car ep dawn, rubinat, Kichwa tembo, kanchora goda)	To improve tourism attractions	15 sites	Development of camp sites, 2 at isiolo river, 1 at spring A, 6 at Champain range, 1 at chokaa, 5 at shaba(kanchora funan ,car ep dawn, rubinat, Kichwa tembo, kanchora goda)	5M	ICG and partners	2018-2021	Tourism Dept	To attract tourists
Picnic sites development at Shaba (2), buffalo springs (3), Simba, Ashnil, Serena	To attract more tourists	8 sites	Development of picnic sites at shaba(2), buffalo springs (3), Simba, Ashnil, Serena	10M	ICG and partners	2018-2021	Tourism Dept	Tourist attraction

Project Name/Location	Objectives	Targets	Description of Activities	Cost (Kshs.)	Source of funding	Time Frame	Implementing Agency	Remarks
Face lifting of park entry gates Ngaremara and Chokaa gates, new gates at Natorbi, Complex, Airstrip, Chaffa and Shaba	To attract more tourists	7	Rebranding of Ngaremara and Chokaa gates, new gates at Natorbi, Complex, Airstrip, Chaffa and Shaba with parking, rest rooms, sanitation, security screening, offices water and electricity	50M	ICG and partners	2018-2020	Tourism Dept	
Private sector investment encouragement in tourism	To Increase private sector investment in tourism		Marketing, stakeholders forum	8M	ICG &NRT	2018-2022	Tourism Dept	investors
Disaster management in the national reserves	To Enhance resilience on Disaster risks on tourism within the county,		Building of gabions, electric fence, provide grazing land during draught	250M	ICG &NRT	2018-2022	Tourism Dept	Risk management
Community social responsibility	To mproved Flow of revenue from eco lodges for community conservancies		Building of school, feeding programmes, medical facilities to community near the national reserves	100M	ICG &NRT	2019-2021	Tourism Dept	CSR
Establishment of cultural centre for the 4 unit conservancies	To improve cultural conservation	4	Establish cultural centres that will include traditional manyattas, traditional ornaments, items and dances	20M	ICG & Partners	2019-2020	Tourism Dept	Enriching culture
Park transport management support	To Enhance staff mobility	6	Purchase of office vehicle,2 landcruizers,3 buses, water boozer	60M	ICG & Partners	2018-2020	Trade, weights and measures departments	Ease staff mobility

Programme: wildlife and ecological management

New Project Proposals

Project Name/Location	Objectives	Targets	Description of Activities	Cost (Kshs.)	Source of funding	Time frame	Implementing Agency	Remarks
Biodiversity survey for plants and animals at National Reserves(Shaba, Buffalo Springs,)	To identify ecology on vegetation and wildlife available in the National Reserves	1	Conduct a biodiversity survey on plants and animals at the National Reserves	100M	ICG & NG	2018-2019	Tourism Dept	Information on available tourism resources

Project Name/Location	Objectives	Targets	Description of Activities	Cost (Kshs.)	Source of funding	Time frame	Implementing Agency	Remarks
Establishment of human-wildlife conflict solution centre in the county	To reduce human-wildlife conflict	1	Conduct survey on human-wildlife conflict, formation of a human-wildlife solution committee, customer care desk, personnel, office space	100M	ICG & NG	2018-2019	Tourism Dept	
Conserve and monitor threatened species	To increase population of endangered species		Security surveillance in the national reserves, awareness campaigns on communities on importance of conserving wildlife and vegetation, protection of natural resources e.g. rivers, springs	100M	ICG & NG	2018-2022	Tourism Dept	

Programme: Community Conservancy
New Project Proposals

Project Name/Location	Objectives	Targets	Description of Activities	Cost (Kshs.)	Source of funding	Time frame	Implementing Agency	Remarks
Community conservancy development and management at Cherab Ward namely along Lakole, Duma, Dogogicha Yamicha and Alango with 2 units	To improve natural and wildlife resources protection, security and community involvement	5	Training and public awareness with community, developing community conservancies Cherab Ward namely along Lakole, Duma, Dogogicha Yamicha and Alango with 2 units	300M	ICG	2018-2022	Tourism Dept	Community involvement
New conservancies in Sericho, Garbatulla and Kina	To enhance community participation in tourism trade		Explore and demarcate extent of boundaries as well as all that is required to manage the conservancies profitably	30M	ICG&Partners	2018-2022	Tourism Dept	Community involvement and participation
Support to county wildlife conservation and compensation committee	Reduce the impact of animals encroachment to human settlements and farms		Visits to areas with human wildlife conflicts and initiate compensation	10M	ICG&Partners	2018-2022	Tourism Dept	Community involvement
Public education on wildlife conservation management 2013	To enhance harmonious co-existence between humans and wild animals		Conduct public meetings and training for communities living close to animals reserves	10M	ICG&Partners	2018-2022	Tourism Dept	Community

Programme: National Game Reserve Development and Management

New Project Proposals

Project Name/Location	Objectives	Targets	Description of Activities	Cost (Kshs.)	Source of funding	Time frame	Implementing Agency	Remarks
Improvement of national reserves management	To increase collected revenue from parks	1	Monitoring of collected revenue, delivery of services to tourists	200M	ICG&Partners	2018-2020	Tourism Dept	
Installation of radio communication network in the national reserves in the county	To improve communication and security in the parks	1	Installation and operation of communication network, train users	10M	ICG&Partners	2018	Tourism Dept	
Uniform and equipping of rangers serving at the county (national) reserves	To motivate and improve working conditions	70	Procurements of rangers uniform and equipment including sleeping bags and nets, full uniform, binoculars, webbing, Water bottle, whistles, 44 bags, ground sheets, tents.	31M	ICG	2018-2022	Tourism Dept	Motivated staff
Operalization of Bisan adhi national reserve	To expand tourism activities in the county	1	Developed management plan,human resource,marketing,infrastructure development (roads, airstrips, communication network), Stakeholders and community forums	440M	ICG&Partners	2018-2022	Tourism Dept	

Sub-sector Name: Trade Cooperatives and Enterprise Development
Programme Name: Trade Development and Promotion
New Project Proposals

Project Name/Location	Objectives	Targets	Description of Activities	Cost (Kshs.)	Source of funding	Time frame	Implementing Agency	Remarks
Isiolo County Investors Conference	To attract investors, market the county products, knowledge sharing and networking	2 in five years	Exhibitions, talks, ,media advertisement ,marketing, trade fair, brochures	100M	ICG	2018,2021	Trade & Enterprise Dev. Dept	Exposing the county to the outside world
Framework for integration of county trade database	To develop a trade database and documentation	2 in five years	Putting up and equipping an office, personnel, upgrading ,manual collection and documentation of trade data	4M	ICG	2018-2020	Trade & Enterprise Dev. Dept	Avail trade information
Trade fair	Promotion of trade products	2 per annum	Exhibitions at the grassroots	10M	ICG	2018-2022	Trade & Enterprise Dev. Dept	Trade development

Project Name/Location	Objectives	Targets	Description of Activities	Cost (Kshs.)	Source of funding	Time frame	Implementing Agency	Remarks
Ease of doing business survey in the County (all Wards)	Promote local communities to do business	1	Conducting survey of locally available resources for trade, manpower available, access of trademarks and business names, skills and knowledge on business management, business environment	3M	ICG	2019	Trade & Enterprise Dev. Dept	Create awareness
Profiling of business producer groups and market linking across the county	To link the producer groups to both local and external markets	20	Profiling of products for export, trainings to producer groups, value addition, exhibitions and shows, linkage to markets, value addition partners, financials and Export Promotion Council	50M	ICG	2018-2022	Trade & Enterprise Dev. Dept	Export market promotion
Entrepreneur management training to MSME operators in the county	Training MSME operators	3000 operators	Needs assessment study, trainings and capacity building for traders, linkages to financial institutions, markets and other legal institutions e.g. KEBS,KIBT	10M	ICG	2018-2022	Trade & Enterprise Dev. Dept	Capacity building
Procurement of weights and measure standards for office use	To enhance accuracy and consumer protection	Assorted standards	Procurement of the weights and measures standards	10M	ICG	2019-2022	Trade, weights and measured Dept	consumers protection
Compliance in weighing and measuring in schools in the county	To ensure weighing and measuring instruments in schools are accurate	All public primary schools in the county	Procuring and verifying weighing and measuring equipment's in schools	8M	ICG	2018-2022	Trade, weights and measures Dept	To ensure right quantities of food are supplied in schools
Construction of weighbridge	Enhance accuracy of axle loading by lorries	1	Benchmarking, tendering, Construction of weighbridge, develop policy on sand harvesting,	15M	ICG	2019-2021	Trade, weights and measures Dept	Consumer protection
Awareness campaigns and trainings across the county	To educate the public on consumer rights and protection	2,500 users of weighing and measuring instruments	Trainings and seminars for traders and general public	25M	ICG	2018-2022	Trade, weights and measures Dept	Consumer protection

Project Name/Location	Objectives	Targets	Description of Activities	Cost (Kshs.)	Source of funding	Time frame	Implementing Agency	Remarks
Cooperative transport management support	Enhance staff mobility	2	Purchase of office vehicle, insurance, maintenance	30M	ICG	2019	Trade, weights and measures dept	Ease staff mobility

Programme Name: Cooperative Development

On-going projects

Project Name/ Location*	Objectives	Targets	Description of Activities (Key Outputs)	Green Economy consideration	Cost (Kshs.)	Source of funding	Time Frame	Implementing Agency
Governance and Accountability of Co-operative Societies in the county	Improved management of Cooperatives	1	Training of society members, registration of SACCO's, auditing books of accounts for SACCO'S		28.5m	County Government	2018-2022	County Government

New Project Proposals

Project Name/Location	Objectives	Targets	Description of Activities	Cost (Kshs.)	Source of funding	Time frame	Implementing Agency	Remarks
Development of county co-operative Act	To regulate co-operative movements in the county	1	To develop and review county cooperative policies and legislation	4M	ICG	2018-2021	Cooperative Dept	compliance
Develop Co-operative Management Information System (CMIS) at county headquarters	To comply with prudent co-operative governance	1	Developing CMIS,SACCO Societies software, personnel, computers, server, furniture, office space	3M	ICG	2019-2022	Cooperative Dept	compliance
Purchase of vehicle	Enhance staff mobility	1	Purchase of office vehicle, insurance, maintenance	20M	ICG	2018	Cooperative Dept	Ease of mobility of staff

Programme Name: Industrial Development and Investments

New Project Proposals

Project Name/Location	Objectives	Targets	Description of Activities	Cost (Kshs.)	Source of funding	Time frame	Implementing Agency	Remarks

Project Name/Location	Objectives	Targets	Description of Activities	Cost (Kshs.)	Source of funding	Time frame	Implementing Agency	Remarks
Capacity building for industrial development across the County	improved skills and knowledge in industrial development		Bench marking, exchange visits, conducting survey, identifying and nurturing industries	55.5M	ICG	2018-2022	Industrialization and enterprise Dept	Industrial development in the county
Establish industrial park	To promote industrial development	1	Construction of industrial park, personnel, water, electricity	10M	ICG &Partners	2018-2022	Industrialization and enterprise Dept	Develop skills
Operationalizing & equipping of sub-county industrial development centre at Isiolo town, and Modogashe	Devolve industrial development to counties	2	Construction and equipping of industrial centre at Isiolo town and Modogashe, personnel ,water ,power, sanitation	5M	ICG &Partners	2018-2020	Industrialization and enterprise Dept	The project to be implemented in phases and community involvement
Construction and equipping of sub-county industrial development centre in Merti Sub-County	To Provide skills, working space, tools and equipment for youths and Jua Kali artisans	1	construction of Merti Sub-County industrial centre Infrastructure Tools & Equipment Personnel in all centres	10M	GoK and National Government, Donors /partners	2018-2020	Industrialization and enterprise development Dept	The project to be implemented in phases and community involvement
Industrial Extension Services	Enhance staff mobility	1	Purchase of vehicle	20M	ICG	2018	Industrialization and enterprise development	Ease of mobility
Construction and Fencing all Jua kali sheds (All wards)	To add and Safeguard the sheds and its equipment	2 sheds per ward	construction of permanent Morden sheds	4M	GoK Development Partners	2018-2019	Trade & Industrialization	The project to be implemented in phases and community involvement

Project Name/Location	Objectives	Targets	Description of Activities	Cost (Kshs.)	Source of funding	Time frame	Implementing Agency	Remarks
Promotion of Industrial Development and Investments in all Wards	To increased support to small scale and value addition enterprises	25 value addition enterprises	Hold 2 investment forums in the five years, identification of viable enterprises, funding of the enterprises	22M	GoK Development Partners	2018-2022	industrialization	Promote value addition in the county

Annex 1.6: Education, Youth, Sports Gender, Culture and Social Services Projects

Sub-sector Name: Education
Programme1: Early Childhood Education Development (ECDE)
Part I: On-going projects

Project Name/ Location*	Objectives	Targets	Description of Activities (Key Outputs)	Green Economy considerations	Cost (Kshs.)	Source of funding	Time Frame	Implementing Agency	remarks
Construction of ECDE classrooms/ countywide	To reduce congestion, enhance enrolment and retention	18 classes	Construction of 20 ECDE Centres	Tree planting	20M	ICG	2017-18	Education Dept	at procurement stage
Feeding Programmes	To improve on child health	All ECDE Schools	Provision of supplementary feeds to ECDE centres		10M	ICG ,NG WFP and Partners	2017-18	Education Dept	at procurement stage
Provision of ECDE centres with furniture county wide	To increase enrolment, provide conducive learning environment	30 ECDE Per year	Identification of requirements & specifications, Preparation of tender documents, purchase, payment and distribution		4M	ICG& Partners	2018-22	Education Dept	at procurement stage

Part II: New Project Proposal

Project Name/location	Objectives	Targets	Description of Activities	Cost (Kshs	Source of funding	Time Frame	Implementing Agency
Construction of ECDE Centres in Ngare mara, Attan & Tractor, Kiwanja, Kisile, Zebra, Chokaa, Complex, Aukot & Akunoit, Aregae, Kijito; Attir, Akareterete & Ariamoi; Oldonyiro primary; Kipsing & Tuale; Longopito & Murugusian; Lpusu & Nantudu; Lengwenyi Kawalash; Naingura & Lengwenyi; Lemorijo & Parkishon; Ltepes & ndugu zangu; Matundai & Noloroi, Iresa Boru; Bahari Girl, Biliqi Nur, Qone, Waso, Mabatini, Nagele, Guba Dhidha, Korbesa, Dida Abakiri, Abbagarse, Gafarsa, Belgesh, Kom, Dima Ado, Biliqo Muslim, Biliqo, Taqwa Bulesa, Godha, Merti Muslim, Merti Boarding, Gamachu, Mulanda Nur, Mata Arba, Biliqi, Saleti, Korbesa, Riga, Lakole, Malka Galla, Ade Warabesa Dadacha Basa, Alango, Ururra, Yamicha, Duse, Dololo Dakiye, Koticha, Wako Wario, Algani Girls, Kinna, Galma Dido, Rapsu, Yaq Barsadhi, Dabasiti, Kula Mawe, Dawa, Mata Gari,	To increase enrolment and improve increase access to quality early childhood education	196 classes	Construction, equipping and staffing	353.6M	ICG/ partners	2018-2020	Education Dept

Project Name/location	Objectives	Targets	Description of Activities	Cost (Kshs	Source of funding	Time Frame	Implementing Agency
Garba Tulla Day, Tana, Bisan Adi, Malka Daka, Gafarsa, Kombola, Mogore, Uhuru primary, Kilimani, Shambani, Emejen, Odha, Kambi Garba, Nomads, Mabatini, Kambi Ya Juu, Bula Mpya, Wabera, St Kizito, Tawfiq, Pepo La Tumaini, Elsa Primary, Kakil, Omara; Lenguruma, Kililio, Rumate, Narasha and Makalim							
Rehabilitation and expansion of ECDE classrooms at Khalifa Abubakar, Awarsitu and Boji	To increase enrolment and provide access to quality and conducive learning environment for ECDE	8 classes	Rehabilitation, equipping and staffing	16M	ICG/ partners	2018-2020	Education Dept
Construction of school of deaf classrooms	To increase access to quality early childhood education	2 classes	Construction and equipping with furniture	8M	ICG/ partners	2018-2022	Education Dept
Establish Wash programs in ECDE centres	To promote clean learning environment	70%	Construct latrines Provide clean drinking water Provide antibacterial detergents	30M	ICG/ partners	2018-2020	Education Dept
Furniture's for ECDE Centres	To enhance the delivery of quality education	80%	Procure classroom furniture and equipment	20M	ICG/ partners	2018-2022	Education Dept
Provision of indoor and uutdoor playing materials	To provide a friendly learning environment	90%	Equip the centres with recreational equipment	50M	ICG/ partners	2018-2022	Education Dept
Construction of ECDE and Resource Centres (Headquarter)	To promote coordination of all the functions	1	Site identification,construction equipping and staffing	50M	ICG/ partners	2018-2022	Education Dept

Project Name/location	Objectives	Targets	Description of Activities	Cost (Kshs	Source of funding	Time Frame	Implementing Agency
Provision of Vehicles (4x4)	To improve on efficiency of service delivery	6	Puchasecof motor vehicles	36M	ICG/ partners	2018-2020	Education Dept
Construction of sub-county ECDE Offices in garbatulla and merti	To enhance the delivery of quality education services	1	Site identification , site identification ,construction equipping and staffing	8M	ICG/ partners	2018-2022	Education Dept
Provision of learning/teaching materials	To promote good academic performance and reduce the increased level of school drop out by the less privileged	60%	Supply the learning materials to all ecde centres	50M	ICG/ partners	2018-2020	Education Dept
ECDE School Feeding Program	To improve child health and increase retention	100%	Provision of food supplements to ECDE centres (Feed the hungry poor child in school)	200M	ICG/ partners	2018-2022	Education Dept

Programme 2: Vocational Education and Training
New Project Proposal

Project Name/Location	Objectives	Targets	Description of Activities	Cost (Kshs.)	Source of Funding	Time Frame	Implementing Agency	Remarks
Establishment of Polytechnic Vocational Training Centres at Oldonyiro and Sericho	To enhance access to 248ssert248 and relevant technical vocational education and training	2	Constrction equipping and staffing	26M	ICG&NG	2018-2022	Education Dept	
Establishment of boarding facilities Uhuru youth polytechnic	To increase accommodation and improve access to technical vocational education and training	1	Construction of boarding facilities and equipping with modern	10M	ICG&NG	2018-2022	Education Dept	

Project Name/Location	Objectives	Targets	Description of Activities	Cost (Kshs.)	Source of Funding	Time Frame	Implementing Agency	Remarks
			facilities					

Stalled project

Stalled Projects	Location	Description Of Activities	Reason for stalling
Merti youth polytechnic	merti town	Constrction of administration block and classroom complete	not equipped and staffed

Programme 3: Sports Development
New Project Proposal

Project Name/Location	Objectives	Targets	Description of Activities	Cost (Kshs.)	Source of Funding	Time Frame	Implementing Agency	Remarks
Construction of Isiolo Stadium	To improve sports infrastructure and increase access to sports facilities	1	Upgrading and mordanization of isiolo stadium	500M	ICG, NG & Partners	2018-2022	Sports Dept.	
Talent centre's in garbatulla , Isiolo and merti	To harness sports talent	3	Construction equipping and staffing	50M	ICG	2018-2022	Sports Dept	
Rehabilitation and equiping of sports facilities in all ten wards	To harness sports talent and enhance access to sports facilities	10 wards	Construction, equipping and staffing of sports facilities.	100M	ICG	2018-2022	Sports Dept	
Construct sport academies	To promote sports talents	1	Construction equipping and staffing	100M	ICG	2018-2022	Sports Dept	

Programme 4: Youth Empowerment
New Project Proposal

Project Name/Location	Objectives	Targets	Description of Activities	Cost (Kshs.)	Source of Funding	Time Frame	Implementing Agency	Remarks
Establishment of youth rehabilitation centre in Isiolo town	To rehabilitee youth affected by drugs	1	Construction equipping and staffing	50M	ICG	2018-2022	Youth Dept	
Youth Vocational Training Centre In Isiolo Town	To equip youth with technical skills	1	Construction equipping and staffing	50M	ICG	2018-2022	Youth Dept	

Programme 5: Culture and Arts Development
New Project Proposal

Project Name/Location	Objectives	Targets	Description of Activities	Cost (Kshs.)	Source of Funding	Time Frame	Implementing Agency	Remarks
Establishment of cultural centre	To promote cultural diversity	2	To conduct baseline survey and documentation of heritage and resource construction equipping and staffing	100M	ICG	2018-2022	Culture Dept	
Establishment of cultural artefacts centre's	To preserve culture and provide employment	**3**	Construction equipping and staffing	45M	ICG	2018-2022	Culture Dept	
County culture and art support	To promote county arts and culture	**100 festivals**	conduct cultural festivals,	5M	ICG	2018-2022	Culture Dept	

Programme 6: Social Safety Net
New Project Proposal

Project Name/Location	Objectives	Targets	Description of Activities	Cost (Kshs.)	Source of Funding	Time Frame	Implementing Agency	Remarks
Guidance and counselling centres/ countywide	To provide requisite assistance to the vulnerable members of the community	3	Establishment of guidance and counselling centres; construction equipping and staffing	30M	ICG	2018-2022	Social services Dept	
Baraza park social ground in Isiolo town	To harness relationship and promote cohesion	1	Operationalization of the park social ground	10M	ICG	2018-2022	Socia services Dept	
Establishment of child rescue centres Isiolo , Oldonyiro and Garbatulla	To provide assistance to the vulnerable child	3	Construction, equipping and staffing	45M	ICG	2018-2022	Social services Dept	
Child homes/ countywide	To provide assistance to the vulnerable child	50	Construction equipping and staffing	50M	ICG	2018-2022	Social Srvices Dept	
Cash transfer programme	To provide assistance to the vulnerable members of the community	8000	Identify and register the vulnerable individuals and provide funds to groups	400M	ICG , NG and partners	2018-2022	Social Services Dept	

Programme 7: Primary Education
New proposals

Project Name	Objectives	Targets	Description of Activities	Cost (Kshs.)	Source of funding	Time frame	Implementing Agency
Construction of classrooms for Pry School at Malkamansa, Abbagarse, Gafarsa, Bula Pesa; Chari & Cherab Wards; and Esimet & Aramiet	To enhance access and quality of basic education	15 Classroom	Site identification, construction equipping and staffing	39.5M	NG & partners	2018 – 2022	Education Dept
Construction of classroom at Makarim Primary for PWD	To improve access to basic education for the PWDs	1 Classroom	Site identification, construction equipping and staffing	2M	ICG	2018 – 2022	Education Dept
Expansion of existing primary schools	To enhance enrolment, access, retention and transition	15 Classroom	site identification ,New construction,expansions equipping and staffing	100M	NG & partners	2018-2022	National Government Education Dept

Programme 8: Secondary and Tertiary education

Part I: Ongoing projects

Project Name	Objectives	Targets	Description of Activities	Cost (Ksh million)	Source of funding	Time frame	Implementing Agency
Bursaries and Scholarship Funds	To provide support to the bright needy child to access education	100%	Identify the needy bright students in schools and provide tution support.	300M	GoK(NG / CDF)	2018-2020	Education Dept

Part II: New Project Proposal

Project Name/Location	Objectives	Targets	Description of Activities	Cost (Kshs.)	Source of Funding	Time Frame	Implementing Agency	Remarks
Construction of Classroom for Secondary School at Kambi Garba and Kambi ya Juu (day schools)	To enhance access to quality secondary education	2	Site identification, construction equipping and staffing	40M	NG & partners	2018-2022	Education Dept	
Expansion of Secondary Schools at St Kizito and Ramadhan Respectively (Day and Boarding)	To improve on quality secondary education	2	Site identification, construction equipping and staffing	10M	NG & partners	2018 – 2022	Education Dept	

Construction of Secondary Boarding School at camp Turkana	To enhance access to quality secondary education	1	Site identification, construction equipping and staffing	50M	NG & partners	2018 - 2022	Education Dept	

Annex 1.7: Finance and Economic Planning Projects

Programme 1: Administration, Planning and Support services
On –Going projects

Project Name/ Location	Objectives	Targets	Description of Activities	Green Economy considerations	Cost (Kshs.)	Source of Funding	Time Frame	Implementing Agency
Construction of county head quarters	To improve service delivery and customer satisfaction	County headquarters administrative block in place	Fencing, Painting and Partitioning	Installation of hybrid solar energy , landscaping and planting of trees	900M	ICG &NG	2018-2020	County Treasury

New Projects Proposals

Project Name/ Location	Objectives	Targets	Description of Activities	Green Economy considerations	Cost (Kshs.)	Source of Funding	Time Frame	Implementing Agency
Expansion of county treasury headquarter offices	To improve accommodate planning and revenue officers	Office block in place	Fencing, painting and partitioning	Installation of hybrid solar energy and planting of trees	22M	ICG	2018-2020	County Treasury

Programme 2: Public Financial Management
New Projects Proposals

Project Name/ Location	Objectives	Targets	Description of Activities	Cost (Kshs.)	Source of Funding	Time Frame	Implementing Agency
Building Capacity of communities and staff on PFM acts	To build county staff capacity in management of public resources	5trainings for staff and 50 per ward communities	Trainings of staff and communities on PFM, in service trainings, leadership trainings, public procurement , accounting and reporting procedures	20M	ICG	2018-2022	County Treasury

Programme 3: Revenue Enhancement
New project proposals

Project Name/ Location	Objectives	Targets	Description of Activities	Green economy consideration	Cost (Kshs.)	Source of Funding	Time Frame	Implementing Agency
Isiolo modern Complex Market	To improve county trading environment and internal revenue	Isiolo Town Small Traders	Construction Of Isiolo Utra Modern Market	tree planting and land scaping, installation of hybrid power systems	500M	ICG and NG	2018-2020	County Treasury
Improvement of county sand access roads	To enhance access to sand harvesting points	All sand access roads	Murruming and drainage improvement		30M	ICG	2018-2022	County Treasury
Rehabilitation and expansion of 4 county fresh produce markets	To improve county revenue source infrastructures	Merti, Oldonyiro, Kinna and Kambi Ya Juu fresh produce markets	Rehabilitation and expansion of fresh produce markets		60M	ICG	2022-2022	County Treasury
Revenue Automation	To ncrease local revenue for improved service delivery	System in place and use	Procurement and Installation of a revenue system and maintenance		40 M	ICG	2018-2019	County Treasury

Programme 4: Economic Policy Formulation, Planning and Management

Part II: New Project Proposals

Project Name/Location	Objectives	Targets	Description of Activities		Cost (Kshs.)	Source of Funding	Time Frame	Implementing Agency
Development and modernisation of Isiolo County Information and documentation centre CIDC	To enhance county information access	1 operational CIDC resource centre	Construction, Equipping and staffing		50M	ICG partners	2020-2022	Economic Planning unit
Build the capacity of communities to participate in wealth creation within Isiolo	To enhance the rural communities abilities to access funds to enable them participate in income	Target all the 10 wards – rural communities. Women, youth,	Community Trainings Training of community TOT		100M	ICG,NG& partners	2020-2022	County Economic Planning unit

Project Name/Location	Objectives	Targets	Description of Activities		Cost (Kshs.)	Source of Funding	Time Frame	Implementing Agency
county	generating enterprises within three years	disabled members of the society (100 per ward)						
Institute countywide baseline surveys to support M&E	To gather accurate Information for better planning processes	Two baseline survey conducted mid and end on CIDP Preparation	Collection of data, analysis of data, collation and dissemination of survey report updating of county fact sheet monitoring and evaluation framework and indicator hand book	-	60M	ICG & partners	2018-2022	County Economic Planning unit
County Sector Plans and policies	To guide the county in planning process	All 9 sectors plan	Preparation of Sector Plans Development of 5 annual development plans Mid and end Term Review of CIDPS Preparation of policies Dissemination of reports and plans		100M	ICG & partners	2017-2022	Economic planning unit
Monitoring and Evaluation Reporting Appraisal systems	To enhance evidence based planning to ensure programs, projects and policy in the county are closely monitored and evaluated	All county programmes and projects	Preparation of Annual and Quarterly reports Dissemination of materials Impact assessment reports		40M	ICG & partners	2018-2022	Economic Planning Unit
Decentralization of planning services to Garbatulla and Merti	To improve service delivery	Two sub counties Head quarters	Establishment, equipping and staffing of two planning offices		30M	ICG and partners	2018-2022	Economic planning Unit

Programme 5: County Higher Education Revolving Loans Fund
New project proposals

Project Name/Location	Objectives	Targets	Description of Activities	Green economy consideration	Cost (Kshs.)	Source of Funding	Time Frame	Implementing Agency

Isiolo County Education Loan Revolving Fund	To improve access to higher education	University and College students in Isiolo	Creation of revolving fund to support poor students	-	300M	ICG & partners	2018-2020	County Treasury

Annex 1.8: Governance, Administration, Public Service Management Sector Projects

Programme Name: County Administration and coordination Affairs
New project proposals

Project Name/Location	Objectives	Targets	Description of Activities	Cost (Kshs.)	Source of Funding	Time Frame	Implementing Agency	Remarks
Construction of governors and deputy residential houses at Isiolo	To provide conducive environment for executive	2 residential houses	Construction of two residential compound	100M	ICG	2018-2022	Office of Governor	
Establishment of CIDP delivery unit	To Enhance implementation of the CIDPs	1	Construction of office block and installation of M&E systems recruitment of new staff formation of committees ,purchase of 4 vehicles ,	80M	ICG	2018-2022	Office of Governor	
County Integrated Central Registry System (CICRS)	To improve the management of county assets	An operational CICRS	Installation of integrated 255ssert egistrysystem for all departments	30M	ICG	2018-2022	Office of Governor	
Modern customer care in the county headquarters	To enhance access to county services and improved service delivery	A functional customer care desk	Establishment a modern customer care desk	20M	ICG	2018-2022	Office of Governor	
County records and archives centre	To improve management and storage of county records	A records centre	Construction, equipping and staffing	70M	ICG	2018-2022	Office of Governor	
County Partnership & Donor Coordination	To improve Partnership & Donor Coordination	All donors in the county and potential donors	Production of marketing documentary film, snap shots, booklets/flyers, marketing material for county investment potentials produced, identification of potential social and economic investors	100M	ICG	2018-2022	Office of Governor	

Programme Name: County Devolved Administration Affairs
New project proposals

Project Name/Location	Objectives	Targets	Description of Activities	Cost (Kshs.)	Source of Funding	Time Frame	Implementing Agency	Remarks
Construction of ward offices in Sericho, Chari,Oldonyiro, Cherab, Ngaremara, Kinna and Burat	To provide conducive working environment and improve on service delivery	7 offices	Construct and equip ward offices	98M	ICG	2018-2022	Office of Governor	
Renovation and maintenance of Garbatulla ward office	To provide condusive working environment and improve delivery of service	1 office	Rehabitation of office and equipping of the office	2M	ICG	2018-2022	Office of Governor	
Devolved unit capacity development vehicle for sub county administrators	To enhance service delivery	10vehicles	Purchase of motor vehicles	100M	ICG and partners	2018-2022	Office of Governor	
County Administrative Branding	To create positive county image	60 Administrator s	Purchase of uniforms for county administrators &village administrators	10M	ICG	2018-2022	Office of Governor	
Building citizen engagement capacities	To enhance skills and empower the community and administrator		Provide trainings	30M	ICG and partners	2018-2022	Office of Governor	
Isiolo liquor regulatory framework	To enhance management of liquors	1	Development of county policy	20M	ICG	2018-2022	Office of Governor	

Programme Name: Public Service management and Transformation
New project proposals

Project Name/Location	Objectives	Targets	Description of Activities	Cost (Kshs.)	Source of Funding	Time Frame	Implementing Agency	Remarks
HR management system	To improve employees data management	1 System	Acquisition and installation of integrated HR management system and training of staff.	40M	ICG	2018-19	PSM and ICT	
Building capacitiesof Isiolo County Staff	To improve the county staff skills to render effective services	1400 staff	Trainings , capacity programmes, sponsorship programmes	280M	ICG and partners	2018-19	PSM and ICT	

Developing a performance management systems	To improve performance tracking and management	All county staff	Introduction of performance contracting and performance appraisals	80M	ICG	2018-19	PSM and ICT	

Programme Name: Peace, Cohesion and Conflict Transformation
On –Going Projects

Project Name/ Location*	Objectives	Targets	Description of Activities (Key Outputs)	Green Economy considerations	Cost (Kshs.)	Source of funding	Timeframe	Implementing Agency
Development of Isiolo County Action Plan on Countering Violent Extremism (ICAP CVE)	To reduce VE by provision of framework that improve and better coordinates CVE activities in Isiolo	An Action Plan	Conduct public participation forums Sensitizations and awareness on the 9 pillars of national strategy on countering violence extremism Drafting of Isiolo County Action Plan on Countering Violent Extremism (ICAP CVE) Fine tuning of the Draft ICAP CVE Publication and launch of ICAP CVE Implementation of ICAP CVE		10.5M	DAI NIWETU (USAID)	Jan 2018 to Aug 2018	Isiolo Peace Link

New Project Proposals

Project Name/ Location*	Objectives	Targets	Description of Activities (Key Outputs)	Green Economy considerations	Cost (Kshs.)	Source of funding	Timeframe	Implementing Agency
Develop a peace building, dialogue, mediation, integration & cohesion framework at county level for isiolo county	To enhance the cohesion at the county level	1	Develop policies for cohesion and integration activities	Trainings on natural resource management (NRM)	50M	ICG, NG and partners	2018-2021	Cohesion
Decentralize cross border community dialogues in the county	To create harmony across boarder lines	8	Hold cross boarders, dialogue with neighbouring counties		80M	ICG, NG and partners	2018-2022	Cohesion
Strengthen Intra county and inter-county peace community committees in and between Isiolo and neighboring counties	To enhance core existence	4	Establish inter county peace committees, awareness, resource managemee support.		270M	ICG and partners	2018-2020	Cohesion
Strengthen alternative dispute	To promote peace and	100%	Identify and promote			ICG, NG	2018-2019	Cohesion

Project Name/ Location*	Objectives	Targets	Description of Activities (Key Outputs)	Green Economy considerations	Cost (Kshs.)	Source of funding	Timeframe	Implementing Agency
resolutions & traditional conflict resolution mechanisms in Isiolo County.	integration		traditional conflict resolutions and other methods		60M	and partners		
Mobilize local communities in the county to participate in processes of voluntary arms surrender, registration and marking.	To free the county from illegal arms	90%	Sensitization of the community on the importance of arms surrender		40M	ICG, NG and partners	2018-2022	Cohesion
Support the national government in processes of demobilization, disarmament and re-integration	To free the county from illegal arms	90%	Arms mop up		10M	ICG, NG and partners	2018-2022	Cohesion
Support of community policing services in the county countering violent extremisms	To eradicate /Countering Violent Extremism (ICAP CVE) in the county	County wide	Capacity buiding of communities ,formation of peace committees Sensitization and awareness on the 9 pillars of national strategy on countering violence extremism Support community in integration of the youths reforming from extreaminism		72.5M	ICG, NG and partners		

Programme Name: Peace, Cohesion and Conflict Transformation
New Project Proposals

Project Name/ Location*	Objectives	Targets	Description of Activities (Key Outputs)	Green Economy considerations	Cost (Kshs.)	Source of funding	Timeframe	Implementing Agency
Civic fostering across the county	To enhance capacity of communities to participate in development of the county	10,000 citicen	Trainings, dessimination of civic education policies, dissemination of public information materials, support of civil society organizations to carry out civic education and engagement activities. Formation of civic education teams		200M	ICG, NG and partners		

County participation and engagement fostering	To encourage the public to have meaningful input into the decision-making process.	County wide	Trainings of communities on how public participation is carried out, building community capacity to effectively participate in public forums		200m	ICG, NG and partners		

Annex 1.9: Special Programmes and ICT Projects

Sub Sector: Special Programmes
Programme 1: Disaster Risk Management
New Project Proposals

Project Name/Location	Objectives	Targets	Description of Activities	Cost (Kshs.)	Source of Funding	Time Frame	Implementing Agency	Remarks
Community disaster prevention response and management	To reduce disaster impacts and make community more resilient to disasters	Pastoralist community	Disaster Management Plan ,Training of community members on disaster prevention and management	1000M	ICG ,NG and Partners	2018-2022	County Government, NDMA, Partners	
Prepare a disaster Management Policy & Legislation	To have a guide on management and handling of disasters	1	Development of disaster policy and legislation	10M	ICG ,NG and Partners	2018-2022	County Government, NDMA, Partners	
Development of an effective early warning system	To mitigate negative effects of disaster	1	Metrological station construction, early warning system equipment	50M	ICG ,NG and Partners	2018-2022	County Government, NDMA, Partners	
County Disaster coordination Rescue Centres at 3 sub couty levels	To facilitate timely and effective response to disaster	3	County disaster centres construction and equipping	200M	ICG ,NG and Partners	2018-2022	County Government, NDMA, Partners	
Establishment of Community Managed Risk Reduction units	To improve community management of disasters at low levels	10	Community Managed Risk Reduction Unit establishment	100M	G ICG ,NG and Partners	2018-2022	County Government, NDMA, Partners	
Develop a county climate change & adaption policy	To have an institutional framework that enhance resilience to cope with a climate change	1	Development and adoption of climate change policy	15M	ICG ,NG and Partners	2018-2022	County Government, NDMA, Partners	
Establishment and equipping 3Nos. fire station in Garbatulla, Merti & Oldonyiro	To facilitate timely and effective response to fire outbreak emergencies	3	Fire station with boreholes and installed high capacity water tank, Installation of response protective equipments	200M	ICG and Partners	2018-2022	National /County Government, NDMA, Partners	
Building of disaster management capacity to resident of Isiolo	To increase community management and response to disasters	10(ten per ward)	Personnel recruitment / training of personnel on disaster management	100M	ICG ,NG and Partners	2018-2022	County Government, NDMA, Partners	ICG/NG/ Partners
Mapping and Disasters Zoning	To provide guidance for disaster preparedness and response	1	Report on disaster inherent	50M	ICG ,NG and Partners	2018-2022	National /County Government, NDMA, Partners	ICG/NG/ Partners

Project Name/Location	Objectives	Targets	Description of Activities	Cost (Kshs.)	Source of Funding	Time Frame	Implementing Agency	Remarks
Establishment of county Disaster Mitigation Fund	To mitigate negative effects of disasters	1	Disaster Mitigation Fund	600M	ICG ,NG and Partners	2018-2022	C National /ounty Government, NDMA, Partners	ICG/NG/ Partners
Security surveillance	to improve security by installing surveillance systems	5 major town	Purchase of surveillance vehicles ,CCTV and surveillance towers in strategic areas	200M	ICG ,NG and Partners	2018-2022	C National /ounty Government, NDMA, Partners	ICG/NG/ Partners
Total				2525M				

Sub Sector: County ICT
Programme 2: ICT Infrastructure Development
New Project Proposals

Project Name/Location	Objectives	Targets	Description of Activities	Cost (Kshs.)	Source of Funding	Time Frame	Implementing Agency
County ICT connectivity	To enhance connectivity, services and security	All Sectors	Install a computer, telephony and internet connectivity all sub-county offices. Extend fibre Optic cables to county offices Provision of speedy internet equipment	280M	ICG ,NG &Partners	2018-2022	ICT Dept
County headquarters Data, publicity and broadcasting centre	To collect and relay dounty Data updates to the public	1	Construction , equipping and staffing	200M	ICG	2018-2022	ICT Dept
County branding	To Improve county corporate image as a preferred investment hub	Assorted	Branding of the county online local and international forums to show case Isiolo as a preferred investment and tourist destination	20M	ICG	2018-2022	ICT Dept
ICT innovation and technological centre at Isiolo town	To promote technological innovation	1	Constructing, equipping and staffing	50M	ICG ,NG and Partners	2018-2022	ICT Dept
Information communication and resources centres at Oldonyiro, Merti Garbatula and Sericho	To improve communication & service to the public	4 four wards	Constructing, equipping and staffing	200M	ICG ,NG and Partners	2018-2022	ICT Dept
Expansion of internet	To ease	5 major town	lobbying of mobile services providers	500M	Service	2018-	ICT Dept, Information

communication network to county remote areas.	communication and internet connectivity to remote areas	(Kinna, Merti, Oldonyiro, G/Tulla and Sericho	to expand mobile network coverage, installation of satellite communication gadgets		providers, ICG ,NG and Partners	2022	communication Technology authority (ICTA), communication authority of Kenya (CAK)
Total				**1250M**			

Programme 3: E-Government Services
New Project Proposals

Project Name/Location	Objectives	Targets	Description of Activities	Cost (Kshs.)	Source of Funding	Time Frame	Implementing Agency	Remarks
Development of County ICT Master Plan and strategic plan	To guide ICT infrastructure development and operations in the county	1	Development of County ICT Integrated Master Plan , strategy and vision	100M	ICG ,NG and Partners	2018 – 2022	ICT Dept	
Build the capacity of county staff to be ICT oriented	To enhance the county staff IT skills to deliver better services	ICT Staff		80M	ICG ,NG and Partners	2018-2022	ICT Dept	
Customer Relationship Management (CRM) systems	To develop county customer feedback information site	1	Development of county on line customer care services	30M	ICG ,and Partners	2018-2022	ICT Dept	
Monitoring and Evaluation System	To improve community participatory Monitoring and tracking of projects	1	Development of county online M& E Systems	50M	ICG ,NG and Partners	2018-2022	ICT Dept	
County Web Site	To improve public and staff access to county information	1	Upgrading of the county web site	25M	ICG ,NG and Partners	2018-2022	ICT Dept	
County communication policy	To provide a communication regulatory principles	1	Establishment and adoption of the policy	10M	ICG ,NG and Partners	2018-2022	ICT Dept	
Fleet Management System	To provide system for management of county vehicle	1	To develop tracking and management system	20M	ICG ,NG and Partners	2018-2022	ICT Dept	
Isiolo ICT Park	To come up with a ICT park frame work	1	Prepare a road map, ICT park policy and legal framework	30M	ICG ,NG and Partners	2018-2022	ICT Dept	
Totals				**345M**				

Annex 1.10: County Public Service Board Projects

Project Name/ Location*	Objectives	Targets	Description of Activities (Key Outputs)	Cost (Kshs.)	Source of funding	Time Frame	Implementing Agency
HR Planning & Training Needs Analysis	To streamline and identify staff needs	100% staff	Conduct TNA Streamline JDs and JSs	30M	ICG	2018-2022	CPSB
Wide Dissemination of information	To ensure wide distribution of information	Countywide	Produce materials such as brochures, invoices, receipts	10M			
Staff Induction	To Help new staff settle down in the work place and understand strategic objective of the county	100% of new staff	Undertake orientation of new staff	10M			
HR Admin & System	To improve services delivery	100% of staff certificate verified and authenticated An operational HRIS	Verification and authentication of certificates; purchase of motor vehicle; office renovations Operationalize HRIS	30M			
Training & Development	To enhance board and staff competence	100% board and 100% staff	Conduct trainings and development programmes as per TNA	100M			
Benchmarking with reputable Institutions	To learn and adopt best practices from the institutions for the county	One global institution, government agencies and other counties	Conduct benchmarking and exposures for various county actors	17.5M			
Affirmative action program	To Ensure compliance with constitution and others laws		Undertake affirmative action on gender, disability, special needs, marginalized groups	20M			
Opportunities/publicity/IED	To ensure equitable distribution of jobs and attract skilled personnel	Publicities		30M			
HR Audit, Baseline Survey and Field Visits	Establish accurate and reliable staff data base and enhance consultation and co-operation between the board and stakeholders	Conduct survey on staff data base	Public awareness workshops for stakeholders in 10 wards & field visits; training on corporate governance	30M			
Performance management and succession planning	To Improve service delivery and improve efficiency in resource	100% staff	Develop and operationalize annual performance contract	5M			

Project Name/ Location*	Objectives	Targets	Description of Activities (Key Outputs)	Cost (Kshs.)	Source of funding	Time Frame	Implementing Agency
	utilization						
IPPD training and payroll restructuring	To Improve the integrity of payroll data	Countywide	Consultancy and training on IPPD; and payroll re-organization and cleansing exercise	10M			
Strategic planning, policies & reports	To establish effective service delivery guideline	Board and key stakeholders	Review of the board strategic plans and policies with key stakeholders participation; undertake periodic reporting	20M			
construction of county PSB office	To provide office space	1	construction and equipping	60M			
Mainstreaming integrity and ethical issues	To ensure compliance with Articles 10 and 232 of the constitution & other relevant statutes	Countywide	Undertake integrity risk assessment for the county- consultancy services and establishment of integrity & whistle blowing policy	27.5M			

Annex 1.11: County Assembly Projects

Programme 1: Legislation, Representation and Oversight

Project Name/Location	Objectives	Targets	Description of Activities	Green Economy Considerations	Cost (Kshs.)	Source of Funding	Time Frame	Implementing Agency
Legislative and Committee Services	To foster good governance	Approval Bills (how many) and Motions (how many) and appropriate Reports	- Drafting of Bill - Public participation - Assembly approval - Assent into Law	- Train and create awareness on cross cutting issues - Ensure policies and laws are responsive to cross cutting issues	40M	ICG	2018-22	County Assembly

Programme 2: Capacity Building
On-going Projects

Project Name/Location	Objectives	Targets	Description of Activities	Green Economy Considerations	Cost (Kshs.)	Source of Funding	Time Frame	Implementing Agency
Continuous training of MCAs and staff	To enhance skills for efficient service delivery	Train 100% staff and Members	-Conduct baseline survey on achievement targets, satisfaction index for both members and staff -Procure trainers -Offer training		50M	ICG	2018-2022	Assembly

Programme 3: Citizen Engagement

Project Name/Location	Objectives	Targets	Description of Activities		Cost (Kshs.)	Source of Funding	Time Frame	Implementing Agency
Public participation countywide	Enhance citizen engagement in the county development agenda	-No of public forums/ year - No of citizens involved	-Stakeholders mapping -Conduct public participation forums for key county activities such as planning and budgeting		100M	**ICG**	**2018-2022**	**Assembly**

Programme 4: Physical Infrastructure
New project proposals

Project Name/Location	Objectives	Targets	Description of Activities	Cost (Kshs.)		Source of Funding	Time Frame	Implementing Agency
Develop modern debating chamber complete with committee room and offices	To provide conducive working environment to execute legislation, representation & oversight mandates	An operational modern chamber	Construction and equipping of the chamber	350M		ICG and NG	2018-2021	County Assembly
Develop speaker's residence	Official residence for the speaker	Residential house for speaker	Procurement, approval, design and construction	50M			2019-2020	
Procure vehicles	Improved mobility for Members & staff to facilitate real time discharge of oversight functions	No of vehicles	Procurement, approval and purchase	20m			2019	
Develop modern library/ research centre	Increased access to information	An operational resource Centre	Establish a virtual knowledge and information system providing for sharing information	10m			2020-2022	
County Assembly Cafeteria	Enhance interaction time for members of county assembly	50-seater restaurant	Procurement, approval, design and construction	10M			2021-2022	
			Sub-total	**440M**				

ANNEX 2: **County Urban Institutional Development Strategy**

REPUBLIC OF KENYA

COUNTY GOVERNMENT OF ISIOLO

Department of Roads, Public Works and Urban Development

County Urban Institutional Development Strategy

…….....

……

County Executive Committee Member Date

Roads, Works and Urban Development

Table of Contents

SECTION 1: 269

1.1 URBANIZATION AND URBAN DEVELOPMENT IN THE COUNTY 269

1.1.1 Urbanization trends 269

1.1.2 Urbanization and county socio-economic development 269

1.1.3 Urban development challenges 270

1.2 LEGAL AND REGULATORY SYSTEMS FOR URBAN MANAGEMENT IN THE COUNTY 271

1.3 COUNTY-WIDE PLANNING AND URBAN DEVELOPMENT 271

1.3.1 County Integrated Development Plan (CIDP) 271

1.3.2 Other county planning instruments: 271

1.4 CURRENT STATUS OF URBAN AREAS IN THE COUNTY 271

SECTION 2: 273

2.1 INSTITUTIONAL DEVELOPMENT FOR THE COUNTY'S URBAN AREAS 273

2.1.1 County policy on urban institutional development: 273

2.2 LEGAL AND REGULATORY REFORMS AT THE COUNTY LEVEL 273

2.3 CAPACITY BUILDING ACTIONS 273

SECTION 3 274

URBAN AREA MATRIX: CURRENT SITUATION 274

ATTACHMENT 2 276

ATTACHMENT 3 280

SECTION 1:

URBANIZATION, URBAN MANAGEMENT & URBAN DEVELOPMENT IN THE COUNTY

1.1 Urbanization and urban development in the county

1.1.1 Urbanization trends

The urban population in the county is about 42% of the 2009 census total county population of 143, 294 (CIDP 2013-2018). This translates to about 60,183 people leaving in urban areas. The county's population is projected to reach 191,627 by 2017. Assuming the percentage urban population remains the same as of the 2013-17 CIDP, then 80,483 will be leaving in urban centers by 2017. The county's spatial economy is defined by the single dominant urban center of Isiolo Town and a few rural service canters scattered along major transport arteries. The main transport routes are the A2 highway that passes through Isiolo Town and the B9 from Isiolo to Modogashe on which are Garba Tulla, Modogashe and Kulamawe centers. Others are Merti and Kinna urban centers located on E822 and E817 roads respectively. These two roads have been reclassified to class C recently. Other mainly administrative centers have developed out of localized settlements around water points and security posts. These smaller centers include Oldonyiro and Ngaremara. The urban areas (growth and service centers) including Isiolo, Merti, Garba Tulla, Kinna and Modogashe portray a pattern of urban land use dominated by residential housing (about 70%).

Isiolo Town is the dominant urban centre and also the county headquarters. It covers approximately 65 $km^{2.}$ The main factor behind the growth of Isiolo Town is its strategic location on the transit corridor A2 road linking Nairobi to Addis Ababa in Ethiopia. Isiolo town started as a base for King's African Riffle. The colonial government declared the Northern Frontier district in 1909 covering the whole county and other northern parts of Kenya with its headquarters in Meru. However, in 1928, the colonial government recognized the strategic position of Isiolo as a gateway to the North, Somali and Abyssinia and decided to move the district headquarters to Isiolo.

1.1.2 Urbanization and county socio-economic development

Isiolo Town serves as the commercial and administrative capital of the county. It is strategically location on the tA2 road linking Nairobi to Addis Ababa. It provides all commercial and administrative services. It is also the dominant provider of financial services in the county with presence of most major banks and some micro finance institutions; and provides higher level education and training services. The next level of urban centres are mainly rural service centres providing lower level administrative services (sub-county level), limited commercial services ie few basic good stores, shops, few hotels and lodges and county level educational institutions. They do not have major banks but agency banking operate in them. These include Garba Tulla, Merti and Kina. All other centres have only few shops providing minmum basic goods and basic education facilities.

The dominant pastoral economy in the county dictates the location of these centres far apart. Most people therefore travel long distances to Isiolo town to access critical services especially financial and specific educational services. With the low road network and poor

condition of roads, it is a big challenge for people to access services available in these centres, particularly in the county headquarter.

Isiolo town has fairly good urban infrastructure. The town has some few paved roads, modern street light and water and sewer system. It has also invested in improving urban safety through not only street lighting but also high mast flood lighting in its sub-urban estates. The town also boasts telecommunication connectivity, modern livestock market, a town park, drainage system and is connected to national electricity grid. While these services have improved livability of the town, they are inadequate for the fast growing town. There is therefore need for the town to invest more in them. Among the most challenging service to provide in the town is solid waste management. Apart from Isiolo Town, other centers seldom have any urban service to talk of.

All urban centers in the county need clear proper planning and clear boundary marking. The most urgent for Isiolo town is to control urban sprawl that is significantly increasing due to population increase triggered by in-migration by many people hoping to partake in the benefits of LAPSSET projects to be implemented in the county.

1.1.3 Urban development challenges

One of the critical urban development challenges in the county is lack of proper planning. Almost all urban centers except Isiolo have no spatial plans or have very old ones that need urgent updating. Merti for example has an old plan dating back to 1978, while Modoagshe has one done in 1974. Grabatualla was lastly planned in 2013 but the plan is not approved. Isiolo Town itself needs reviewing of its plan since it was last done in 2006.

Due to lack of planning, most of urban centers have no spaces identified for development of infrastructure and service. The main rural service centers of Merti, Graba Tulla and Kina are deficient in these. Garba Tualla, Kina and Mododgashe are going to be transformed into growth centers due to their strategic location on B9 linking Isiolo to the whole of North Eastern which is being upgraded to bitumen standards by the national government to provide regional link to the LPASSET corridor.

Lack of sufficient funding particularly through the county budget is also a serious problem. Developing spatial plans for these centers do not resonate with authorities responsible for allocating resources. The main reason for this is that plans are not anything tangible and therefore not easy to explain expenditures on them like one would for roads and water projects.

Due to lack of sufficient funding, poor infrastructure development is a feature of urban centers in the county. Isiolo town for example has serious problem of solid waste management, storm water drainage, fire and disaster management. Because of lack of these and other infrastructure, urban centers in the county can hardly play their role of drivers of economic transformation and social cultural integration.

The housing aspect in Isiolo which is the major urban center has been driven mainly by private investment. Public investment has been restricted to interventions by the National

Housing Corporation that had a few estates of low coast housing units sold to local people. This has however been not sustained for the last two decades. Housing types and stock is of low quality due to poor affordability. There are a few units of houses constructed by the NHC under the civil service housing scheme adding to the overall housing stock. There is opportunity for public private partnerships for investment in housing sector in the county.

There is also little implementation of the provisions of the Urban Areas and Cities Act in relation to development of managerial structure for Isiolo town. The town has an administrator which is an administrative position of the overall county government structure rather than that for urban management envisaged in the Urban Areas and Cities Act. A town manager is yet to be appointed and the Management Board is not yet in place.

1.2 Legal and regulatory systems for urban management in the county

Article 184 of the Constitution of Kenya 2010 provides for the governance and management of urban areas and cities in the country. This is effected through the Urban Areas and Cities Act, 2011 which clearly defines various classes of urban areas and the nature and function of urban management structures. Other supportive legislations and policies include the County Government Act 2012 and the Physical Planning Act cap 286 of Kenya which is under review.

In line with the anticipated upgrading of Isiolo town to municipality status, the county government has drafted charter that is currently under review for immediate approval by the County Assembly thereafter. The county will then prepare urban integrated development plan for the municipality.

1.3 County-wide planning and urban development

1.3.1 County Integrated Development Plan (CIDP)

The ongoing preparation of the County Integrated Development Plan (CIDP) has captured urban development and preparation of spatial plans in all urban centers within the County. The County Urban Integrated Development Strategy (CUIDS) will reinforce the planned urban development interventions in the CIDP.

The county has no county spatial plan but this has been prioritized for funding in the County Integrated Development Plan 2018-2022.

1.3.2 Other county planning instruments:

The county relies on the existing Local Physical Development Plans for the various urban centers for purposes of development control in them.

1.4 Current status of urban areas in the county

Most Local Physical Development Plans of urban centres are outdated. There is therefore the need to review these plans and clearly mark boundaries of urban areas, more so for Isiolo town to control its sprawl. An integrated urban development plan to guide development of these centre will need to be developed for each. Generally infrastructure

development in all urban centres is low except Isiolo town. There is therefore huge need to invest in provision of urban infrastructure.

SECTION 2:

DEVELOPING INSTITUTIONS FOR URBAN MANAGEMENT

2.1 Institutional development for the county's urban areas

2.1.1 County policy on urban institutional development:

The County Government has prepared the charter for Isiolo Municipality which will be forwarded to the County Assembly for approval. The County government is also in the process of establishing the Isiolo Municipal Management Board. The county government will then appoint a municipal manager for the municipality. In the interim, the staff and facilities of the current town administrator will be used by the town manager.

The county has planned urban development programs and budget in the 2018 – 2022 CIDP. This will fund the activities and functions of the urban institutions as envisaged in the Urban Areas and Cities Act. The staff capacity of the Municipal Board will initially be provided by that of the existing Town Administrator augmented by other staff to be seconded by the county government as appropriate. The County will also upgrade at least two other towns expected to achieved the population threshold in the near future as stated in the Urban Areas and cities Act.

The Municipal Management Board and Town Committees will be allowed to prepare their budgets to be part of the County Budget. The County through its finance department and planning and urban development will have partial oversight role. Funds for the Municipality and towns will be budgeted for during budgeting process. They will however be supported to attain self-sustainability through own revenue generation.

2.2 Legal and regulatory reforms at the county level

The County's policy interventions in terms of urban development include

- Parking by-laws
- Dumping and waste management by laws
- Flood Control by laws
- Animal control by laws

Other regulatory regimes will be introduced and implemented as and when they will be needed.

The larger process of implementing the requirement of the Urban Areas and Cities Act for management of urban areas is ongoing.

2.3 Capacity building actions

Capacity building actions required for urban management institutions include trainings of staff and members of the boards and committees, technical support, provision of office space and purchase and installation of office equipment.

SECTION 3

ATTACHMENT 1

URBAN AREA MATRIX: CURRENT SITUATION

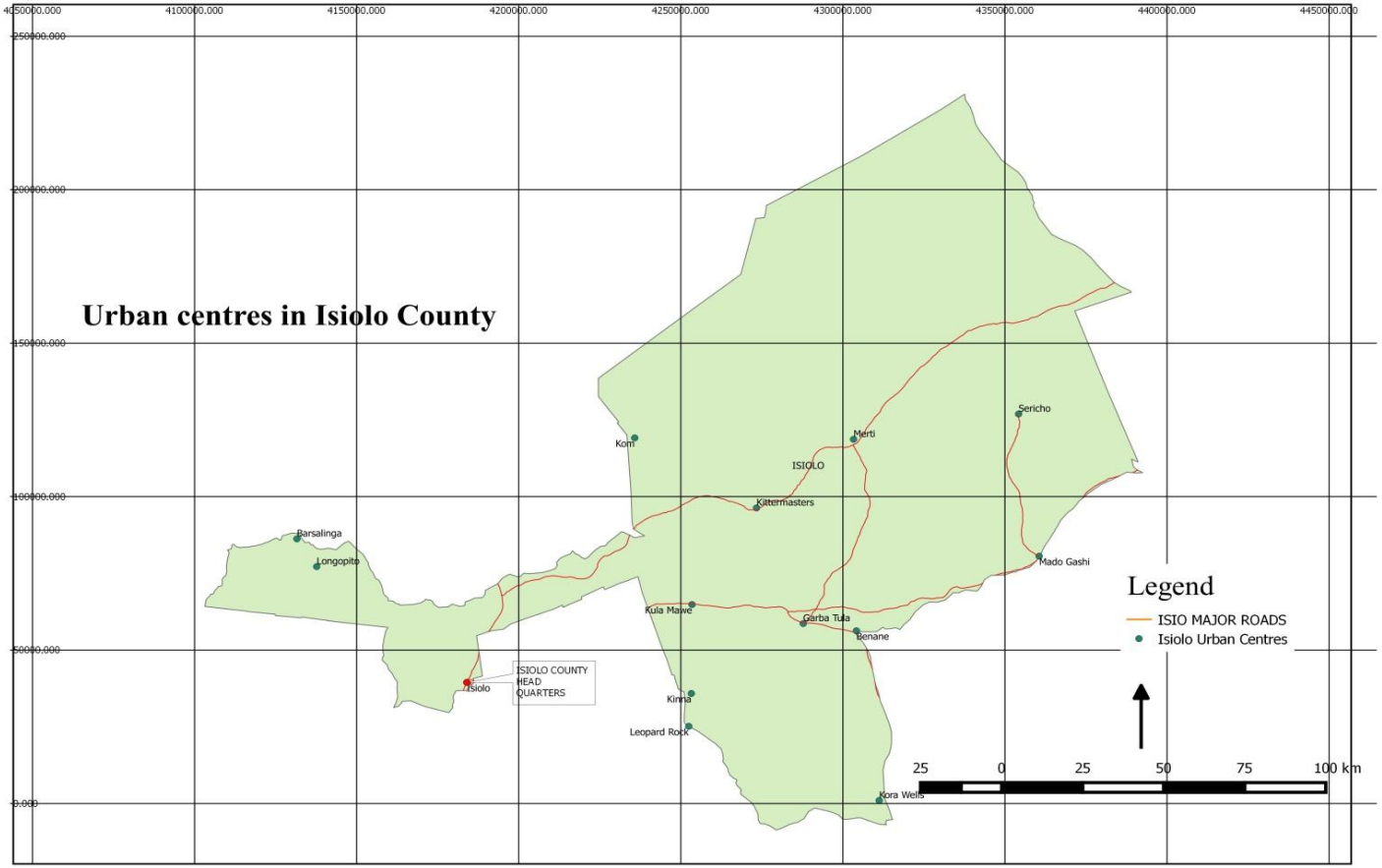

Figure 13 : Map of Isiolo County with key urban centres.

Name(s) of urban area	Geographical and demographic data			Institutional status		Urban management						
	Location	**Estimated Population**	**County capital (Y/N)**	**Pre-2010 administrative status**	**Current administrative status and/or current urban management arrangements**	**Board or Comm-ittee (Y/N)**	**Town or city manager or admini-strator (Y/N)**	**Office (Y/N)**	**Staffing of municipality or town administration**	**Budget and finance**	**Urban planning**	**Infrastructure and service delivery responsibilities**
Isiolo Town	0°21'10.72" N 37°35'9.50" E	**80,000 (2009 pop census)**	**Y**	Town	Has a Town Administrator	**No**	**Y Administrator**	**Yes**	**24 staff**	There is annual allocation for Town administrators' office.	**Yes** **Needs review**	**Development for drainage.**
Merti Town	1° 3'40.29"N 38°39'59.30 "E		N	Town	None	No	No	Y	N/A	None	1978 LPDP Needs Review	**None**
Kinna Town	0°19'9.75"N 38°12'25.91 "E		N	N/A	None	No	No	Y (Inadequate)	N/A	None	2011 LPDP Awaiting Approval Needs Review	**None**
Garba Tulla	0°31'52.13" N 38°31'4.98" E		N	Had Market Centre status	None	No	No	N	N/A	None	2013 LPDP Awaiting Approval Needs Review	**None**

ATTACHMENT 2

URBAN AREA INSTITUTIONAL DEVELOPMENT MATRIX - Proposals for 3 -5 year horizon

ISIOLO

Name(s) of urban area	General		Specific							
	Current institutional arrangements	**Planned institutional arrangements?**	**Board or Committee** **Y/N** **Timelines**	**Town or city manager or administrator** **Y/N** **Timelines**	**Office** **Y/N** **Timelines**	**Staffing of municipality or town administration** **Numbers** **Timelines**	**Budget and finance** **Budget status?** **Timelines**	**Urban planning** **Timelines**	**Infrastructure and service delivery responsibilities** **Timelines**	**Demarcation of urban area?** **Y/N**
ISIOLO	There is the office of the town administrator. The Current administrator is however facing institutional challenges since laws and regulations are not in place	Since it's a special municipality, there are plans to set up Municipal Management Board as per the Urban Areas and Cities act.	Y A board is set to be established	Y Office of the Town Administrator exist & A Municipal Manager to be appointed	Y Current office to be expanded. A Municipal Board to be established	Currently the office has 24 staff. Plans are in place to increase the number	A budget has been set up in the 2018/2018 county budget for the department.	The Isiolo Local physical development plan 2007 A review is proposed to be done 2019	The specific responsibilities for service delivery will be assigned once the board is up. They include Traffic management Waste management By Law enforcement Drainage Urban aesthetics	Y A review of the town boundary to capture the footprints of the urban sprawl around the town

									etc	

MERTI

Name(s) of urban area	General		Specific							
	Current institutional arrangements	**Planned institutional arrangements?**	**Board or Committee** **Y/N** **Timelines**	**Town or city manager or administrator** **Y/N** **Timelines**	**Office** **Y/N** **Timelines**	**Staffing of municipality or town administration** **Numbers** **Timelines**	**Budget and finance** **Budget status?** **Timelines**	**Urban planning** **Timelines**	**Infrastructure and service delivery responsibilities** **Timelines**	**Demarcation of urban area?** **Y/N**
Merti	None	Set up Town Committee and the office of the town administrator	(Y) Plans are underway to constitute a town committee.	(Y) Plans are underway to create the office of the administrator	(Y) Set up an office premises within the town.	10 Staff to be employed by end of financial year 2019/2020	Planned in 2018/2022 county budget for the department	1978-LPDP to be reviewed.	Traffic management Waste management By Law enforcement Drainage Urban aesthetics	N Upon the review of 1978 LPDP for Merti Town, an update of the demarcation will be achieved.

KINNA

Name(s) of urban area	General		Specific							
	Current institutional arrangements	Planned institutional arrangements?	Board or Committee Y/N Timelines	Town or city manager or administrator Y/N Timelines	Office Y/N Timelines	Staffing of municipality or town administration Numbers Timelines	Budget and finance Budget status? Timelines	Urban planning Timelines	Infrastructure and service delivery responsibilities Timelines	Demarcation of urban area? Y/N
KINNA	None	Set up Town Committee and the office of the town administrator	(Y) Plans are underway to constitute a town committee	(Y) Plans are underway to create the office of the administrator	(Y) Set up an office within the town.	Staff to be employed	A budget has been Planned in 2018/2022 county budget for the department	2011 LPDP to be reviewed.	Expected services to be rendered Traffic management Waste management By Law enforcement Drainage Urban aesthetics	N The LPDP 2011 is awaiting approval to be used to demarcate the urban area.

GARBA TULLA

Name(s) of urban	General	Specific

area	Current institutional arrangements	Planned institutional arrangements?	Board or Committee Y/N Timelines	Town or city manager or administrator Y/N Timelines	Office Y/N Timelines	Staffing of municipality or town administration Numbers Timelines	Budget and finance Budget status? Timelines	Urban planning Timelines	Infrastructure and service delivery responsibilities Timelines	Demarcation of urban area? Y/N
GarbaTulla	None	Set up Town Committee and the office of the town administrator	(Y) Plans are underway to constitute a town committee	(Y) Plans are underway to create the office of the administrator	(Y) Set up an office within the town.	Staff to be employed	A budget Planned in 2018/2022 county budget for the department	2013 LPDP awaiting approval. To be review.	Expected services to be rendered Traffic management Waste management By Law enforcement Drainage Urban aesthetics	N The LPDP 2013 is awaiting approval to be used to demarcate the urban area.

ATTACHMENT 3

COUNTY URBAN AREA INSTITUTIONAL DEVELOPMENT – ANNUAL ACTION PLAN & BUDGET

County: *ISIOLO 011* **FY:** *2017/2018*

CUIDP Section	Activity	Timeframe	Implementation modality	Cost elements	Proposed budget (KES)

Section 3: Developing institutions for urban manageme nt		J	A	S	O	N	D	J	F	M	A	M	J			
	- Hold consultations with residents in urban areas													- External consultants to be	- Consultancy fees	20,000,000
	- Draw up municipal charter for urban area 1													- In-house county	- Meeting costs	2,000,000
	- Select and appoint municipal board members for urban area 1													- UDD staff and support	- Per diems for travel	2,000,000
	- Select and appoint municipal manager for urban area 1														- Local travel costs	4,000,000
	- Orientation for municipal board and municipal manager														- Office equipment (for	15,000,000
	- Select and appoint town committee														-Training & Training materials	1,000,000
	- Select and appoint town administrator										N/A					
	- Establish municipal/town office															10,000,000
	- Prepare investment project pipeline for urban areas															
	- Undertake urban spatial plan															
															Total annual budget	54m
														Resources	County contribution	30m
															Other budget contributions (including UIG)	20m
															Total resources	40m